


GYMNASIET HTX

ETU GYM ElevTrivselsUndersøgelse 2018

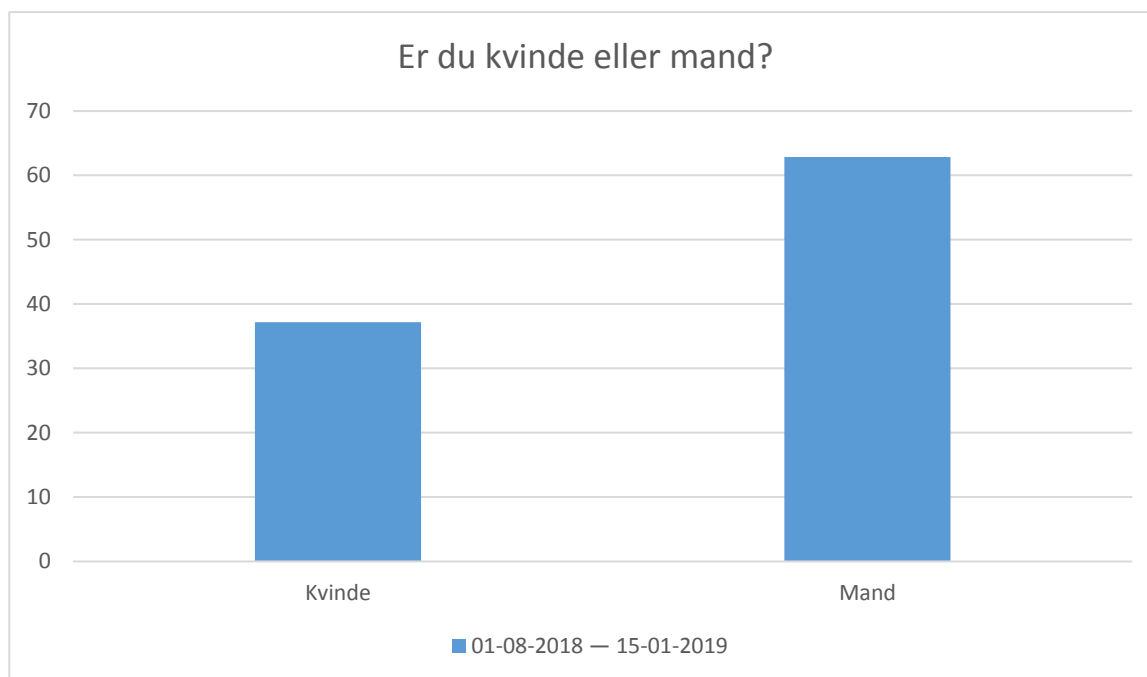


UCRS
Elevtrivselsundersøgelse

Indhold

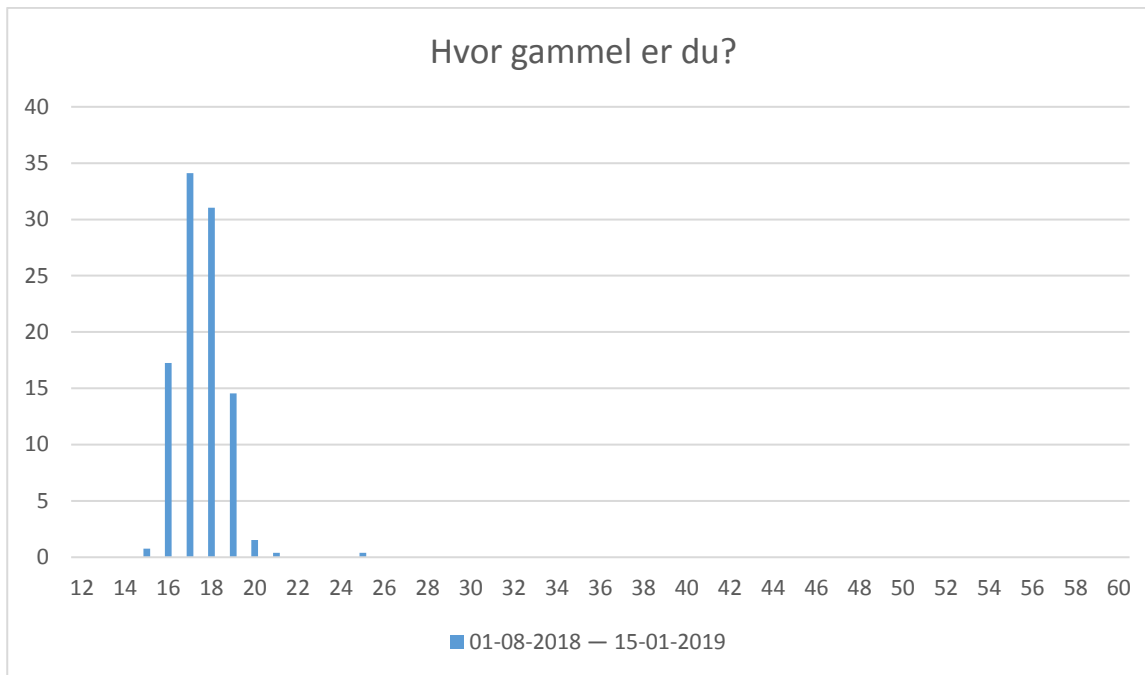
Afsnit A	2
Afsnit B.....	4
Afsnit C.....	5
Afsnit D	23
Afsnit E.....	30
Afsnit F.....	32
Afsnit G	43
Afsnit H	51

Afsnit A



01-08-2018 — 15-01-2019; Gennemsnit og spredning kan ikke beregnes.

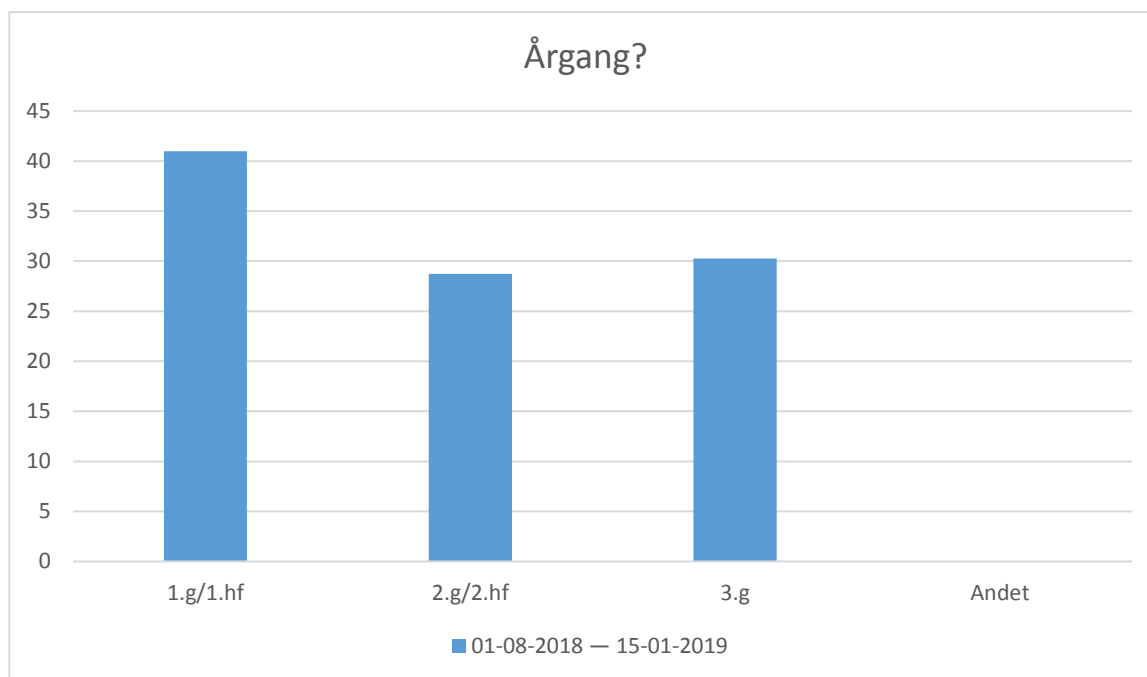
Svarmulighed	01-08-2018 — 15-01-2019: Antal	01-08-2018 — 15-01-2019: Andel (%)
Kvinde	97	37
Mand	164	63
Total	261	-



01-08-2018 — 15-01-2019; Gennemsnit: 17,5, spredning: 1,1

Svarmulighed	01-08-2018 — 15-01-2019: Antal	01-08-2018 — 15-01-2019: Andel (%)
12	0	0
13	0	0
14	0	0
15	2	1
16	45	17
17	89	34
18	81	31
19	38	15
20	4	2
21	1	0
22	0	0
23	0	0
24	0	0
25	1	0
Total	261	-

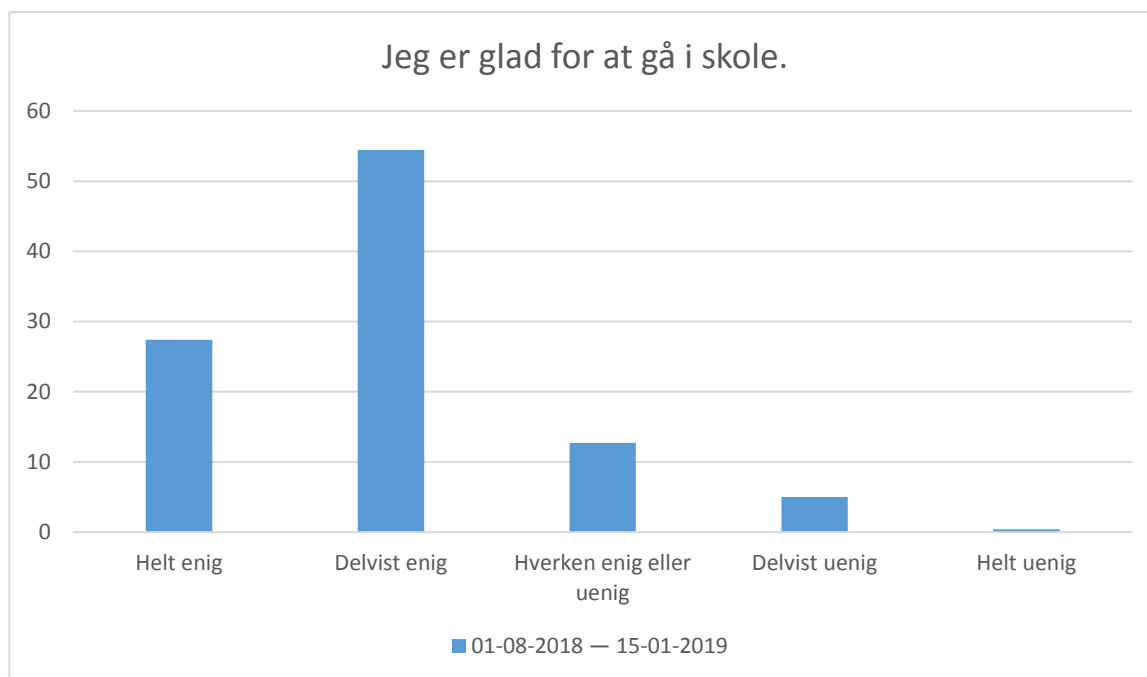
Afsnit B



01-08-2018 — 15-01-2019; Gennemsnit og spredning kan ikke beregnes.

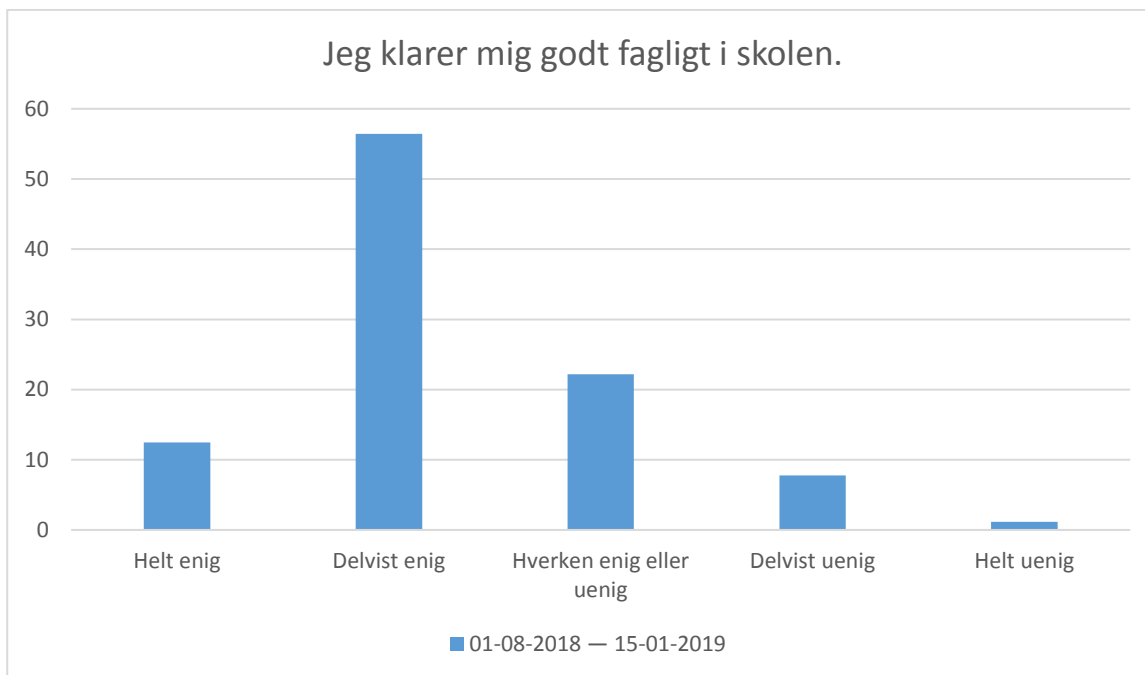
Svarmulighed	01-08-2018 — 15-01-2019: Antal	01-08-2018 — 15-01-2019: Andel (%)
1.g/1.hf	107	41
2.g/2.hf	75	29
3.g	79	30
Andet	0	0
Total	261	-

Afsnit C



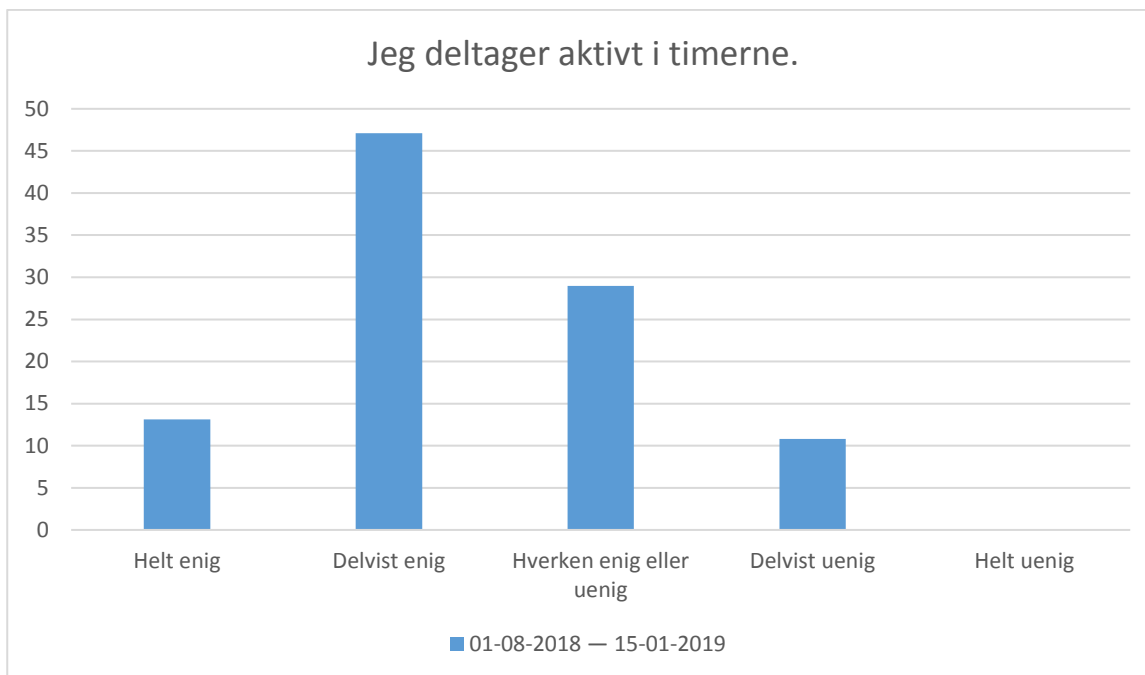
01-08-2018 — 15-01-2019; Gennemsnit: 4, spredning: 0,8

Svarmulighed	01-08-2018 — 15-01-2019: Antal	01-08-2018 — 15-01-2019: Andel (%)
Helt enig	71	27
Delvist enig	141	54
Hverken enig eller uenig	33	13
Delvist uenig	13	5
Helt uenig	1	0
Total	259	-



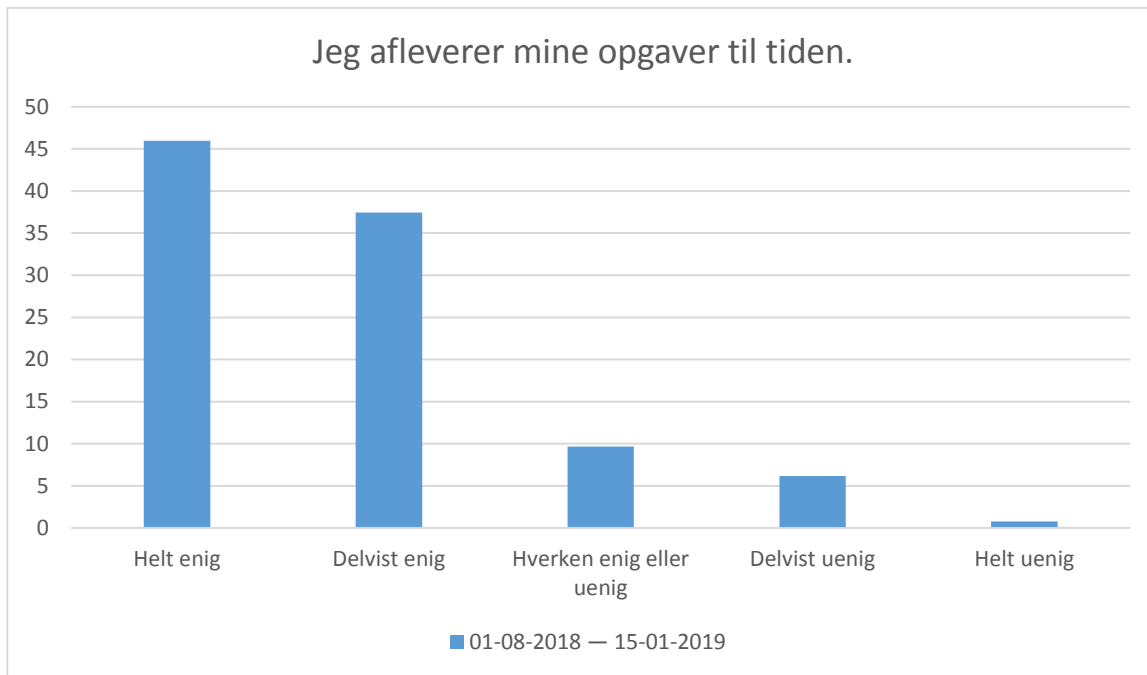
01-08-2018 — 15-01-2019; Gennemsnit: 3,7, spredning: 0,8

Svarmulighed	01-08-2018 — 15-01-2019: Antal	01-08-2018 — 15-01-2019: Andel (%)
Helt enig	32	12
Deltvist enig	145	56
Hverken enig eller uenig	57	22
Deltvist uenig	20	8
Helt uenig	3	1
Total	257	-



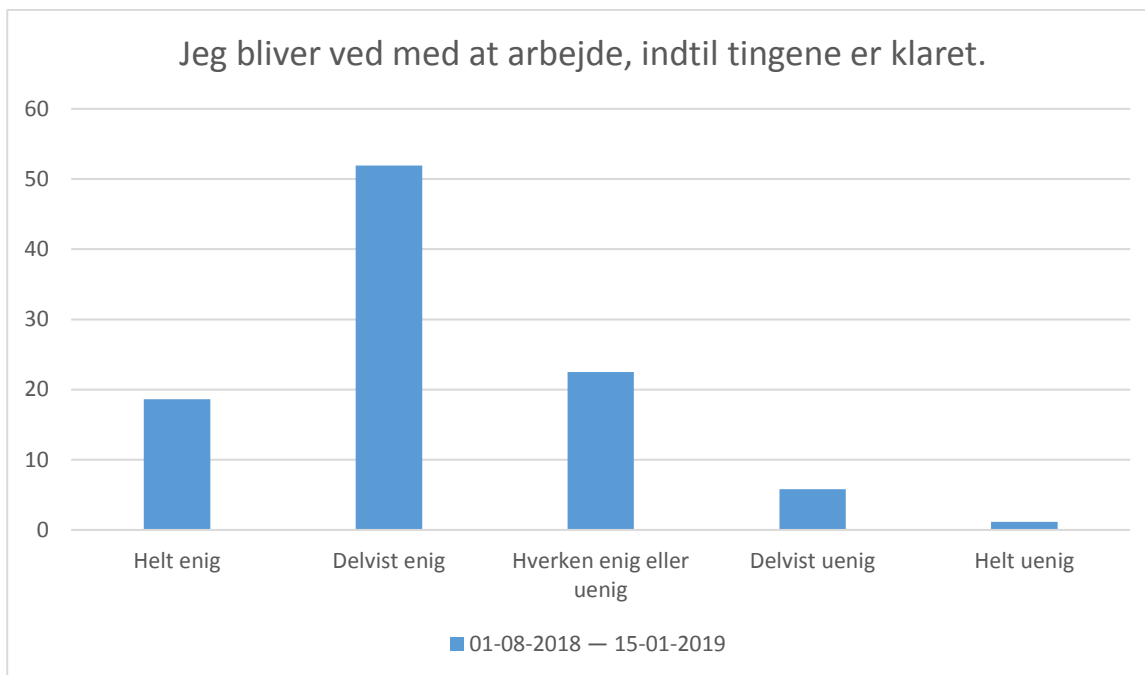
01-08-2018 — 15-01-2019; Gennemsnit: 3,6, spredning: 0,8

Svarmulighed	01-08-2018 — 15-01-2019: Antal		01-08-2018 — 15-01-2019: Andel (%)	
Helt enig		34		13
Delvist enig		122		47
Hverken enig eller uenig		75		29
Delvist uenig		28		11
Helt uenig		0		0
Total		259		-



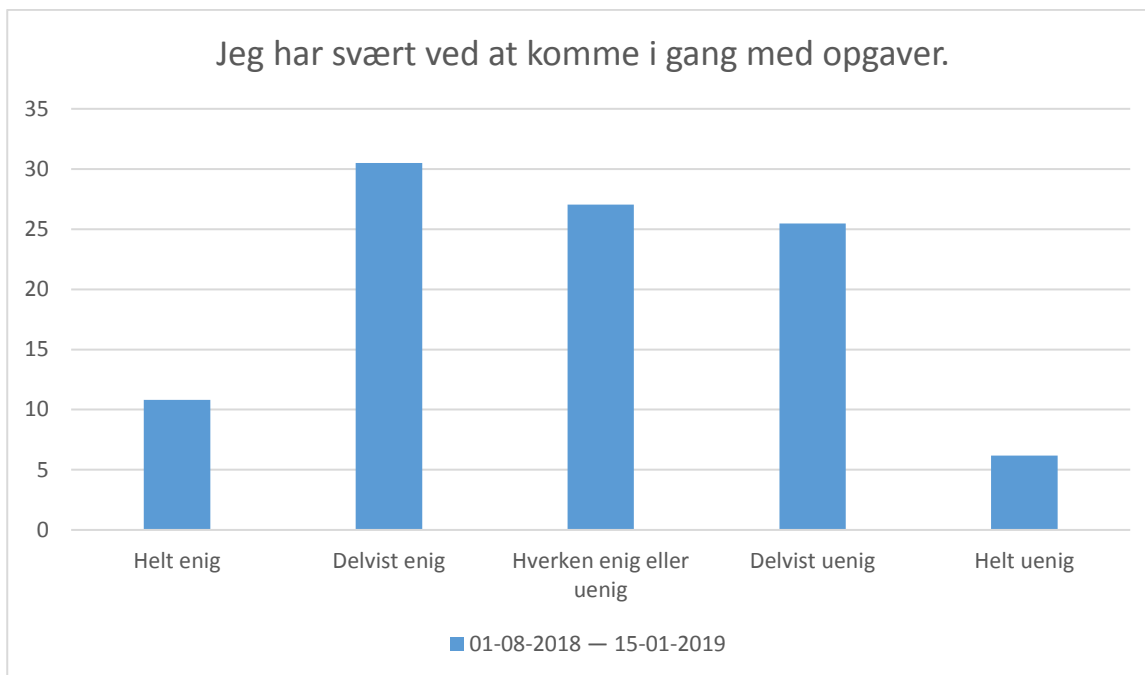
01-08-2018 — 15-01-2019; Gennemsnit: 4,2, spredning: 0,9

Svarmulighed	01-08-2018 — 15-01-2019: Antal	01-08-2018 — 15-01-2019: Andel (%)
Helt enig	119	46
Delvist enig	97	37
Hverken enig eller uenig	25	10
Delvist uenig	16	6
Helt uenig	2	1
Total	259	-



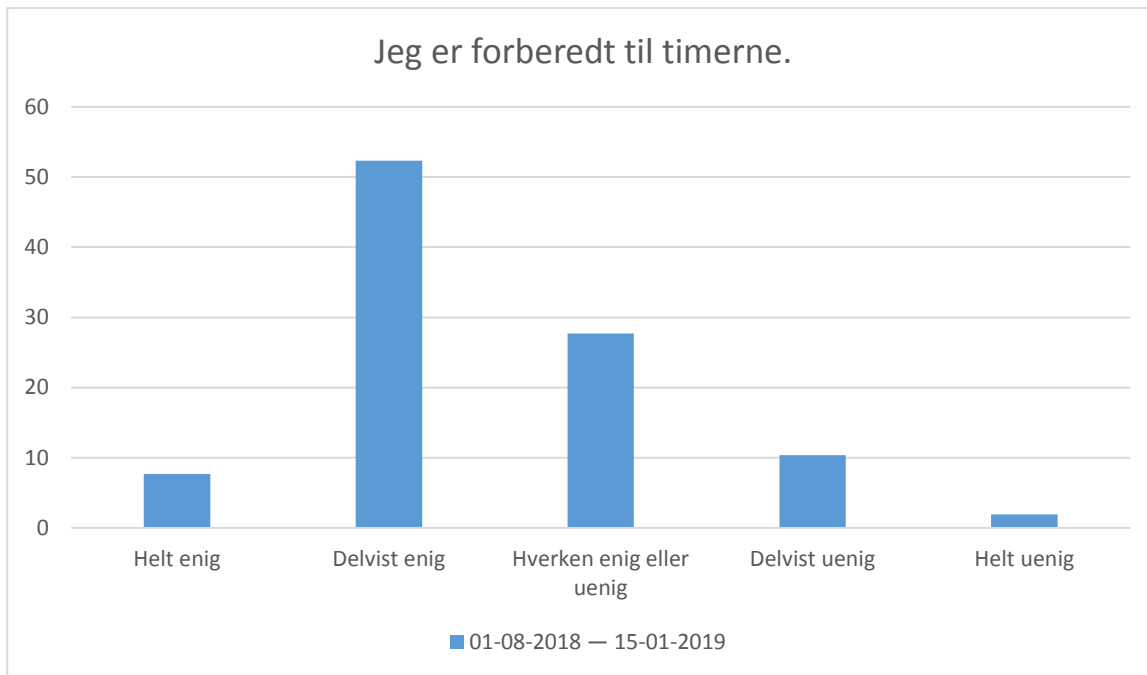
01-08-2018 — 15-01-2019; Gennemsnit: 3,8, spredning: 0,8

Svarmulighed	01-08-2018 — 15-01-2019: Antal	01-08-2018 — 15-01-2019: Andel (%)
Helt enig	48	19
Delvist enig	134	52
Hverken enig eller uenig	58	22
Delvist uenig	15	6
Helt uenig	3	1
Total	258	-



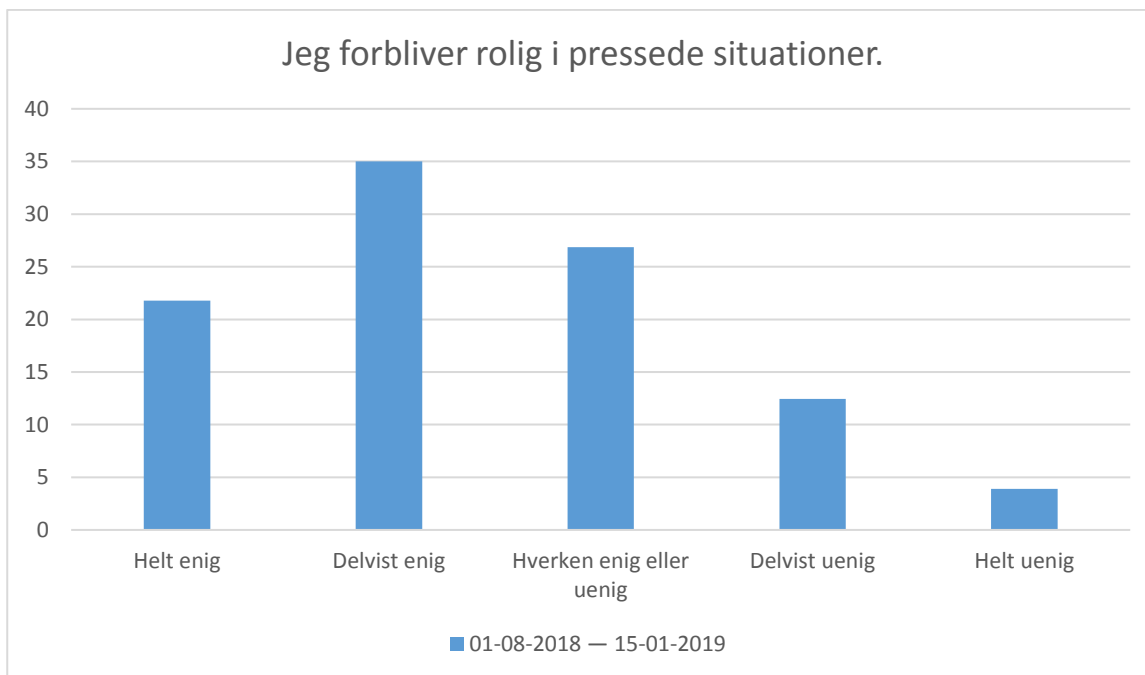
01-08-2018 — 15-01-2019; Gennemsnit: 3,1, spredning: 1,1

Svarmulighed	01-08-2018 — 15-01-2019: Antal	01-08-2018 — 15-01-2019: Andel (%)
Helt enig	28	11
Delvist enig	79	31
Hverken enig eller uenig	70	27
Delvist uenig	66	25
Helt uenig	16	6
Total	259	-



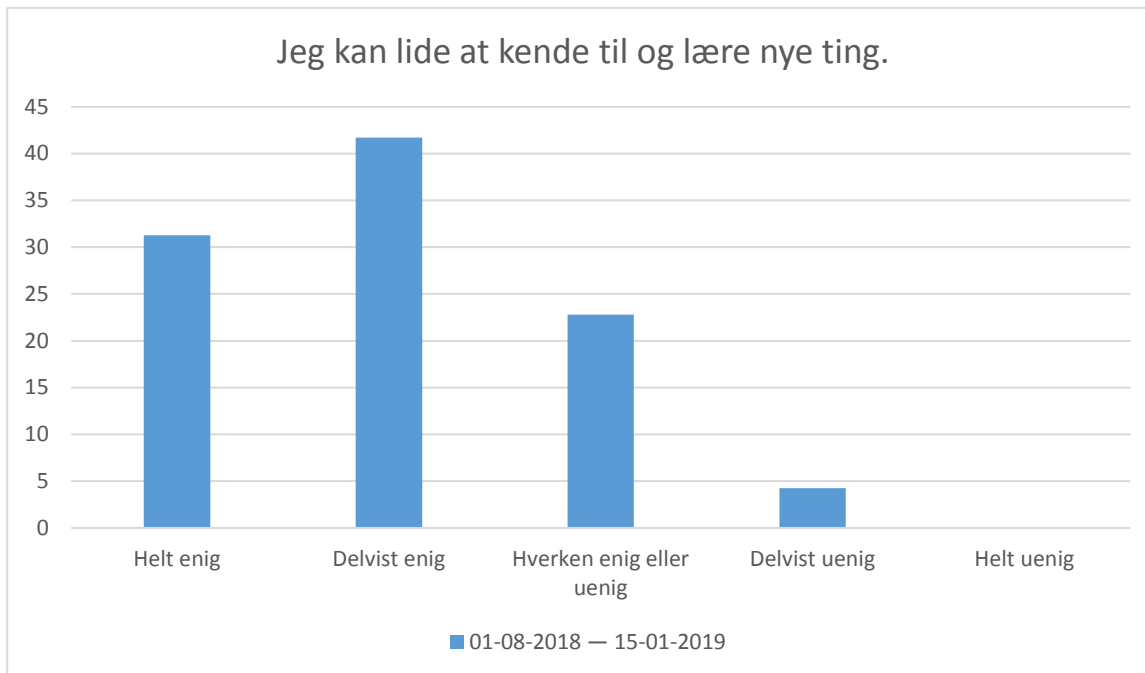
01-08-2018 — 15-01-2019; Gennemsnit: 3,5, spredning: 0,9

Svarmulighed	01-08-2018 — 15-01-2019: Antal	01-08-2018 — 15-01-2019: Andel (%)
Helt enig	20	8
Delvist enig	136	52
Hverken enig eller uenig	72	28
Delvist uenig	27	10
Helt uenig	5	2
Total	260	-



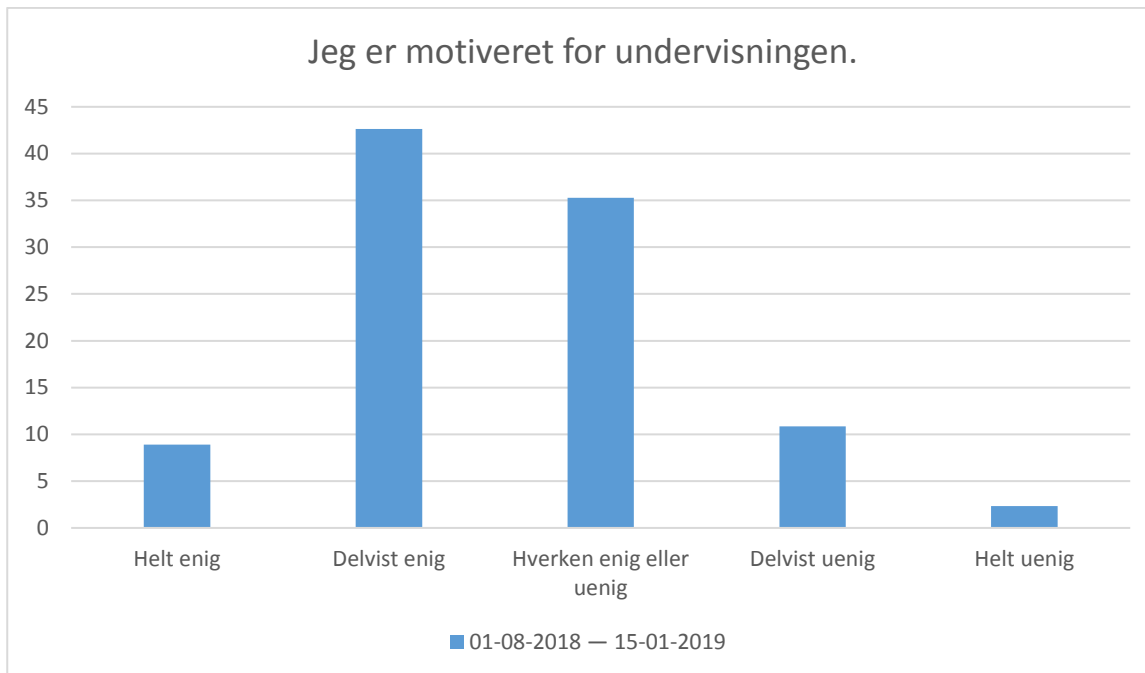
01-08-2018 — 15-01-2019; Gennemsnit: 3,6, spredning: 1,1

Svarmulighed	01-08-2018 — 15-01-2019: Antal	01-08-2018 — 15-01-2019: Andel (%)
Helt enig	56	22
Delvist enig	90	35
Hverken enig eller uenig	69	27
Delvist uenig	32	12
Helt uenig	10	4
Total	257	-



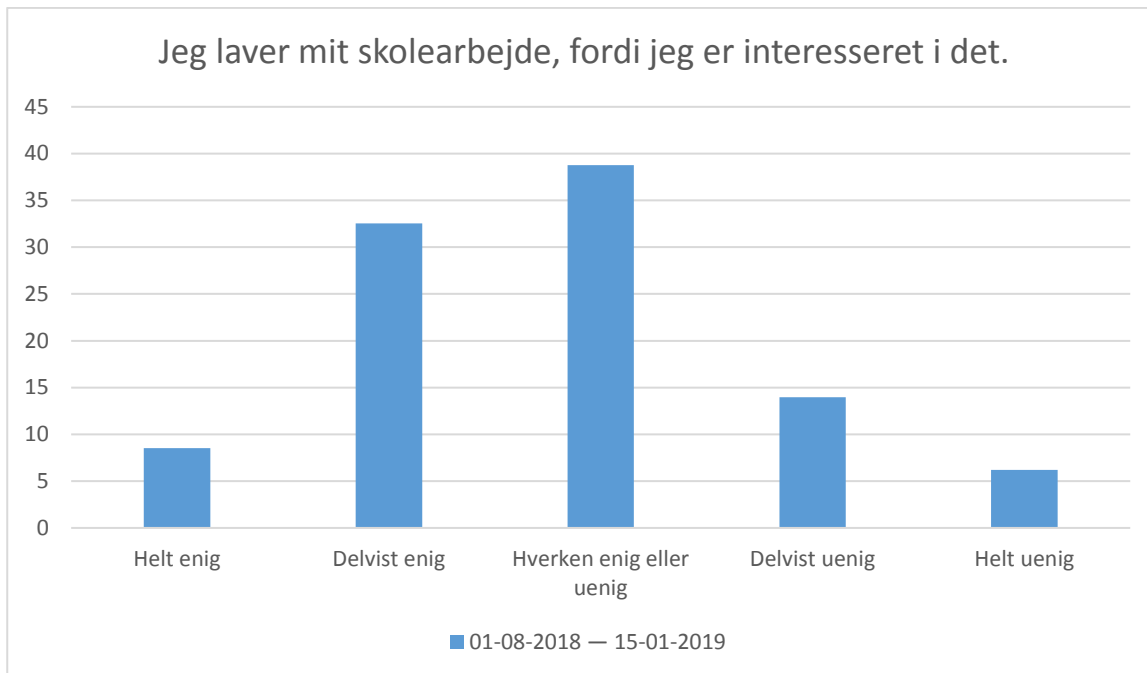
01-08-2018 — 15-01-2019; Gennemsnit: 4, spredning: 0,8

Svarmulighed	01-08-2018 — 15-01-2019: Antal	01-08-2018 — 15-01-2019: Andel (%)
Helt enig	81	31
Delvist enig	108	42
Hverken enig eller uenig	59	23
Delvist uenig	11	4
Helt uenig	0	0
Total	259	-



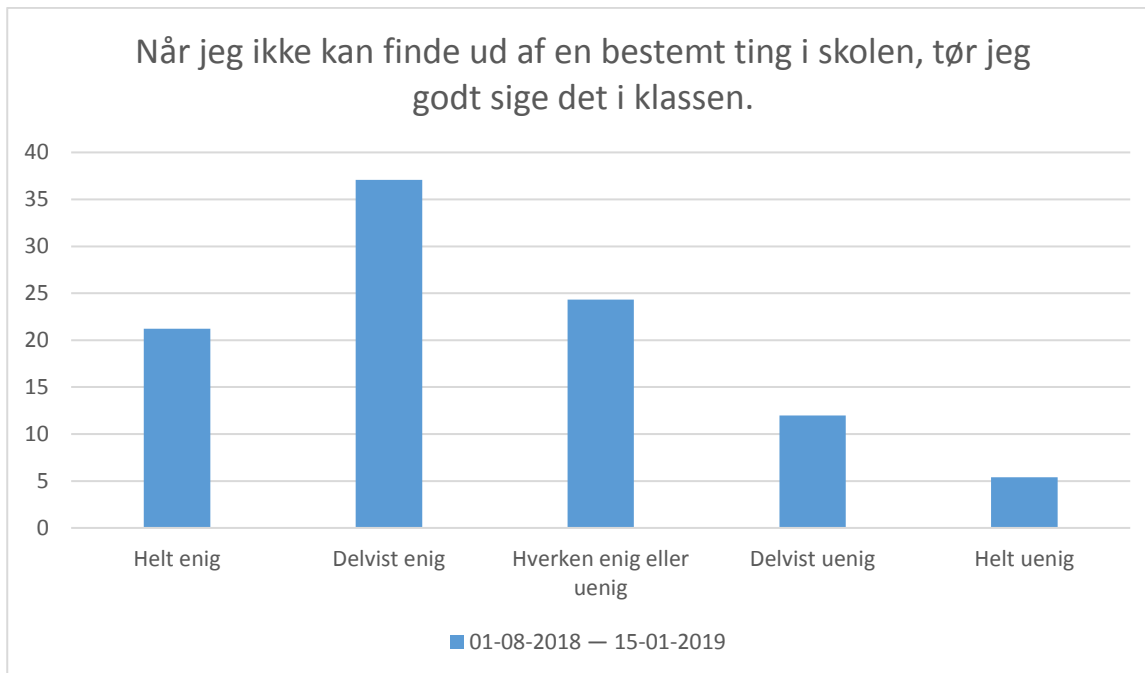
01-08-2018 — 15-01-2019; Gennemsnit: 3,4, spredning: 0,9

Svarmulighed	01-08-2018 — 15-01-2019: Antal	01-08-2018 — 15-01-2019: Andel (%)
Helt enig	23	9
Delvist enig	110	43
Hverken enig eller uenig	91	35
Delvist uenig	28	11
Helt uenig	6	2
Total	258	-



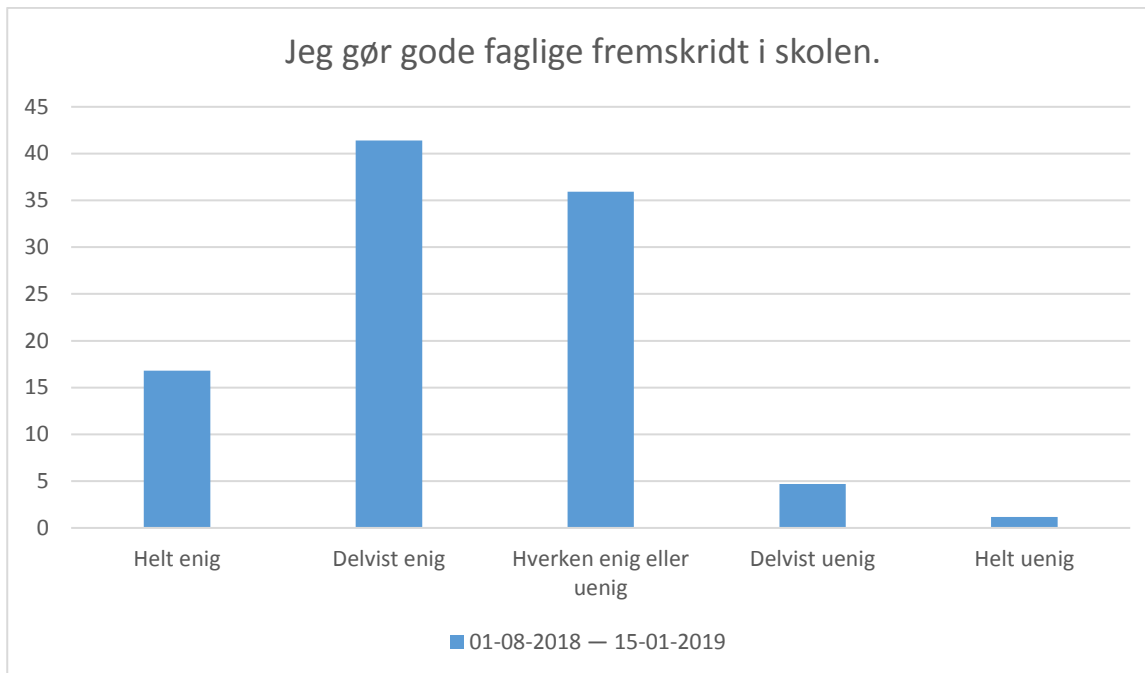
01-08-2018 — 15-01-2019; Gennemsnit: 3,2, spredning: 1

Svarmulighed	01-08-2018 — 15-01-2019: Antal	01-08-2018 — 15-01-2019: Andel (%)
Helt enig	22	9
Delvist enig	84	33
Hverken enig eller uenig	100	39
Delvist uenig	36	14
Helt uenig	16	6
Total	258	-



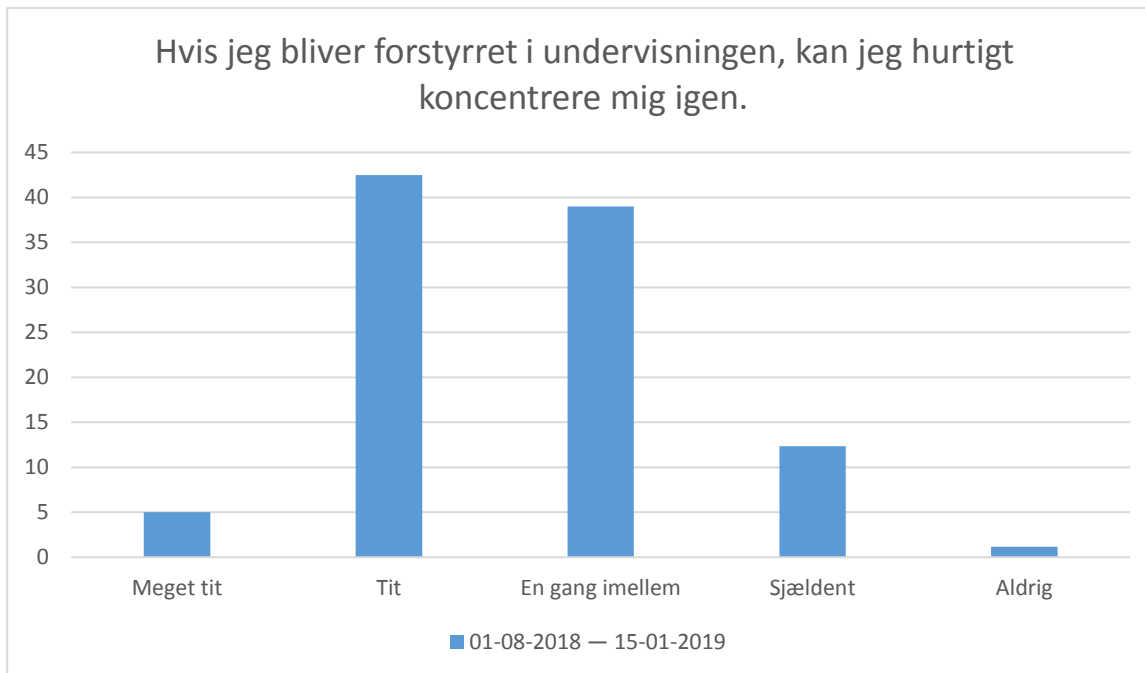
01-08-2018 — 15-01-2019; Gennemsnit: 3,6, spredning: 1,1

Svarmulighed	01-08-2018 — 15-01-2019: Antal	01-08-2018 — 15-01-2019: Andel (%)
Helt enig	55	21
Delvist enig	96	37
Hverken enig eller uenig	63	24
Delvist uenig	31	12
Helt uenig	14	5
Total	259	-



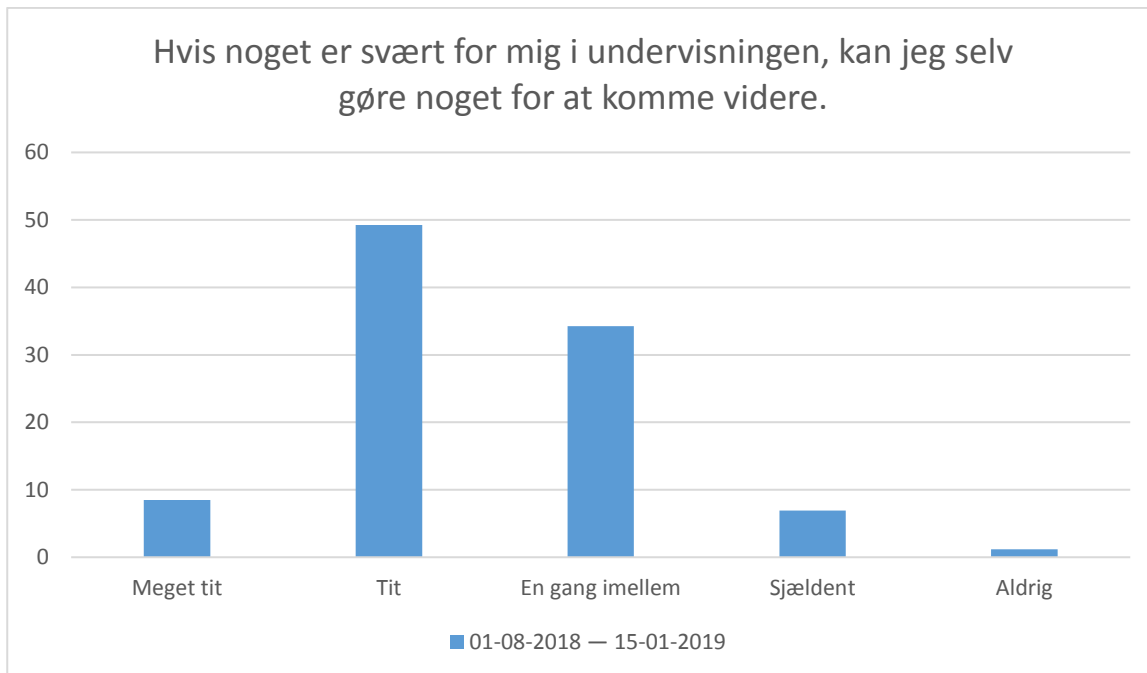
01-08-2018 — 15-01-2019; Gennemsnit: 3,7, spredning: 0,8

Svarmulighed	01-08-2018 — 15-01-2019: Antal	01-08-2018 — 15-01-2019: Andel (%)
Helt enig	43	17
Delvist enig	106	41
Hverken enig eller uenig	92	36
Delvist uenig	12	5
Helt uenig	3	1
Total	256	-



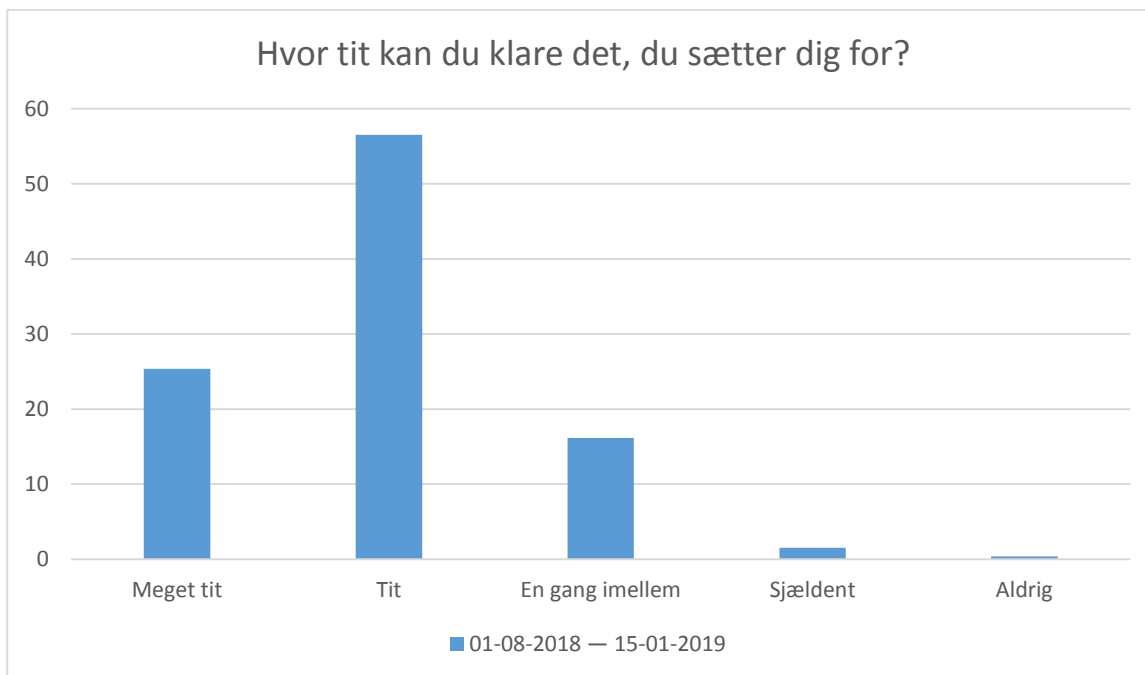
01-08-2018 — 15-01-2019; Gennemsnit: 3,4, spredning: 0,8

Svarmulighed	01-08-2018 — 15-01-2019: Antal	01-08-2018 — 15-01-2019: Andel (%)
Meget tit	13	5
Tit	110	42
En gang imellem	101	39
Sjældent	32	12
Aldrig	3	1
Total	259	-



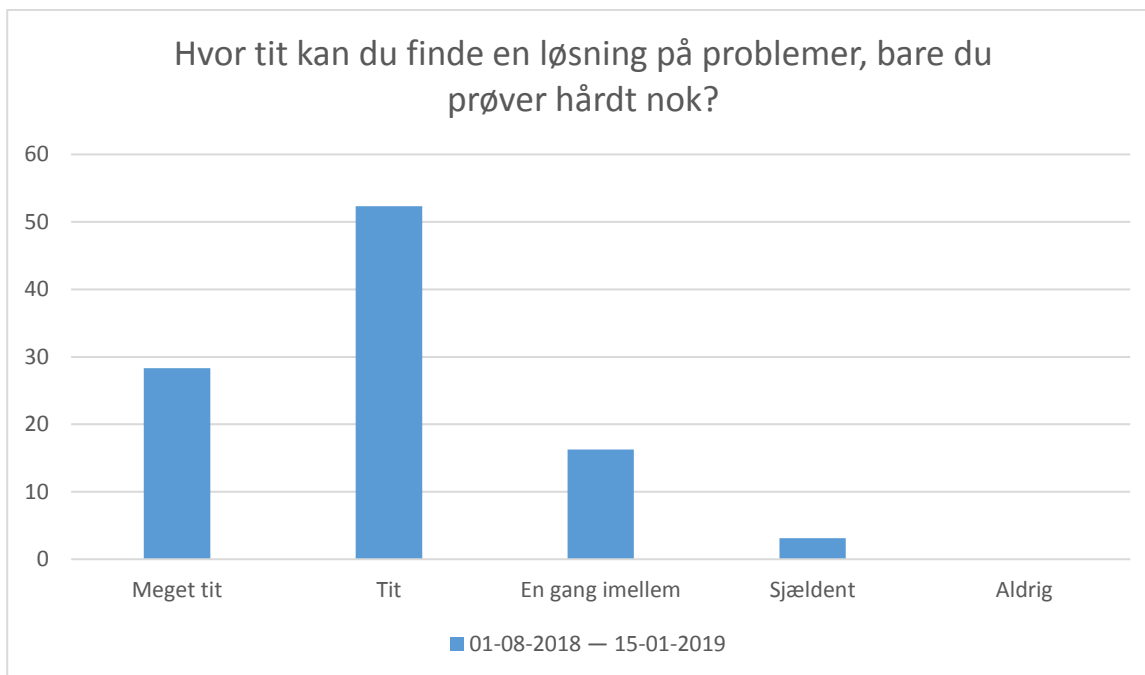
01-08-2018 — 15-01-2019; Gennemsnit: 3,6, spredning: 0,8

Svarmulighed	01-08-2018 — 15-01-2019: Antal	01-08-2018 — 15-01-2019: Andel (%)
Meget tit	22	8
Tit	128	49
En gang imellem	89	34
Sjældent	18	7
Aldrig	3	1
Total	260	-



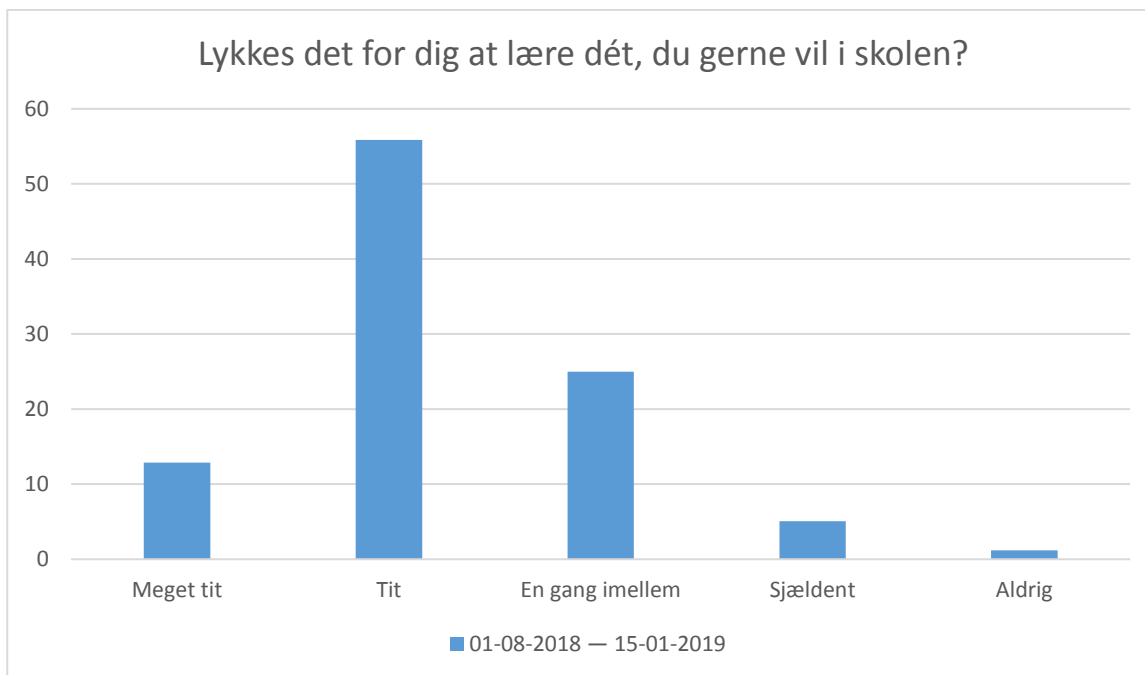
01-08-2018 — 15-01-2019; Gennemsnit: 4,1, spredning: 0,7

Svarmulighed	01-08-2018 — 15-01-2019: Antal	01-08-2018 — 15-01-2019: Andel (%)
Meget tit	66	25
Tit	147	57
En gang imellem	42	16
Sjældent	4	2
Aldrig	1	0
Total	260	-



01-08-2018 — 15-01-2019; Gennemsnit: 4,1, spredning: 0,8

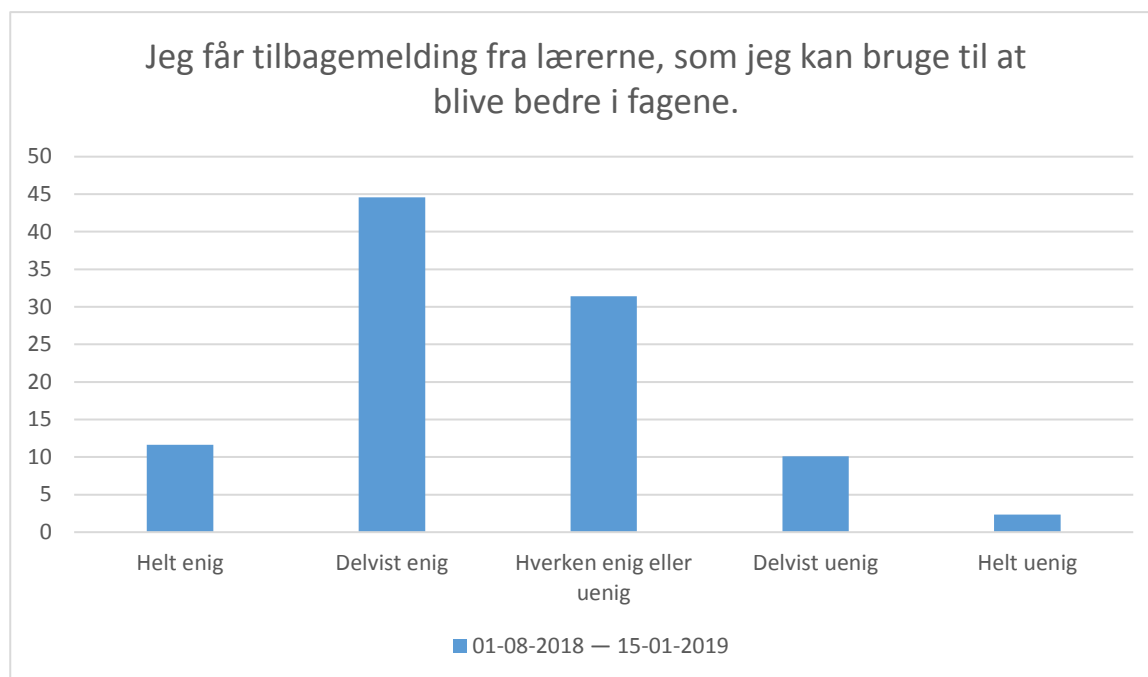
Svarmulighed	01-08-2018 — 15-01-2019: Antal	01-08-2018 — 15-01-2019: Andel (%)
Meget tit	73	28
Tit	135	52
En gang imellem	42	16
Sjældent	8	3
Aldrig	0	0
Total	258	-



01-08-2018 — 15-01-2019; Gennemsnit: 3,7, spredning: 0,8

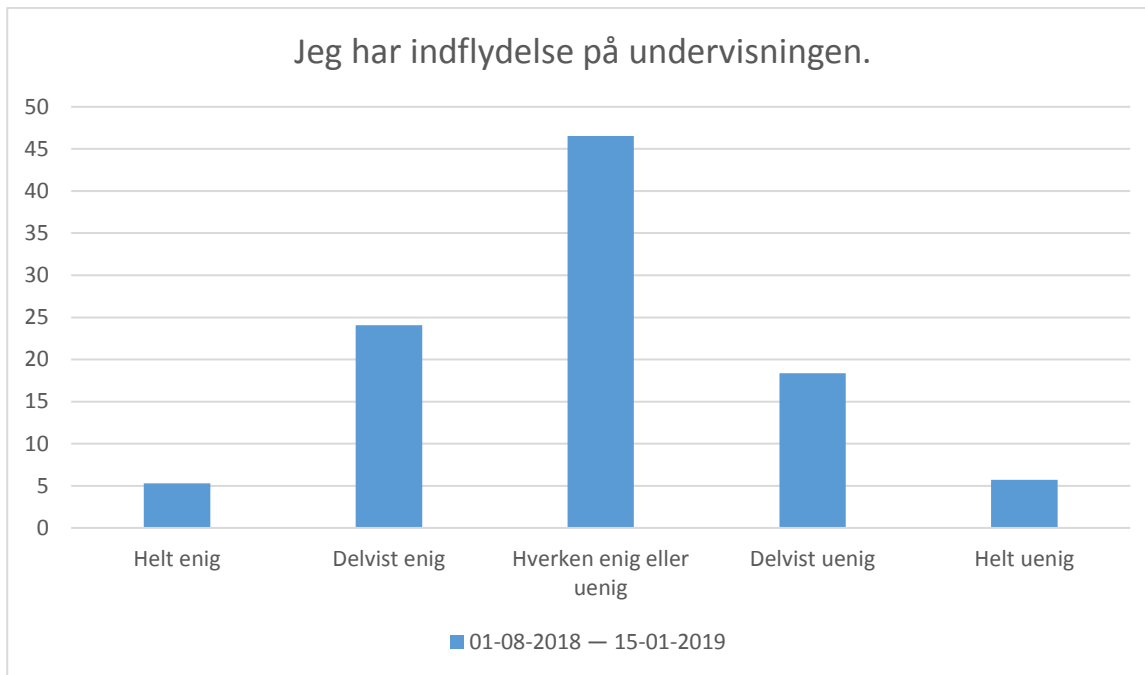
Svarmulighed	01-08-2018 — 15-01-2019: Antal	01-08-2018 — 15-01-2019: Andel (%)
Meget tit	33	13
Tit	143	56
En gang imellem	64	25
Sjældent	13	5
Aldrig	3	1
Total	256	-

Afsnit D



01-08-2018 — 15-01-2019; Gennemsnit: 3,5, spredning: 0,9

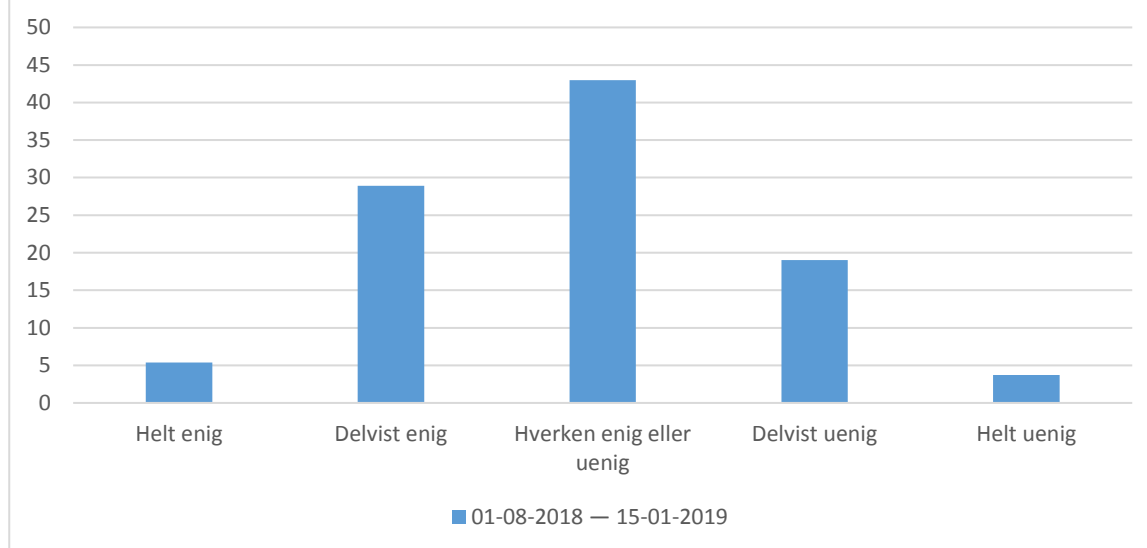
Svarmulighed	01-08-2018 — 15-01-2019: Antal	01-08-2018 — 15-01-2019: Andel (%)
Helt enig	30	12
Delvist enig	115	45
Hverken enig eller uenig	81	31
Delvist uenig	26	10
Helt uenig	6	2
Total	258	-



01-08-2018 — 15-01-2019; Gennemsnit: 3, spredning: 0,9

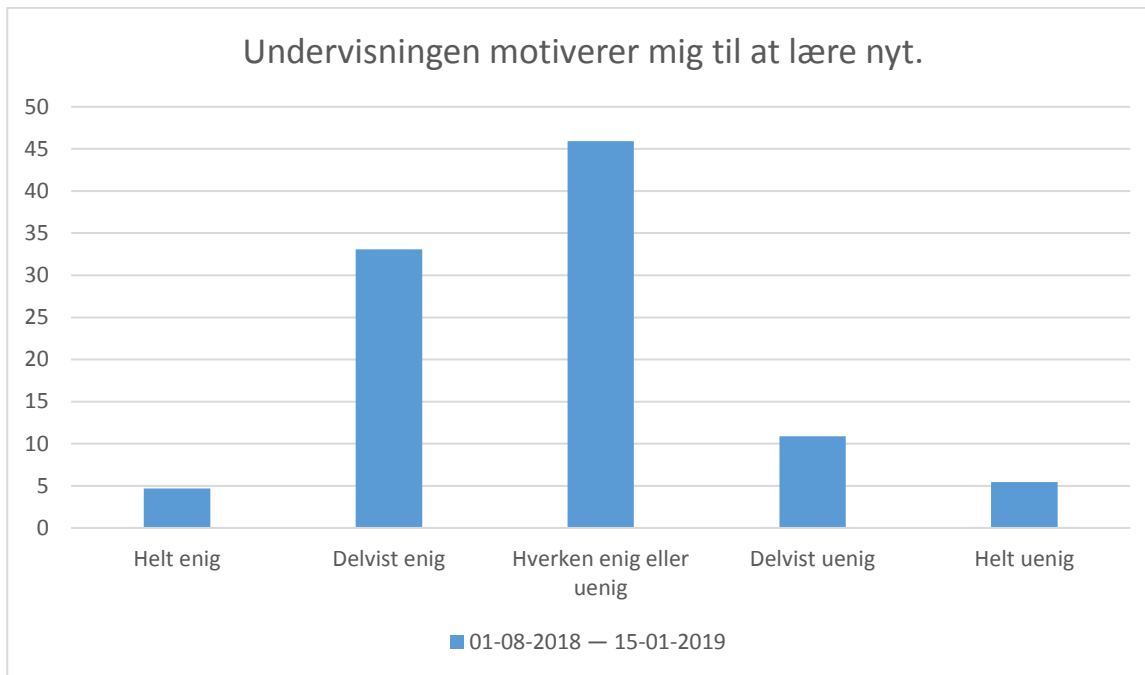
Svarmulighed	01-08-2018 — 15-01-2019: Antal	01-08-2018 — 15-01-2019: Andel (%)
Helt enig	13	5
Delvist enig	59	24
Hverken enig eller uenig	114	47
Delvist uenig	45	18
Helt uenig	14	6
Total	245	-

Lærerne sørger for, at elevernes ideer bliver brugt i undervisningen.



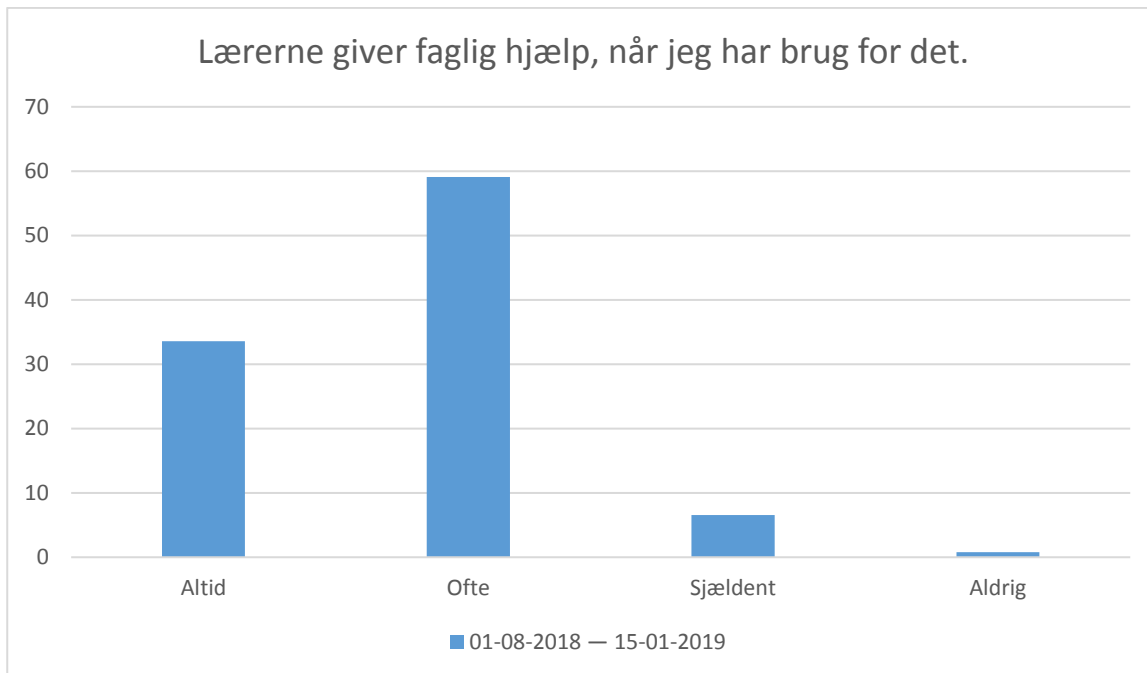
01-08-2018 — 15-01-2019; Gennemsnit: 3,1, spredning: 0,9

Svarmulighed	01-08-2018 — 15-01-2019: Antal	01-08-2018 — 15-01-2019: Andel (%)
Helt enig	13	5
Delvist enig	70	29
Hverken enig eller uenig	104	43
Delvist uenig	46	19
Helt uenig	9	4
Total	242	-



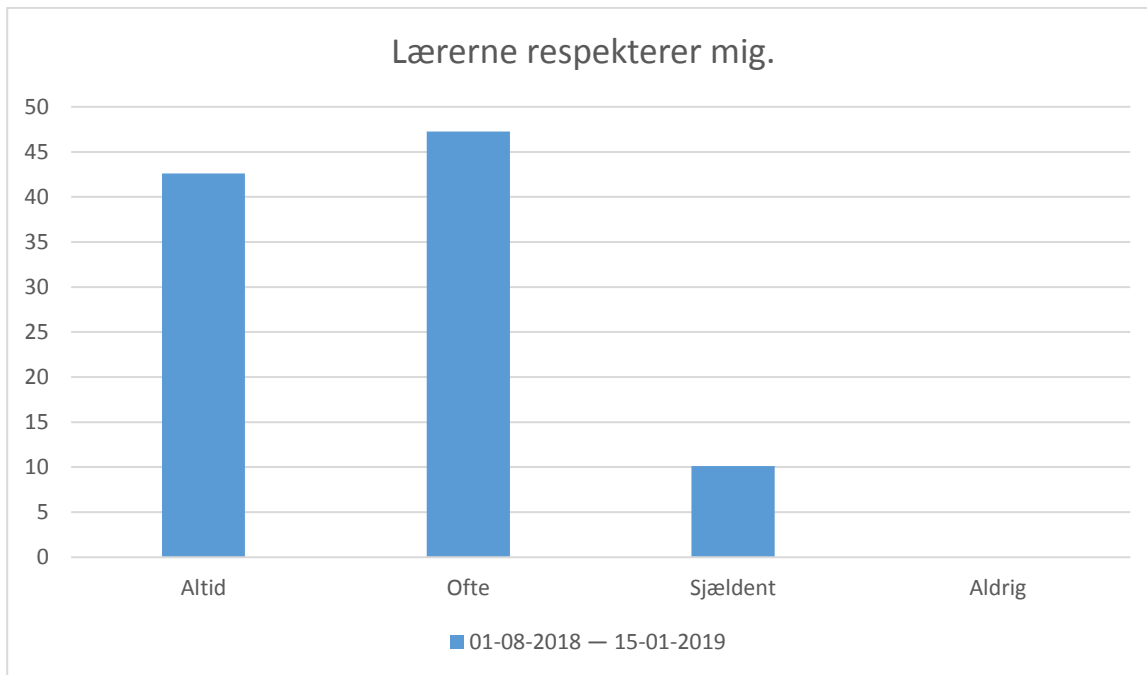
01-08-2018 — 15-01-2019; Gennemsnit: 3,2, spredning: 0,9

Svarmulighed	01-08-2018 — 15-01-2019: Antal		01-08-2018 — 15-01-2019: Andel (%)	
Helt enig		12		5
Delvist enig		85		33
Hverken enig eller uenig		118		46
Delvist uenig		28		11
Helt uenig		14		5
Total		257		-



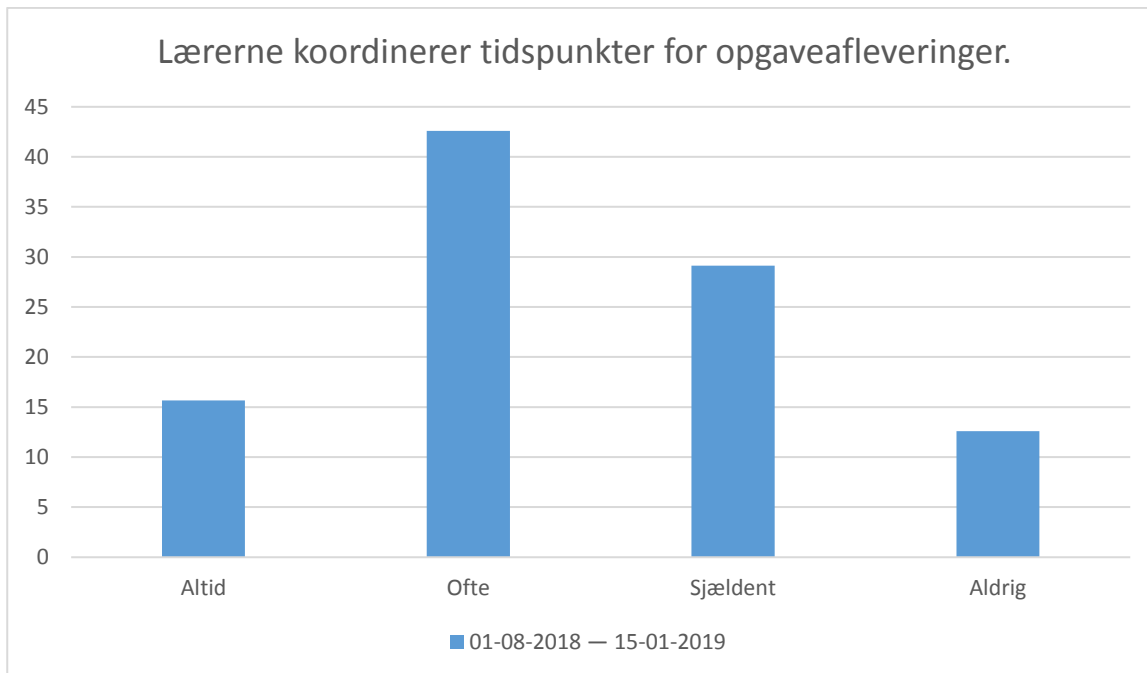
01-08-2018 — 15-01-2019; Gennemsnit: 3,3, spredning: 0,6

Svarmulighed	01-08-2018 — 15-01-2019: Antal	01-08-2018 — 15-01-2019: Andel (%)
Altid	87	34
Ofte	153	59
Sjældent	17	7
Aldrig	2	1
Total	259	-



01-08-2018 — 15-01-2019; Gennemsnit: 3,3, spredning: 0,7

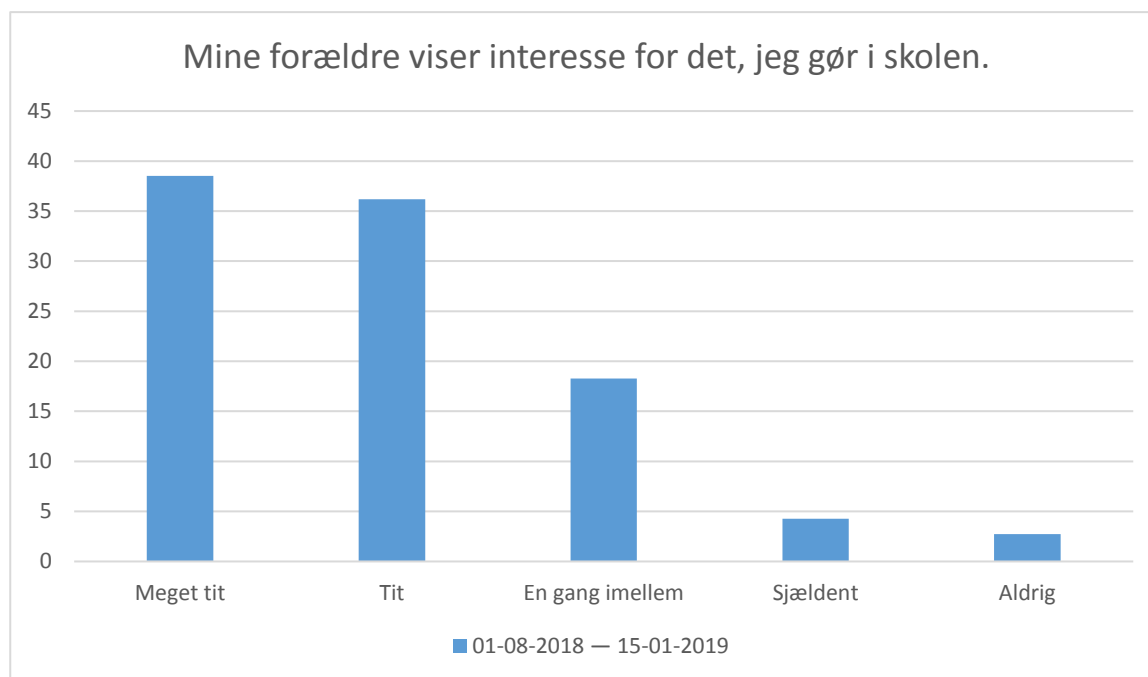
Svarmulighed	01-08-2018 — 15-01-2019: Antal	01-08-2018 — 15-01-2019: Andel (%)
Altid	101	43
Ofte	112	47
Sjældent	24	10
Aldrig	0	0
Total	237	-



01-08-2018 — 15-01-2019; Gennemsnit: 2,6, spredning: 0,9

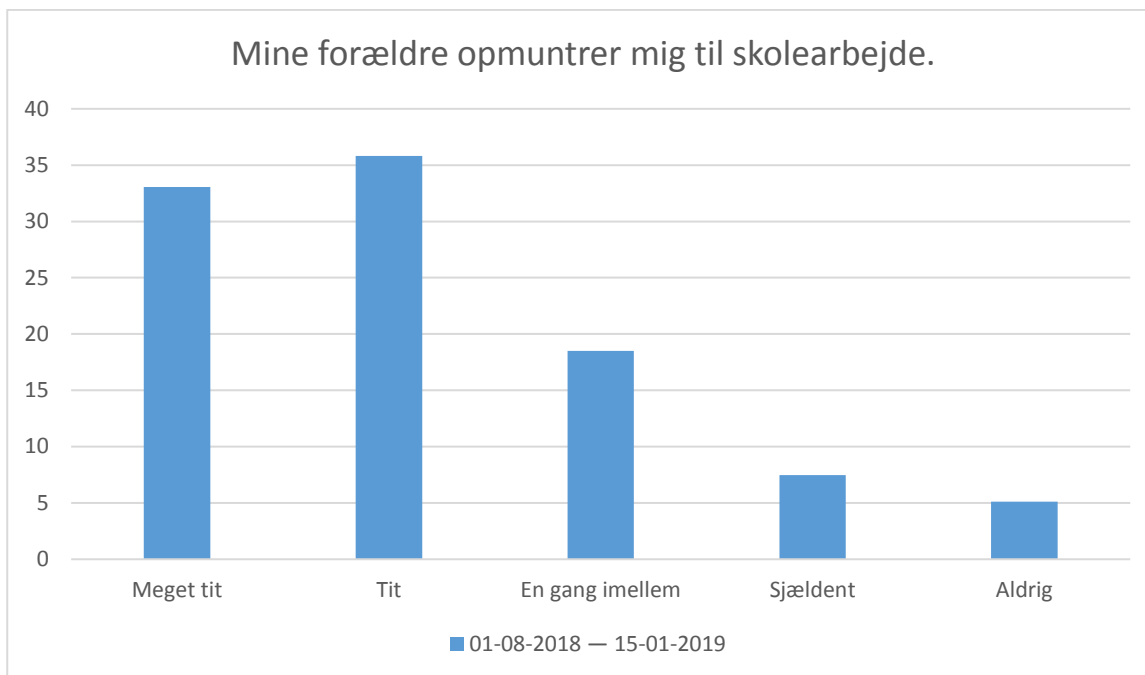
Svarmulighed	01-08-2018 — 15-01-2019: Antal	01-08-2018 — 15-01-2019: Andel (%)
Altid	36	16
Ofte	98	43
Sjældent	67	29
Aldrig	29	13
Total	230	-

Afsnit E



01-08-2018 — 15-01-2019; Gennemsnit: 4, spredning: 1

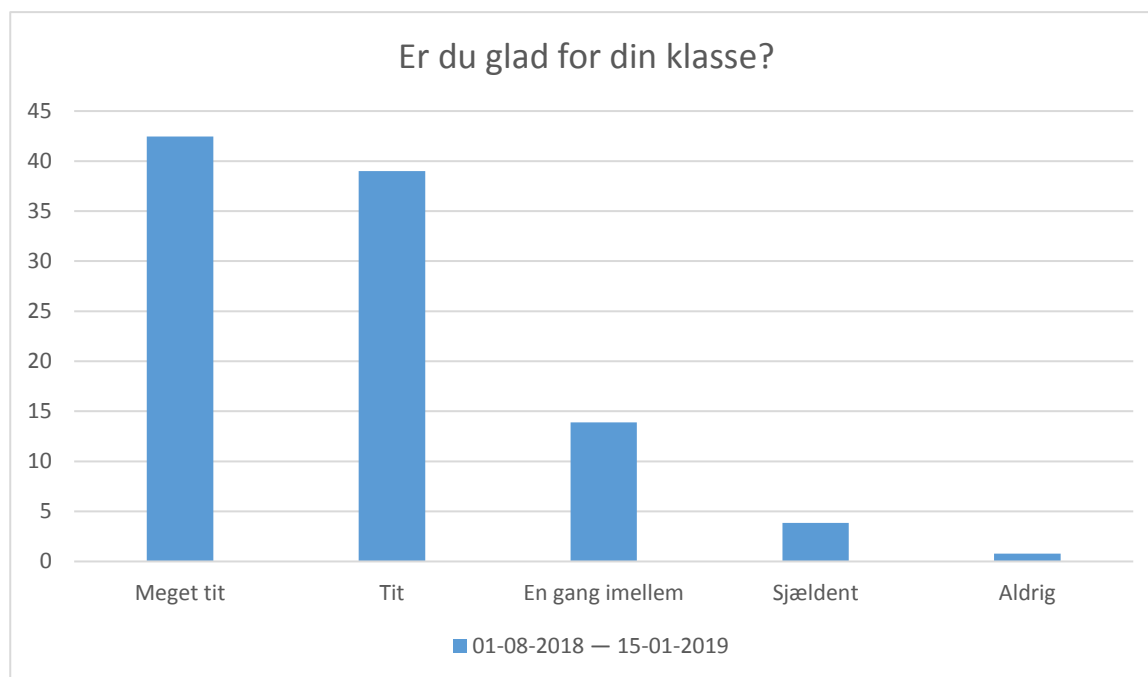
Svarmulighed	01-08-2018 — 15-01-2019: Antal	01-08-2018 — 15-01-2019: Andel (%)
Meget tit	99	39
Tit	93	36
En gang imellem	47	18
Sjældent	11	4
Aldrig	7	3
Total	257	-



01-08-2018 — 15-01-2019; Gennemsnit: 3,8, spredning: 1,1

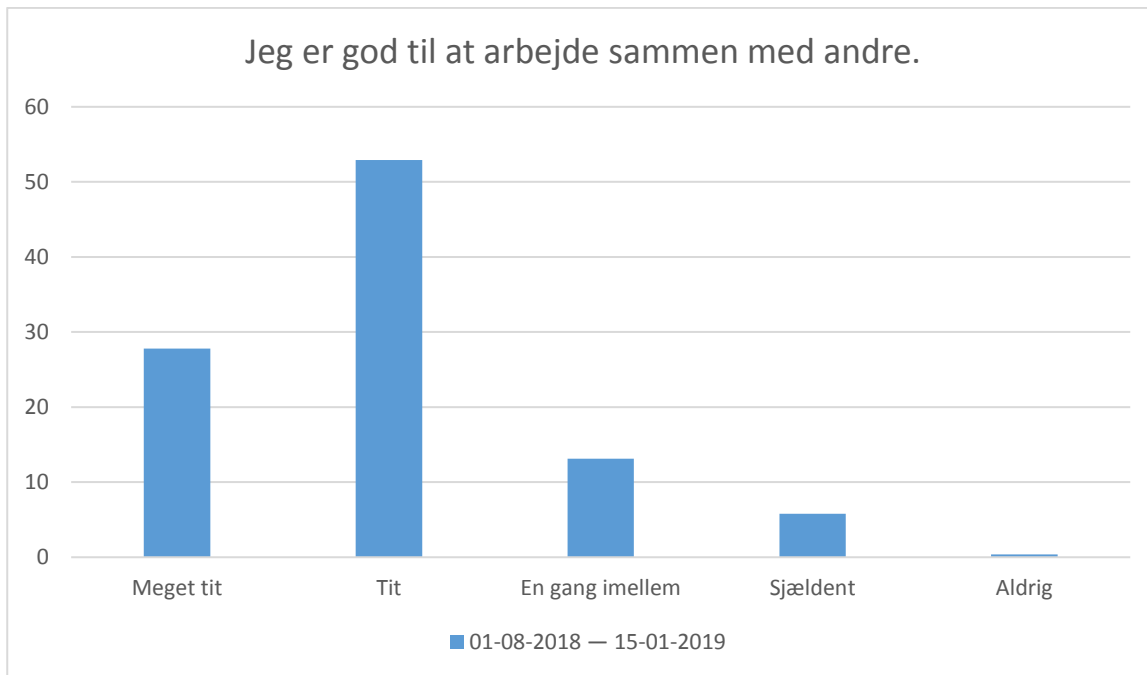
Svarmulighed	01-08-2018 — 15-01-2019: Antal	01-08-2018 — 15-01-2019: Andel (%)
Meget tit	84	33
Tit	91	36
En gang imellem	47	19
Sjældent	19	7
Aldrig	13	5
Total	254	-

Afsnit F



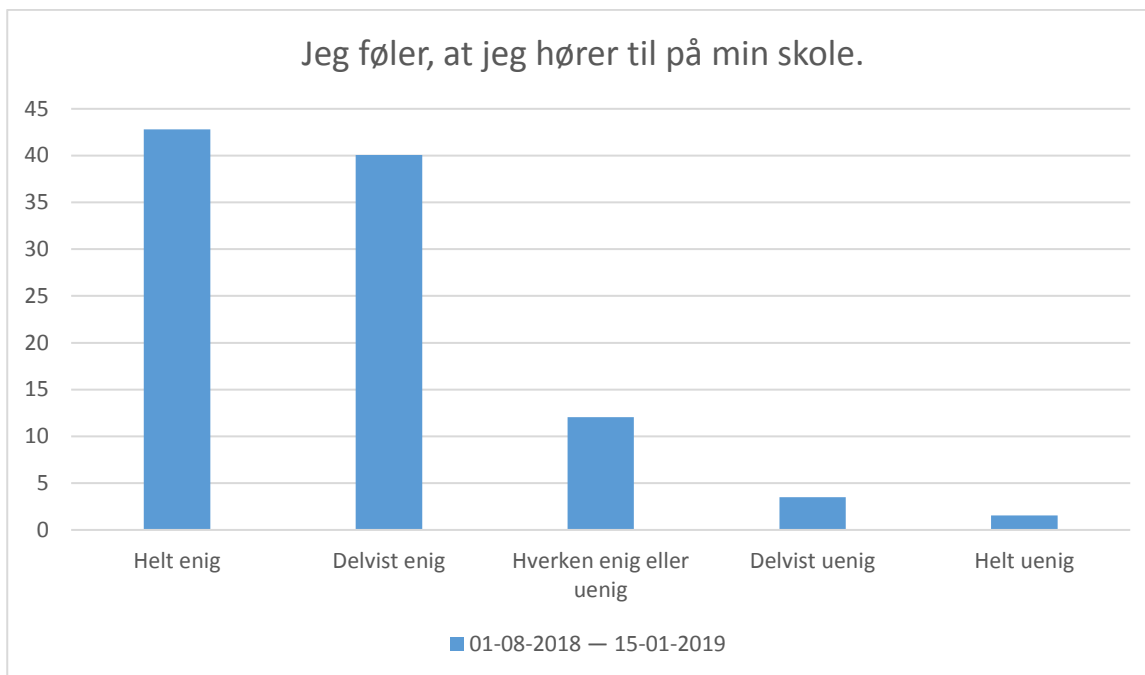
01-08-2018 — 15-01-2019; Gennemsnit: 4,2, spredning: 0,9

Svarmulighed	01-08-2018 — 15-01-2019: Antal	01-08-2018 — 15-01-2019: Andel (%)
Meget tit	110	42
Tit	101	39
En gang imellem	36	14
Sjældent	10	4
Aldrig	2	1
Total	259	-



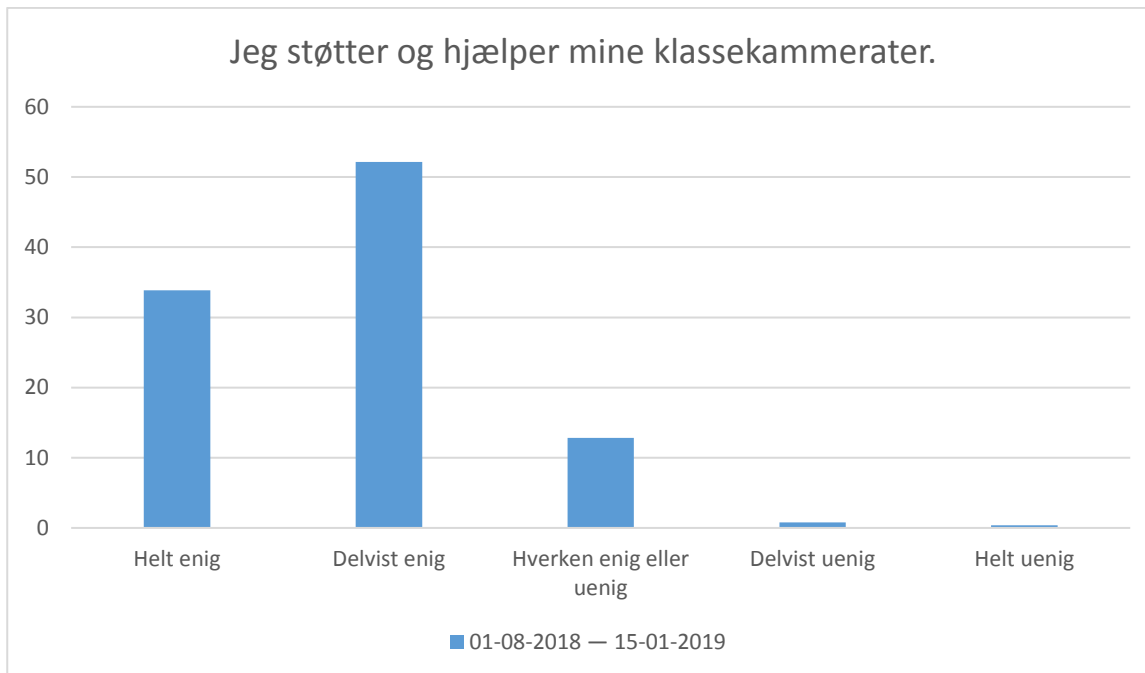
01-08-2018 — 15-01-2019; Gennemsnit: 4, spredning: 0,8

Svarmulighed	01-08-2018 — 15-01-2019: Antal	01-08-2018 — 15-01-2019: Andel (%)
Meget tit	72	28
Tit	137	53
En gang imellem	34	13
Sjældent	15	6
Aldrig	1	0
Total	259	-



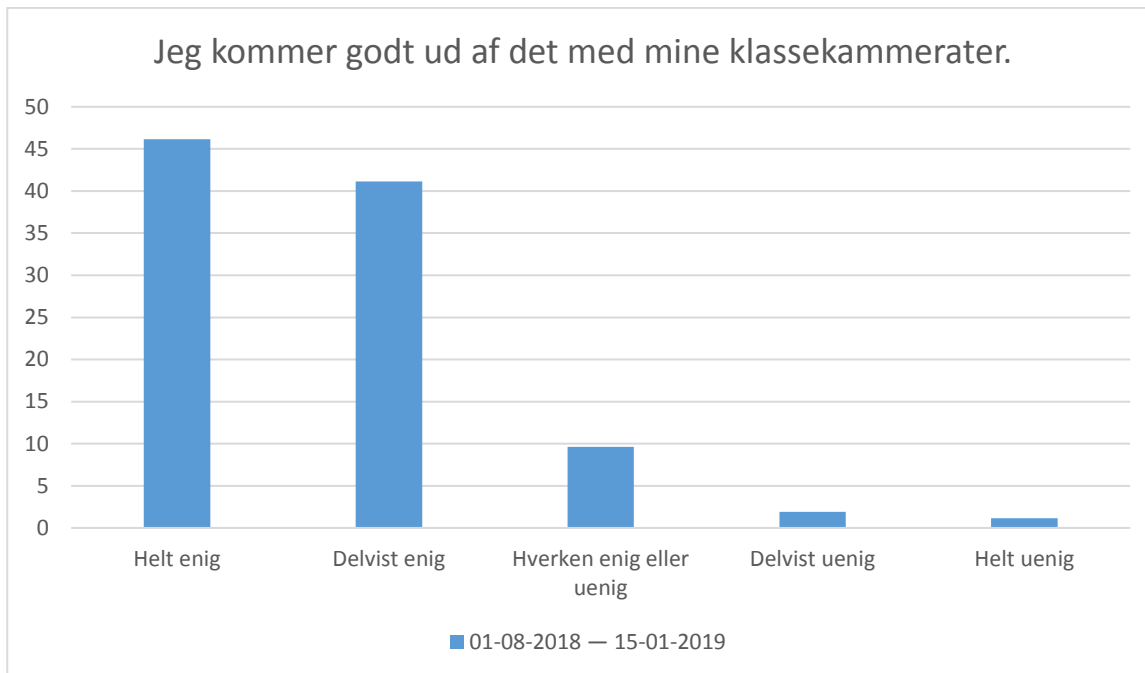
01-08-2018 — 15-01-2019; Gennemsnit: 4,2, spredning: 0,9

Svarmulighed	01-08-2018 — 15-01-2019: Antal	01-08-2018 — 15-01-2019: Andel (%)
Helt enig	110	43
Delvist enig	103	40
Hverken enig eller uenig	31	12
Delvist uenig	9	4
Helt uenig	4	2
Total	257	-



01-08-2018 — 15-01-2019; Gennemsnit: 4,2, spredning: 0,7

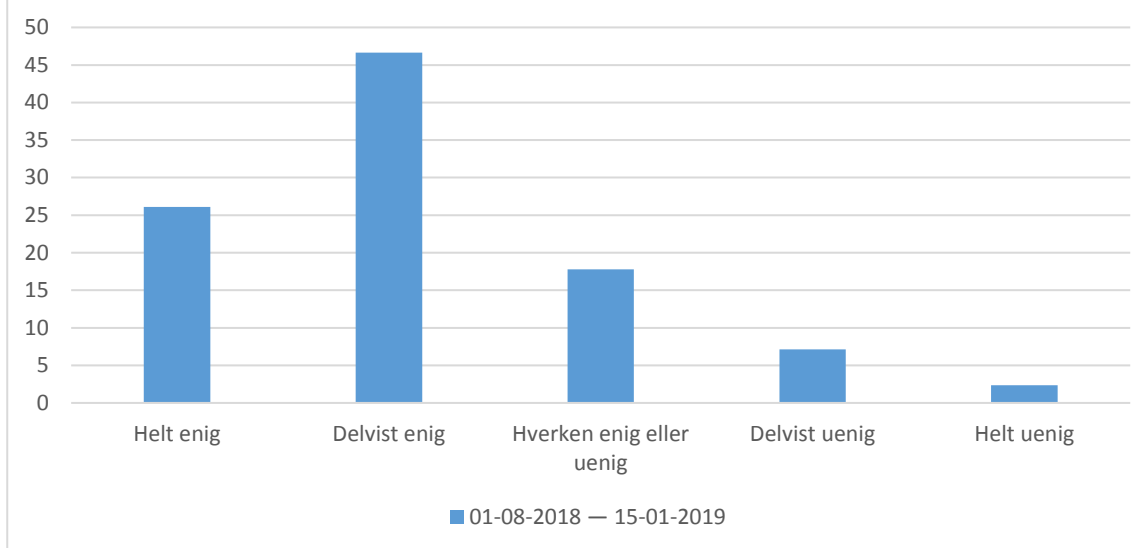
Svarmulighed	01-08-2018 — 15-01-2019: Antal	01-08-2018 — 15-01-2019: Andel (%)
Helt enig	87	34
Deltvist enig	134	52
Hverken enig eller uenig	33	13
Deltvist uenig	2	1
Helt uenig	1	0
Total	257	-



01-08-2018 — 15-01-2019; Gennemsnit: 4,3, spredning: 0,8

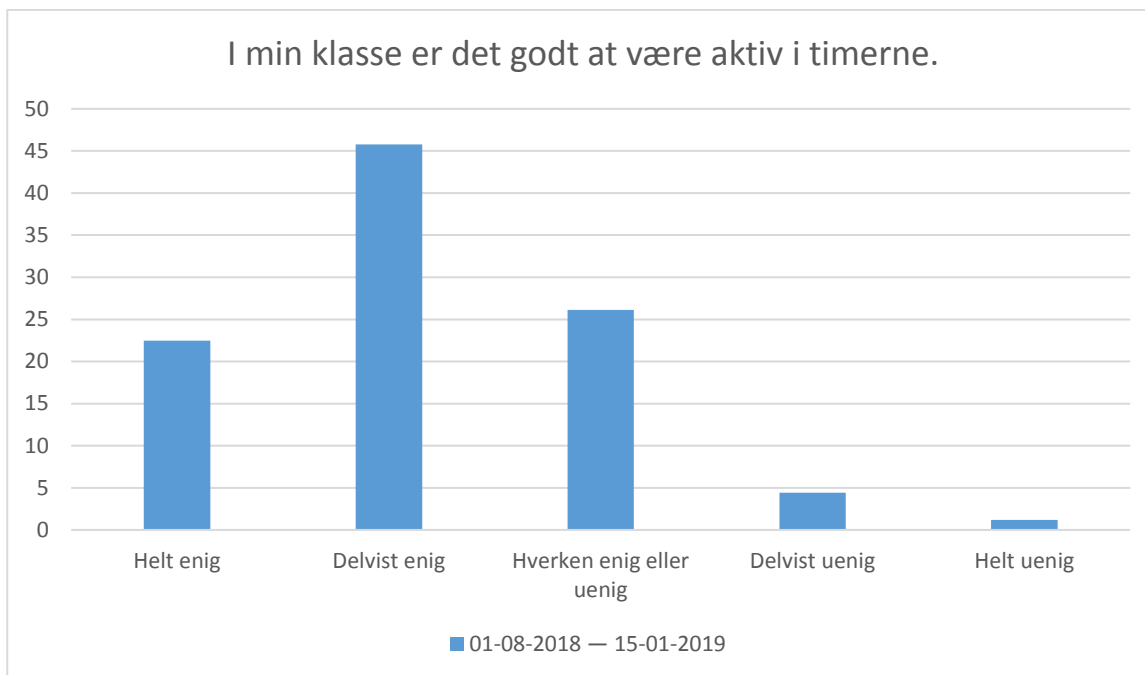
Svarmulighed	01-08-2018 — 15-01-2019: Antal	01-08-2018 — 15-01-2019: Andel (%)
Helt enig	120	46
Delvist enig	107	41
Hverken enig eller uenig	25	10
Delvist uenig	5	2
Helt uenig	3	1
Total	260	-

Stemningen i min klasse er præget af forståelse og respekt for hinanden.



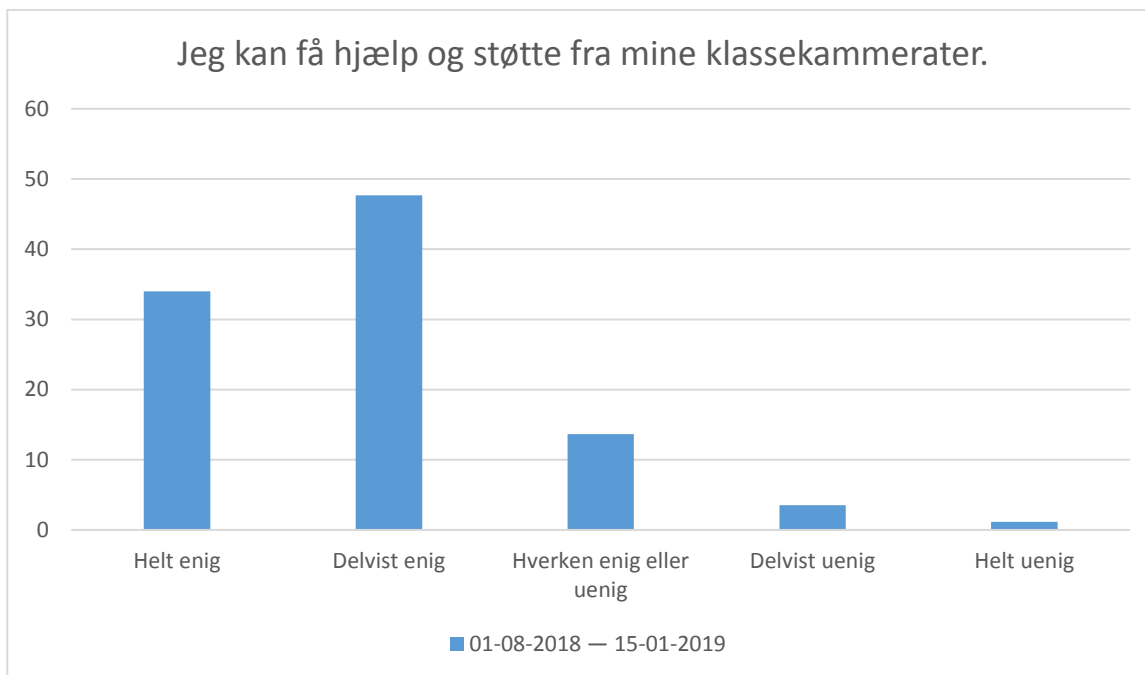
01-08-2018 — 15-01-2019; Gennemsnit: 3,9, spredning: 1

Svarmulighed	01-08-2018 — 15-01-2019: Antal	01-08-2018 — 15-01-2019: Andel (%)
Helt enig	66	26
Delvist enig	118	47
Hverken enig eller uenig	45	18
Delvist uenig	18	7
Helt uenig	6	2
Total	253	-



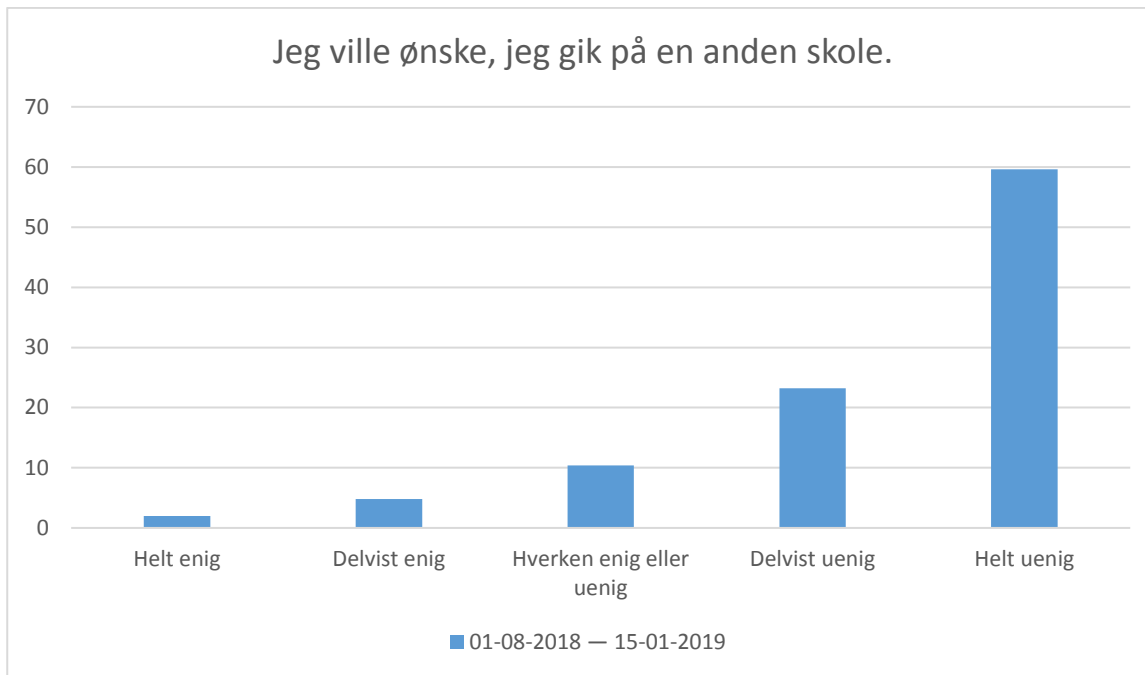
01-08-2018 — 15-01-2019; Gennemsnit: 3,8, spredning: 0,9

Svarmulighed	01-08-2018 — 15-01-2019: Antal	01-08-2018 — 15-01-2019: Andel (%)
Helt enig	56	22
Delvist enig	114	46
Hverken enig eller uenig	65	26
Delvist uenig	11	4
Helt uenig	3	1
Total	249	-



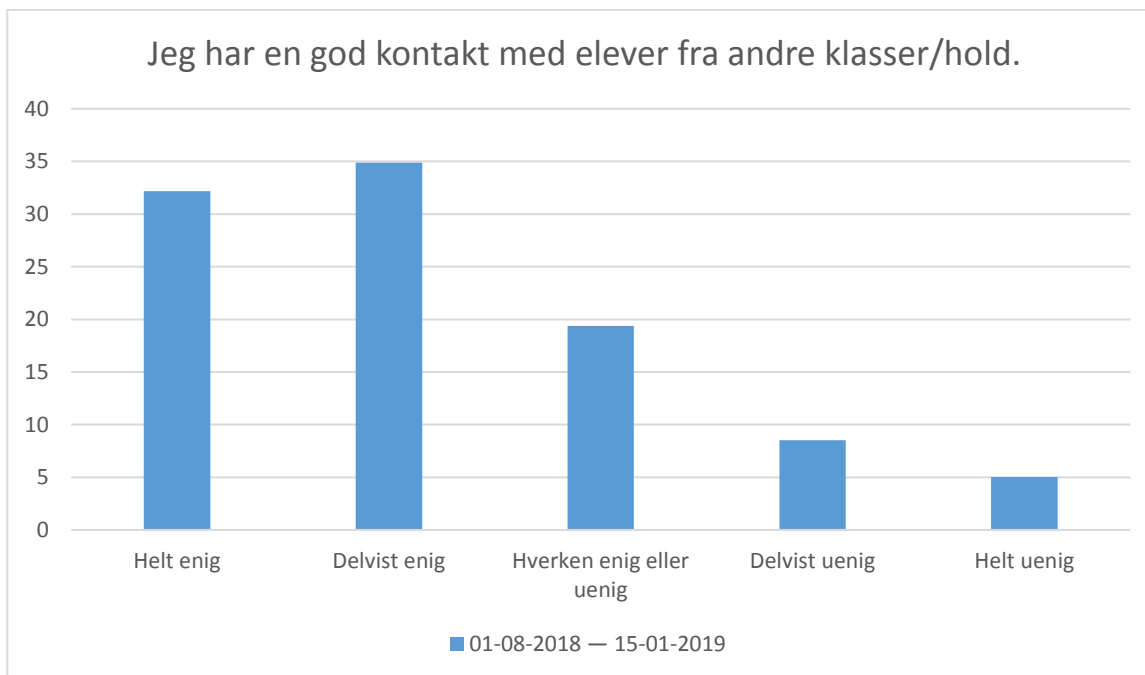
01-08-2018 — 15-01-2019; Gennemsnit: 4,1, spredning: 0,8

Svarmulighed	01-08-2018 — 15-01-2019: Antal	01-08-2018 — 15-01-2019: Andel (%)
Helt enig	87	34
Deltvist enig	122	48
Hverken enig eller uenig	35	14
Deltvist uenig	9	4
Helt uenig	3	1
Total	256	-



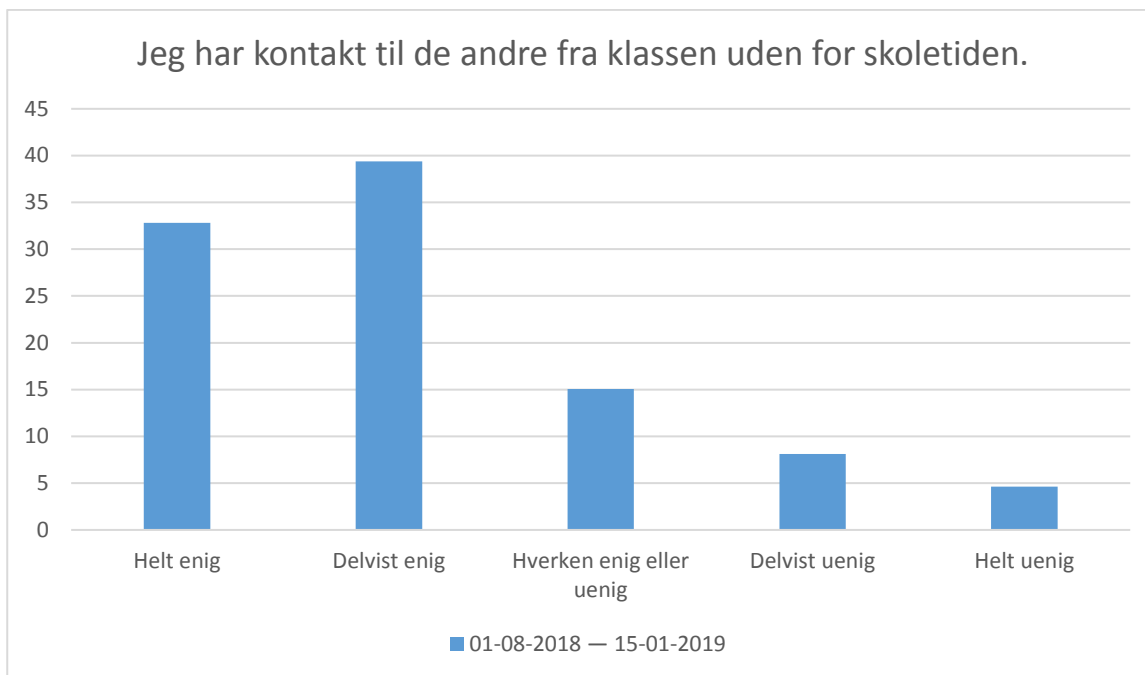
01-08-2018 — 15-01-2019; Gennemsnit: 1,7, spredning: 1

Svarmulighed	01-08-2018 — 15-01-2019: Antal	01-08-2018 — 15-01-2019: Andel (%)
Helt enig	5	2
Delvist enig	12	5
Hverken enig eller uenig	26	10
Delvist uenig	58	23
Helt uenig	149	60
Total	250	-



01-08-2018 — 15-01-2019; Gennemsnit: 3,8, spredning: 1,1

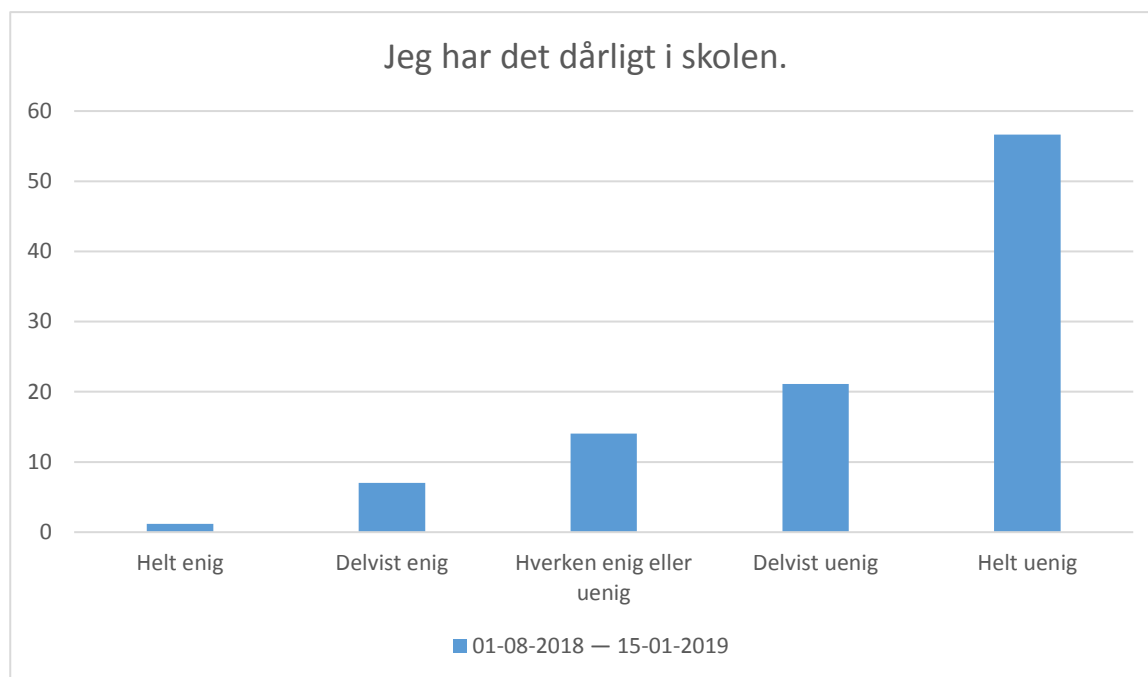
Svarmulighed	01-08-2018 — 15-01-2019: Antal	01-08-2018 — 15-01-2019: Andel (%)
Helt enig	83	32
Delvist enig	90	35
Hverken enig eller uenig	50	19
Delvist uenig	22	9
Helt uenig	13	5
Total	258	-



01-08-2018 — 15-01-2019; Gennemsnit: 3,9, spredning: 1,1

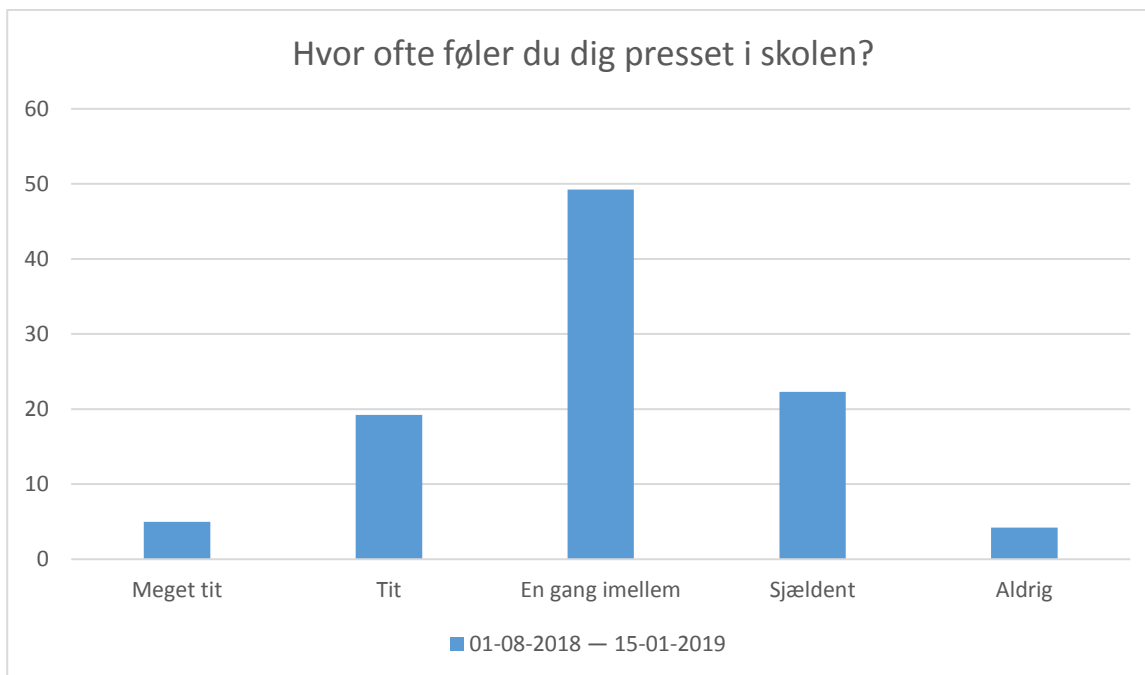
Svarmulighed	01-08-2018 — 15-01-2019: Antal	01-08-2018 — 15-01-2019: Andel (%)
Helt enig	85	33
Delvist enig	102	39
Hverken enig eller uenig	39	15
Delvist uenig	21	8
Helt uenig	12	5
Total	259	-

Afsnit G



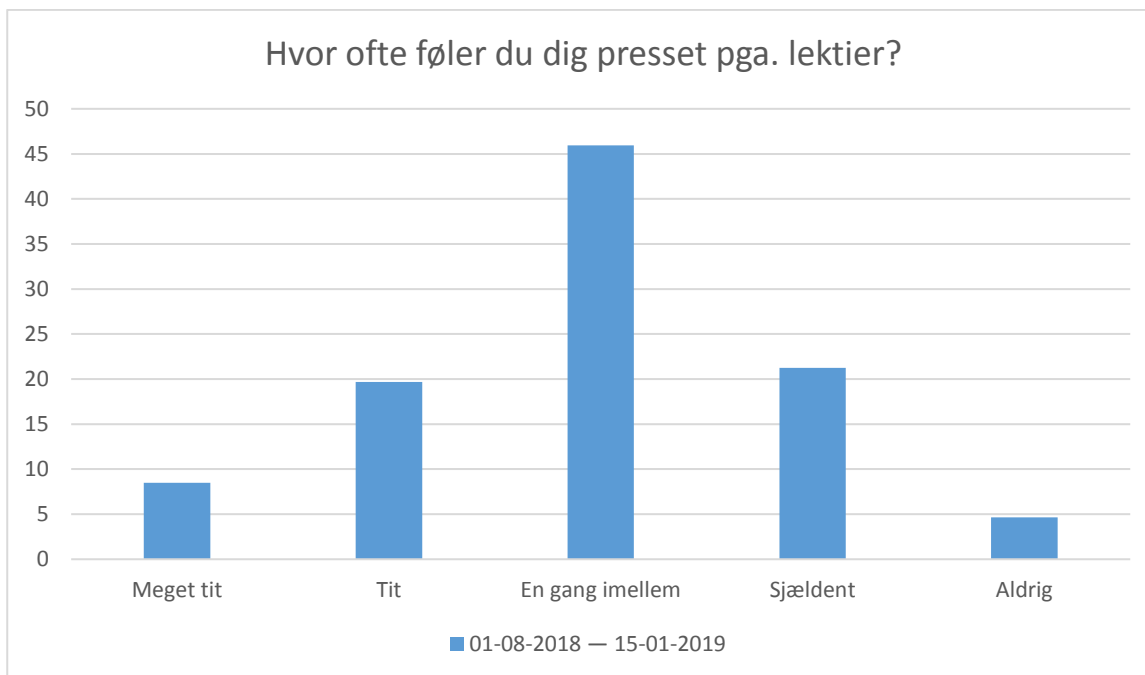
01-08-2018 — 15-01-2019; Gennemsnit: 1,8, spredning: 1

Svarmulighed	01-08-2018 — 15-01-2019: Antal	01-08-2018 — 15-01-2019: Andel (%)
Helt enig	3	1
Delvist enig	18	7
Hverken enig eller uenig	36	14
Delvist uenig	54	21
Helt uenig	145	57
Total	256	-



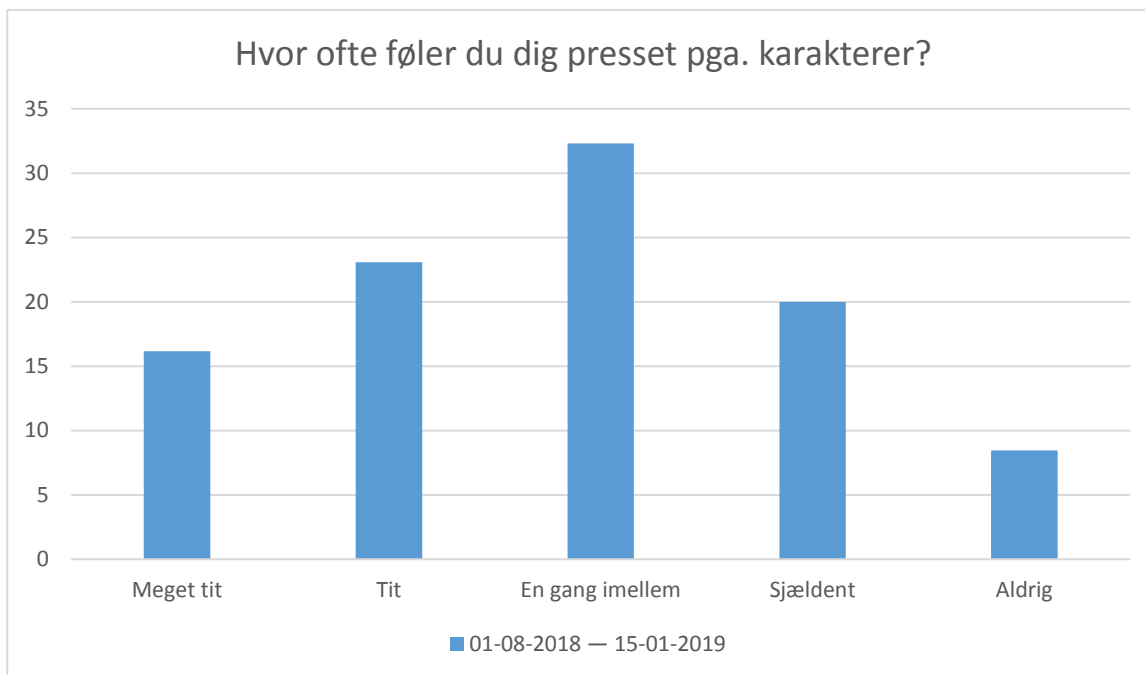
01-08-2018 — 15-01-2019; Gennemsnit: 3, spredning: 0,9

Svarmulighed	01-08-2018 — 15-01-2019: Antal	01-08-2018 — 15-01-2019: Andel (%)
Meget tit	13	5
Tit	50	19
En gang imellem	128	49
Sjældent	58	22
Aldrig	11	4
Total	260	-



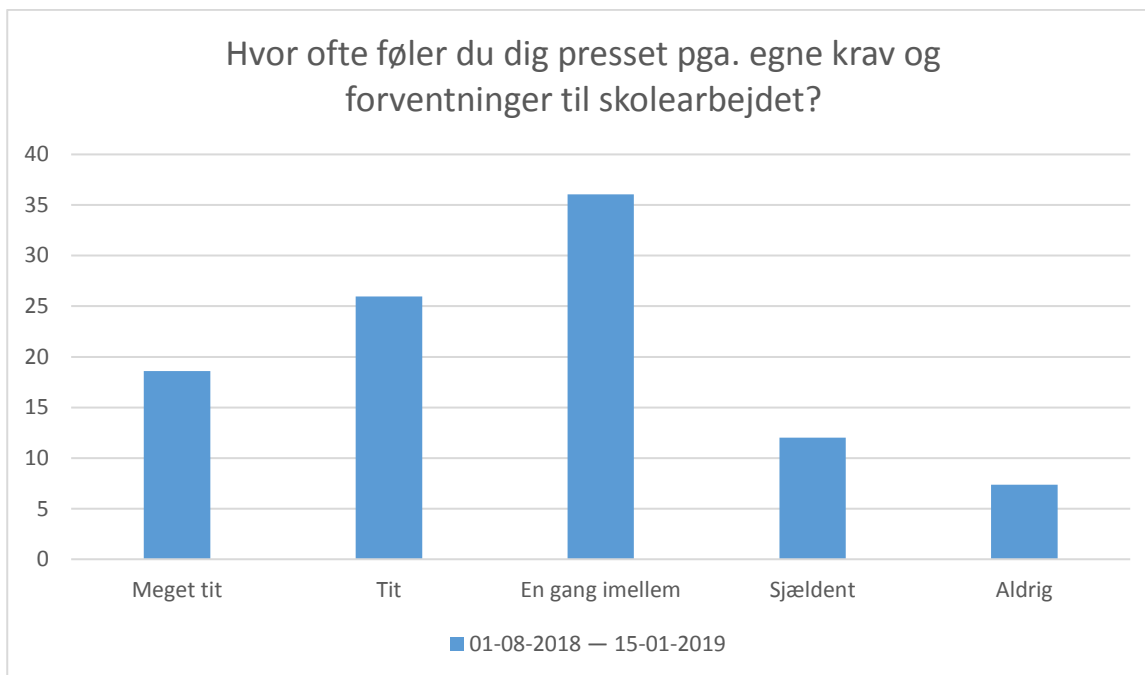
01-08-2018 — 15-01-2019; Gennemsnit: 3,1, spredning: 1

Svarmulighed	01-08-2018 — 15-01-2019: Antal	01-08-2018 — 15-01-2019: Andel (%)
Meget tit	22	8
Tit	51	20
En gang imellem	119	46
Sjældent	55	21
Aldrig	12	5
Total	259	-



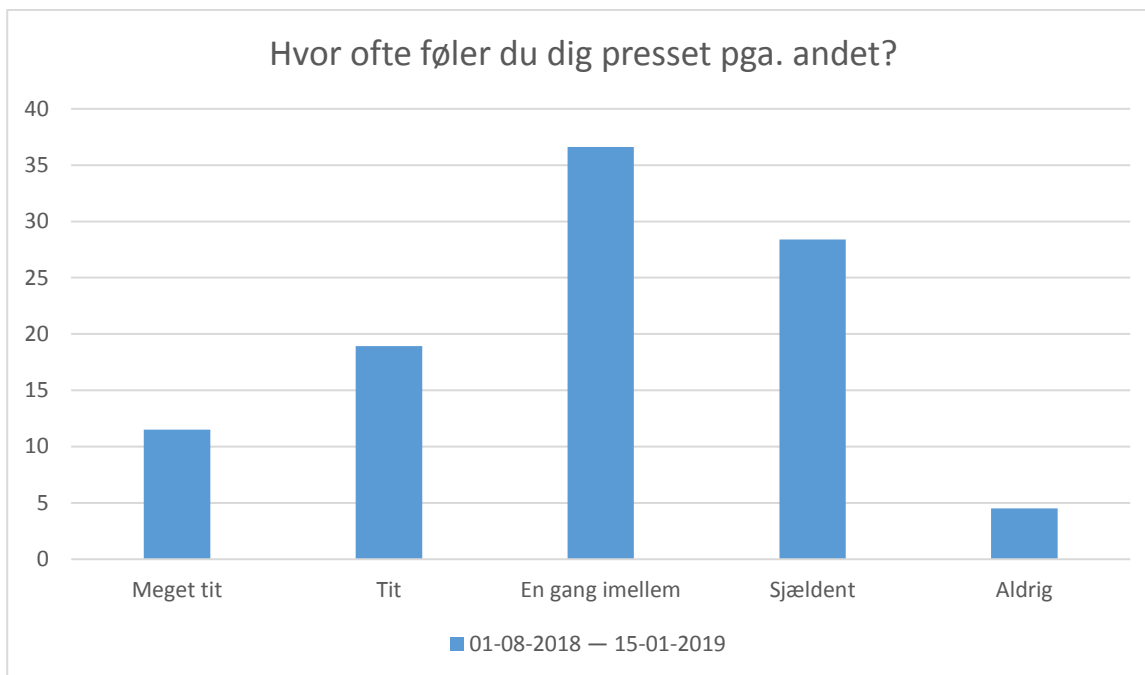
01-08-2018 — 15-01-2019; Gennemsnit: 3,2, spredning: 1,2

Svarmulighed	01-08-2018 — 15-01-2019: Antal	01-08-2018 — 15-01-2019: Andel (%)
Meget tit	42	16
Tit	60	23
En gang imellem	84	32
Sjældent	52	20
Aldrig	22	8
Total	260	-



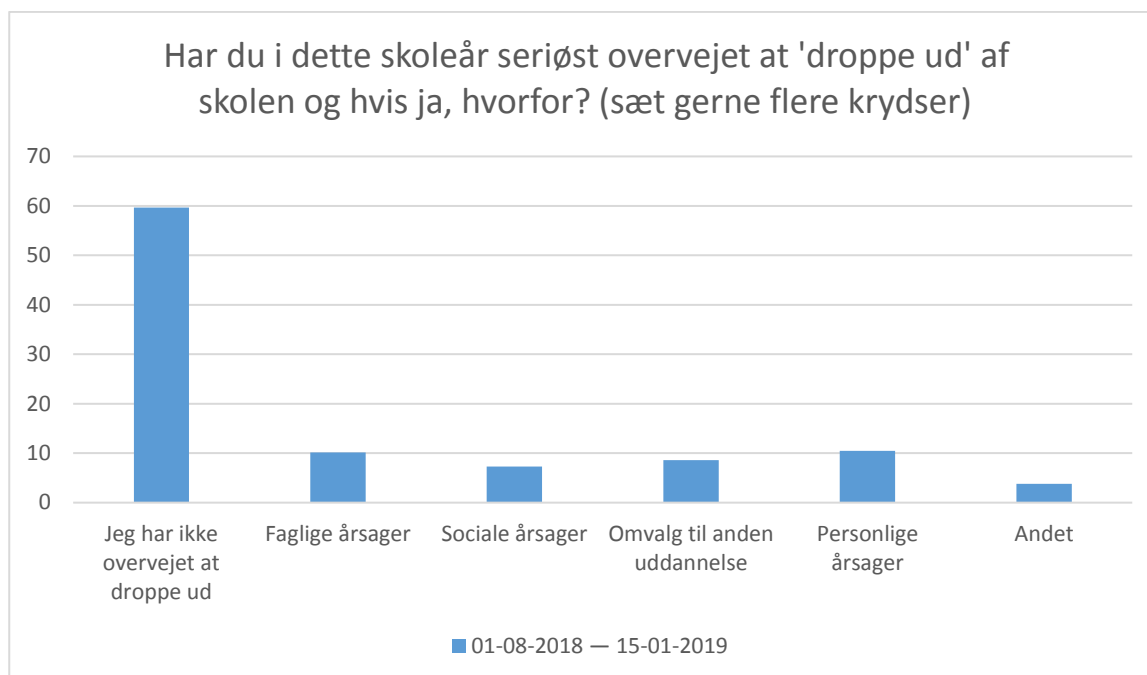
01-08-2018 — 15-01-2019; Gennemsnit: 3,4, spredning: 1,1

Svarmulighed	01-08-2018 — 15-01-2019: Antal	01-08-2018 — 15-01-2019: Andel (%)
Meget tit	19	7
Tit	26	10
En gang imellem	36	14
Sjældent	12	5
Aldrig	7	3
Total	258	-



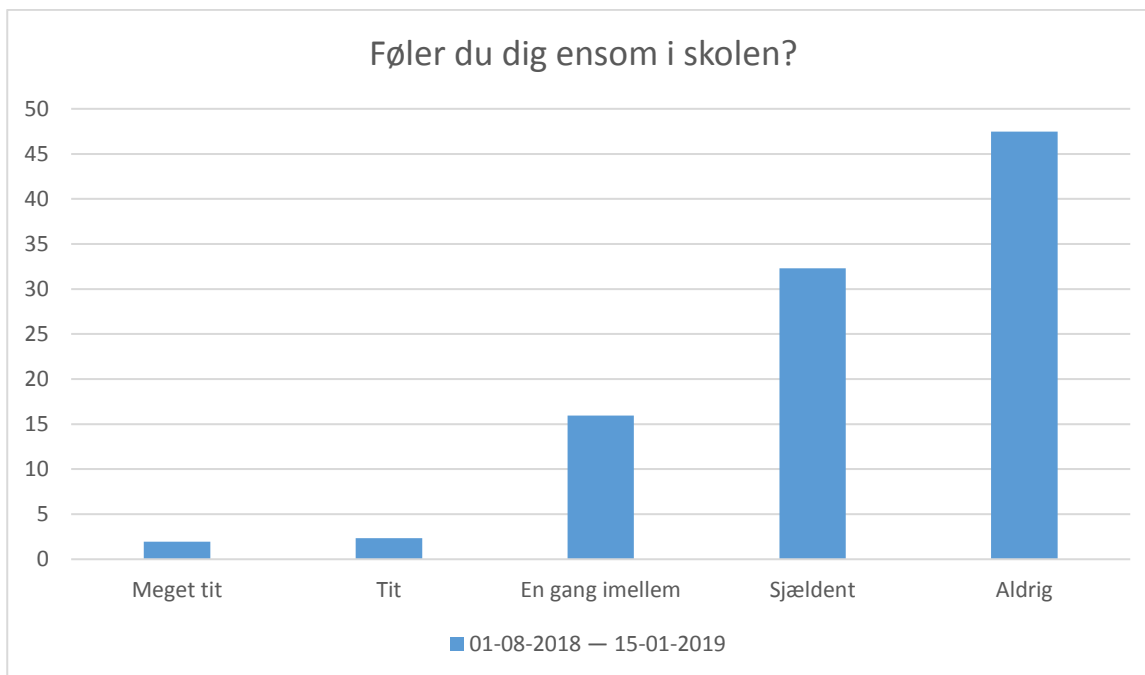
01-08-2018 — 15-01-2019; Gennemsnit: 3, spredning: 1,1

Svarmulighed	01-08-2018 — 15-01-2019: Antal	01-08-2018 — 15-01-2019: Andel (%)
Meget tit	28	12
Tit	46	19
En gang imellem	89	37
Sjældent	69	28
Aldrig	11	5
Total	243	-



01-08-2018 — 15-01-2019; Gennemsnit og spredning kan ikke beregnes.

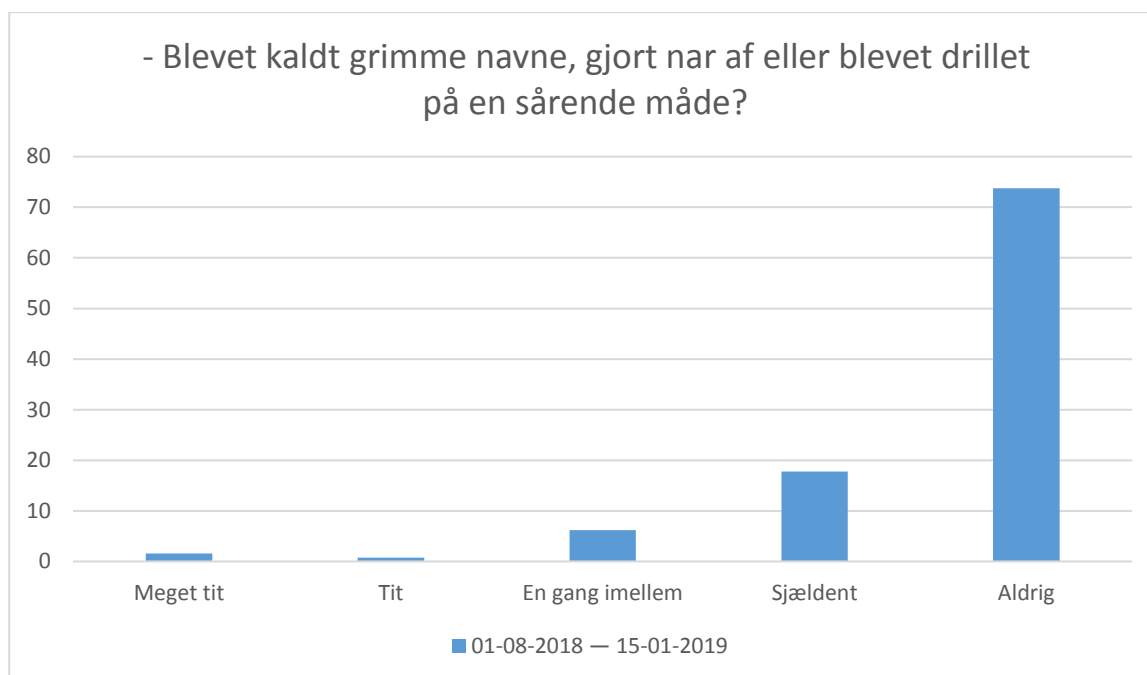
Svarmulighed	01-08-2018 — 15-01-2019: Antal		01-08-2018 — 15-01-2019: Andel (%)	
Jeg har ikke overvejet at droppe ud	188		60	
Faglige årsager	32		10	
Sociale årsager	23		7	
Omvalg til anden uddannelse	27		9	
Personlige årsager	33		10	
Andet	12		4	
Total	315			



01-08-2018 — 15-01-2019; Gennemsnit: 1,8, spredning: 0,9

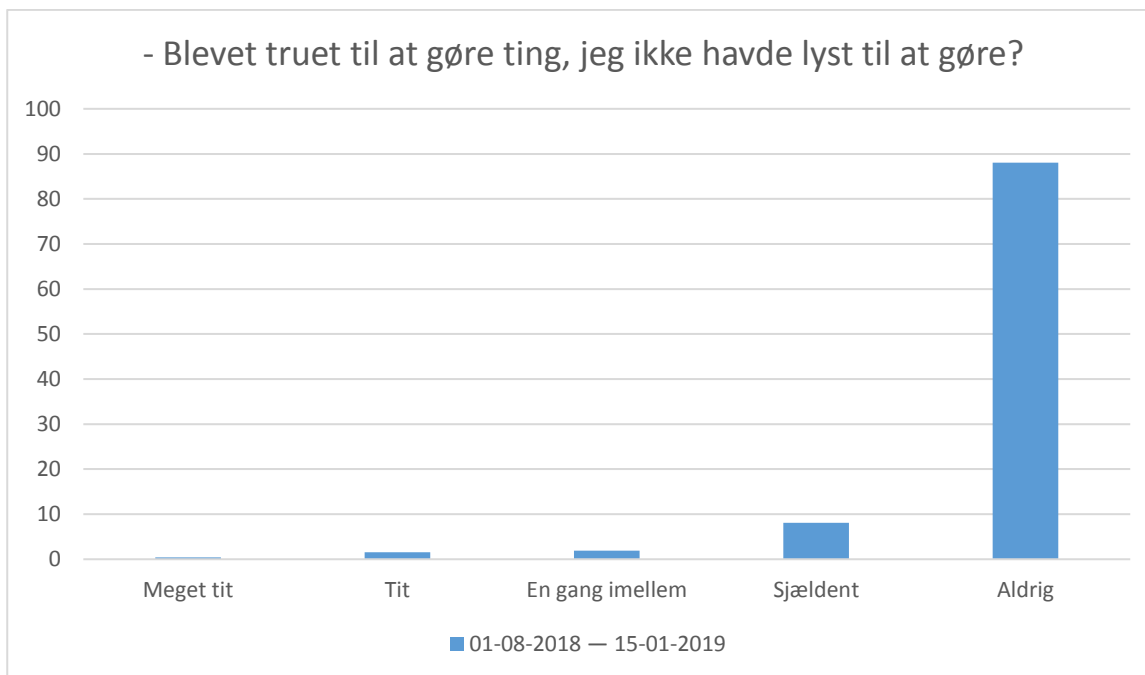
Svarmulighed	01-08-2018 — 15-01-2019: Antal	01-08-2018 — 15-01-2019: Andel (%)
Meget tit	5	2
Tit	6	2
En gang imellem	41	16
Sjældent	83	32
Aldrig	122	47
Total	257	-

Afsnit H



01-08-2018 — 15-01-2019; Gennemsnit: 1,4, spredning: 0,8

Svarmulighed	01-08-2018 — 15-01-2019: Antal	01-08-2018 — 15-01-2019: Andel (%)
Meget tit	4	2
Tit	2	1
En gang imellem	16	6
Sjældent	46	18
Aldrig	191	74
Total	259	-



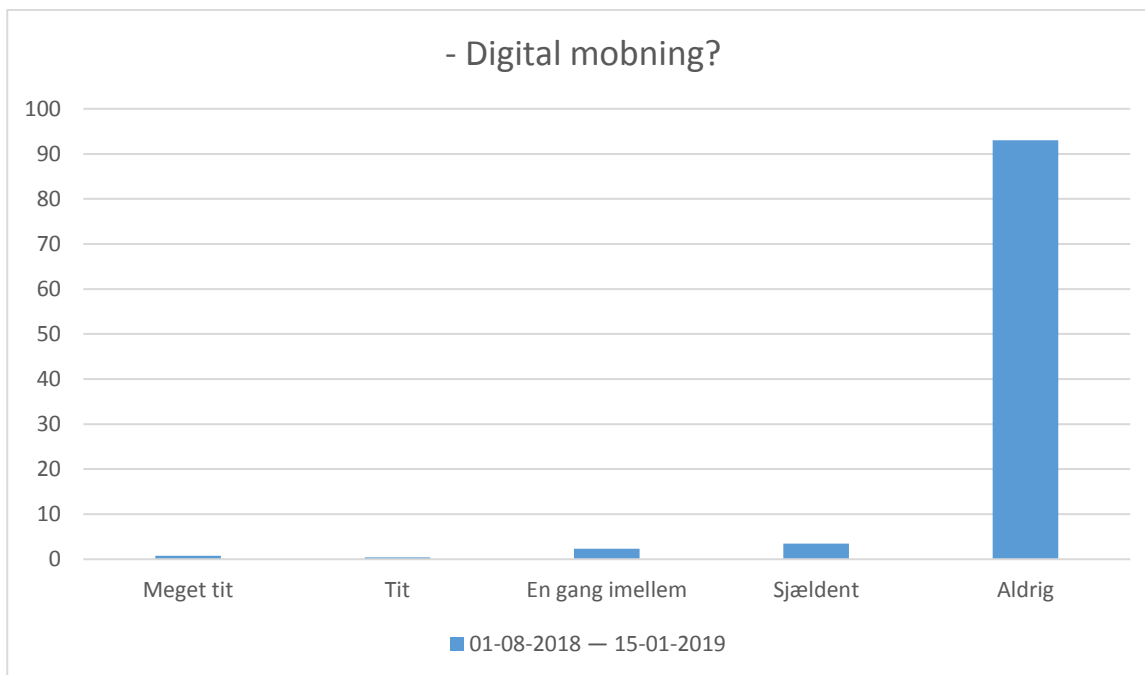
01-08-2018 — 15-01-2019; Gennemsnit: 1,2, spredning: 0,6

Svarmulighed	01-08-2018 — 15-01-2019: Antal	01-08-2018 — 15-01-2019: Andel (%)
Meget tit	1	0
Tit	4	2
En gang imellem	5	2
Sjældent	21	8
Aldrig	228	88
Total	259	-



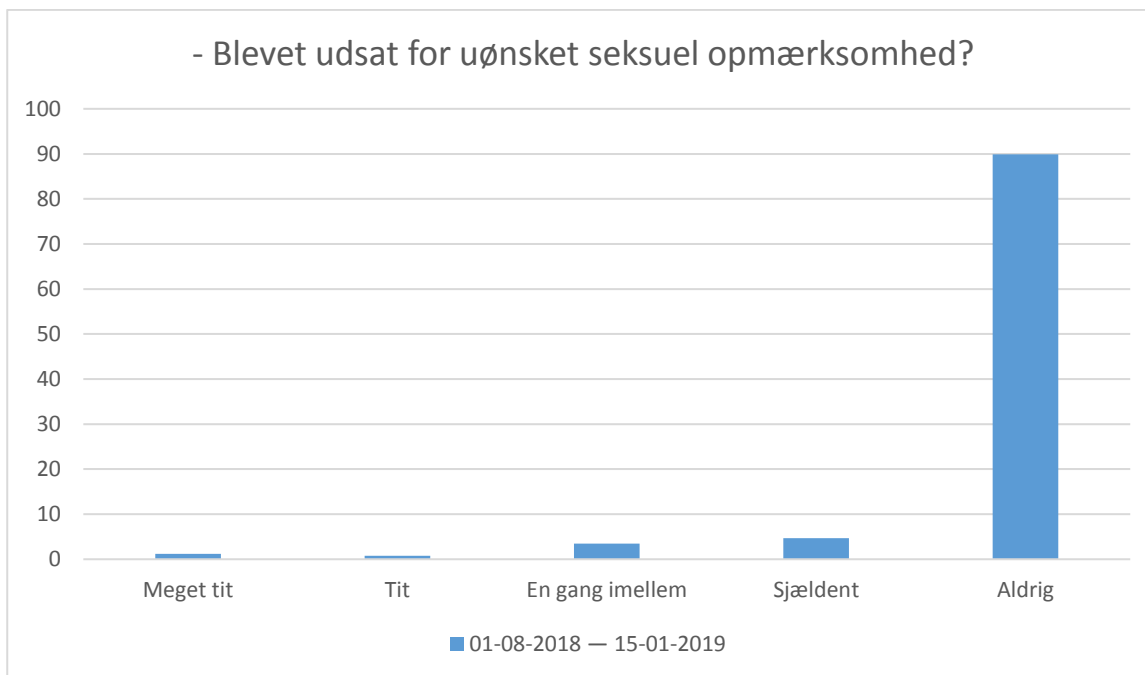
01-08-2018 — 15-01-2019; Gennemsnit: 1,3, spredning: 0,7

Svarmulighed	01-08-2018 — 15-01-2019: Antal	01-08-2018 — 15-01-2019: Andel (%)
Meget tit	3	1
Tit	5	2
En gang imellem	11	4
Sjældent	33	13
Aldrig	206	80
Total	258	-



01-08-2018 — 15-01-2019; Gennemsnit: 1,1, spredning: 0,5

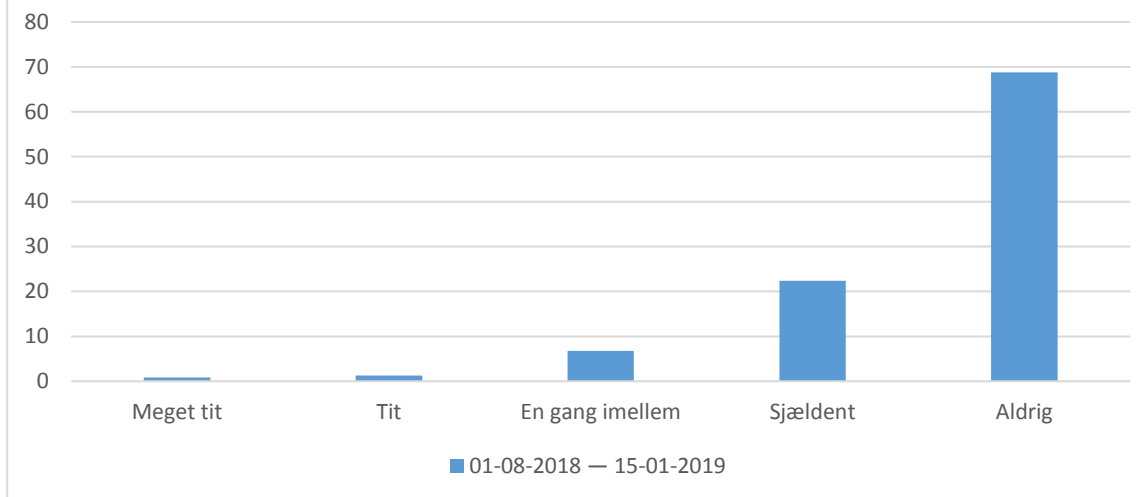
Svarmulighed	01-08-2018 — 15-01-2019: Antal	01-08-2018 — 15-01-2019: Andel (%)
Meget tit	2	1
Tit	1	0
En gang imellem	6	2
Sjældent	9	3
Aldrig	241	93
Total	259	-



01-08-2018 — 15-01-2019; Gennemsnit: 1,2, spredning: 0,6

Svarmulighed	01-08-2018 — 15-01-2019: Antal	01-08-2018 — 15-01-2019: Andel (%)
Meget tit	3	1
Tit	2	1
En gang imellem	9	4
Sjældent	12	5
Aldrig	231	90
Total	257	-

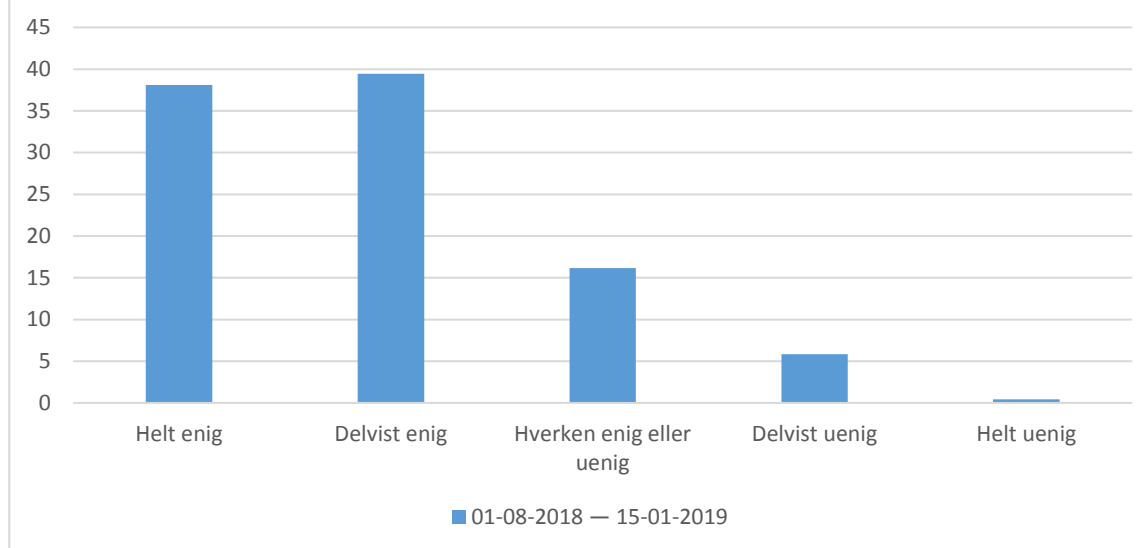
I hvilket omfang har du det seneste år oplevet, at elever eller ansatte på skolen er blevet presset til at gøre ting, som de ikke havde lyst til at gøre?



01-08-2018 — 15-01-2019; Gennemsnit: 1,4, spredning: 0,7

Svarmulighed	01-08-2018 — 15-01-2019: Antal	01-08-2018 — 15-01-2019: Andel (%)
Meget tit	2	1
Tit	3	1
En gang imellem	16	7
Sjældent	53	22
Aldrig	163	69
Total	237	-

Der er gode muligheder på skolen for at få støtte og vejledning, hvis det har været svært.



01-08-2018 — 15-01-2019; Gennemsnit: 4,1, spredning: 0,9

Svarmulighed	01-08-2018 — 15-01-2019: Antal	01-08-2018 — 15-01-2019: Andel (%)
Helt enig	85	38
Delvist enig	88	39
Hverken enig eller uenig	36	16
Delvist uenig	13	6
Helt uenig	1	0
Total	223	-