


UC RINGKØBING SKJERN

Handelsskolen

- **ETU** Hovedskema samlet



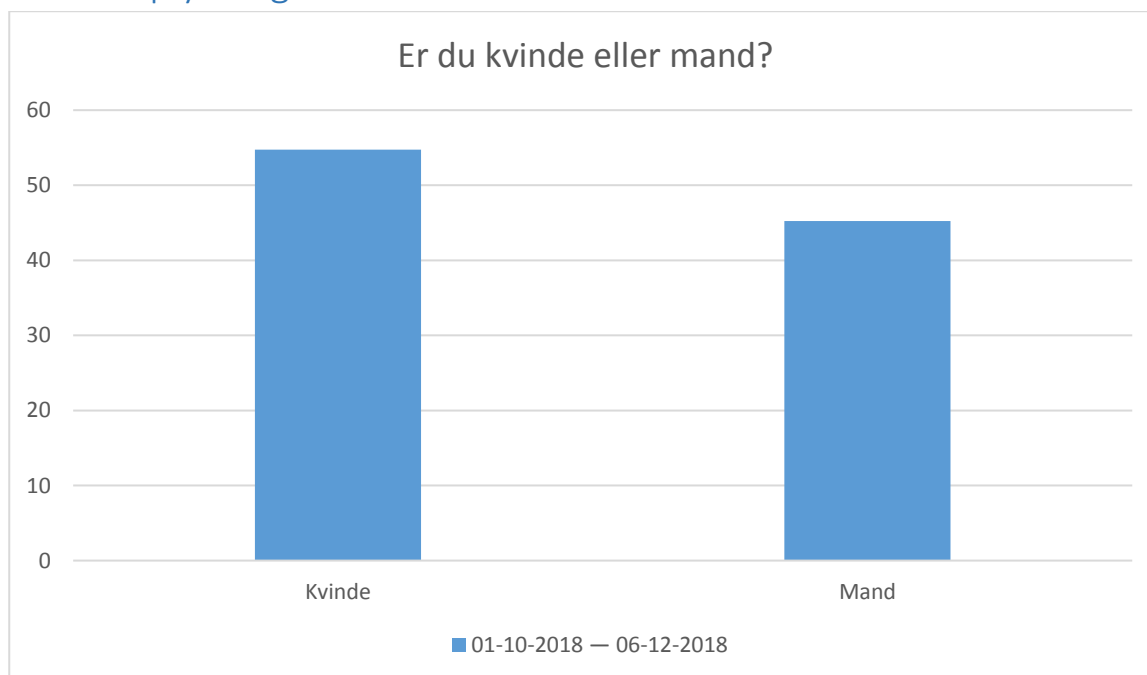
November 2018
Elektivsundersøgelse

Indholdsfortegnelse

Indhold

Personoplysninger	2
Uddannelsesforløb	3
Egen indsats (GF 2 af 9)	4
Egen indsats (GF 3 af 9)	7
Faglige krav (GF 4 af 9)	15
Fysisk miljø (GF 5 af 9)	16
Faciliteter (GF 6 af 9)	19
Skolen som helhed (GF 7 af 9)	20
Trivsel (GF 8 af 9)	21
Lærerne (GF 9 af 9)	26

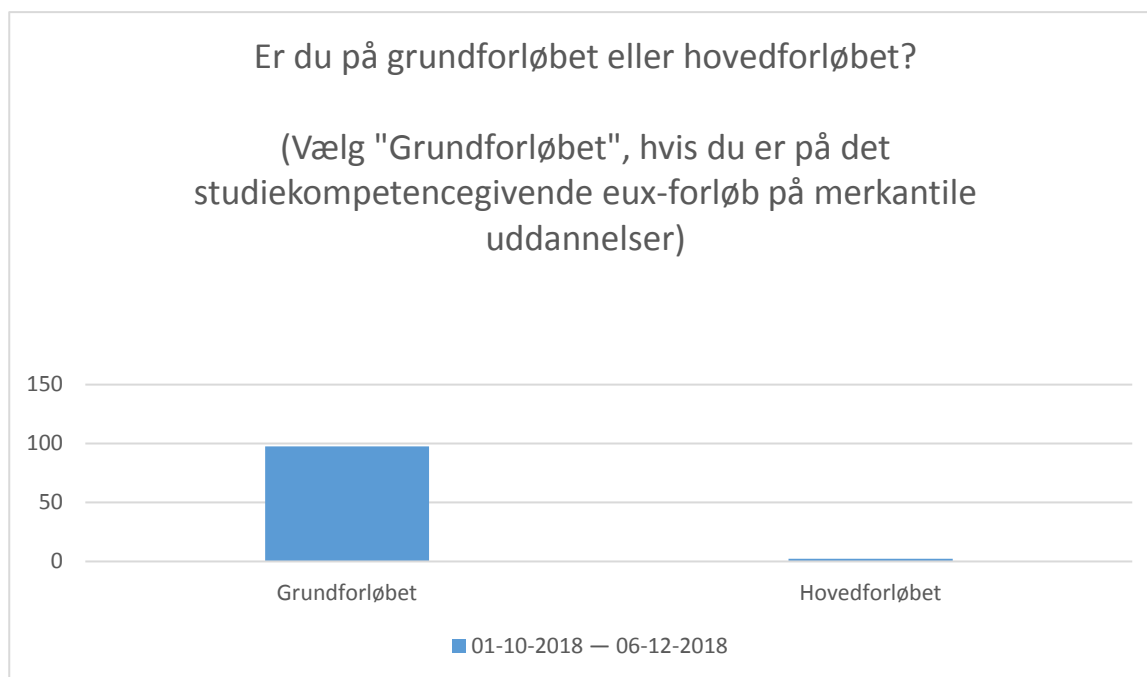
Personoplysninger



01-10-2018 — 06-12-2018; Gennemsnit og spredning kan ikke beregnes.

Svarmulighed01-10-2018 — 06-12-2018: Antal01-10-2018 — 06-12-2018: Andel (%)			
Kvinde		23	55
Mand		19	45
Total		42	-

Uddannelsesforløb

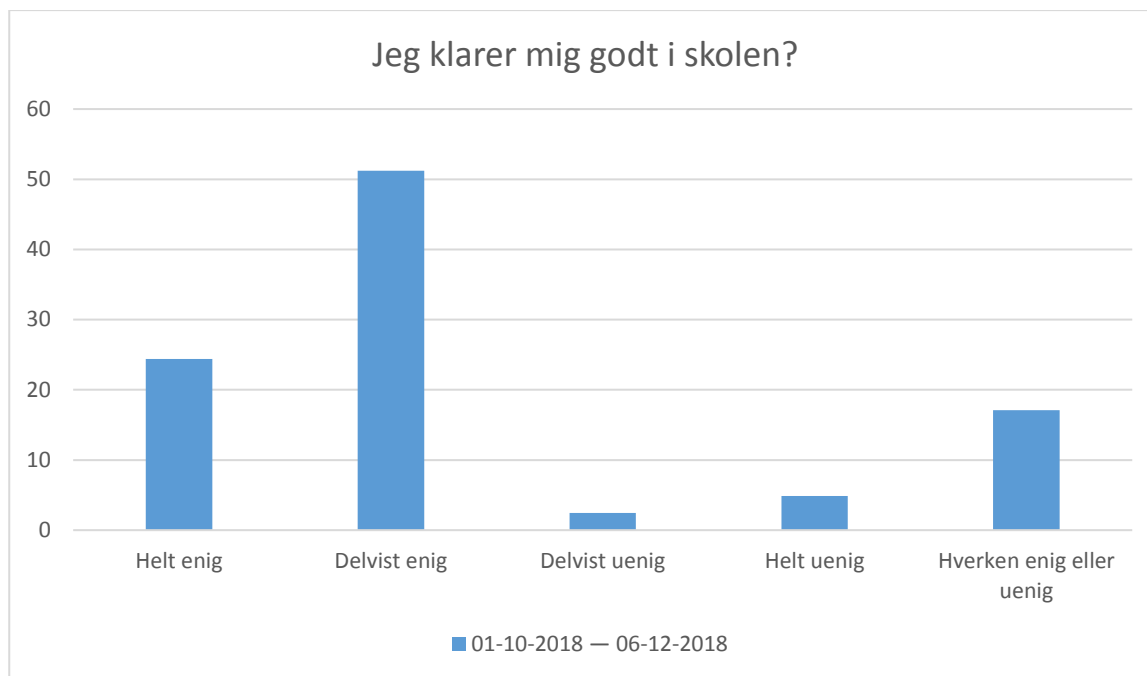


01-10-2018 — 06-12-2018; Gennemsnit og spredning kan ikke beregnes.

Svarmulighed	01-10-2018 — 06-12-2018: Antal	01-10-2018 — 06-12-2018: Andel (%)
Grundforløbet	41	98
Hovedforløbet	1	2
Total	42	-

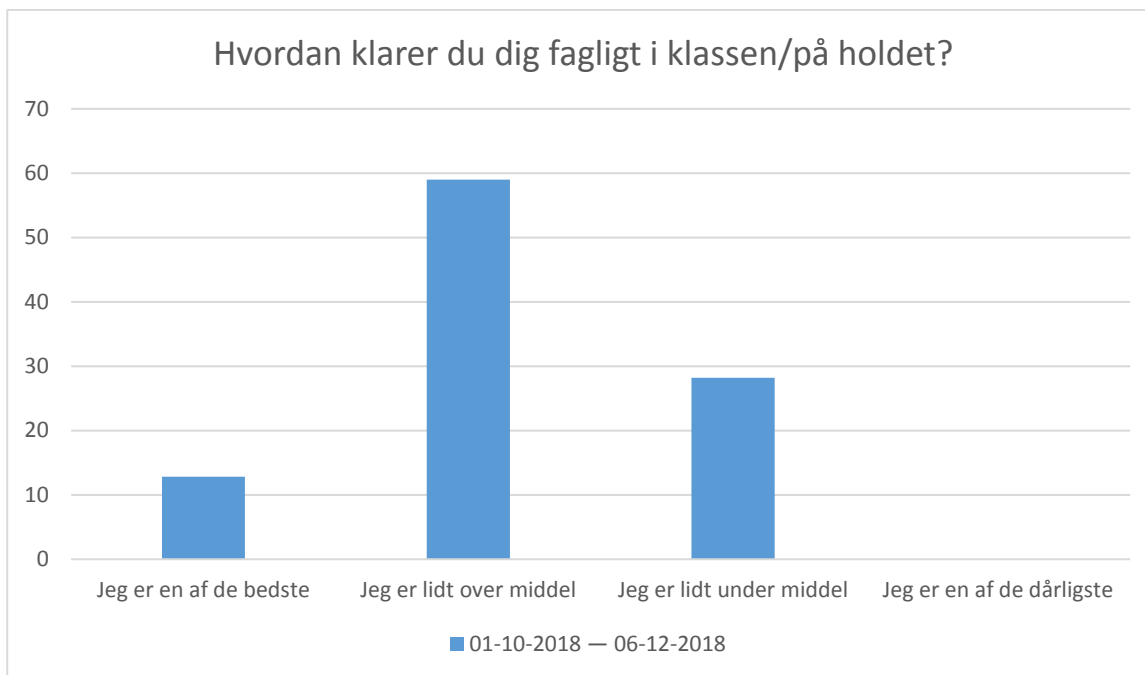
Egen indsats (GF 2 af 9)

Hvor enig eller uenig er du i, at...?



01-10-2018 — 06-12-2018; Gennemsnit: 3,9, spredning: 1

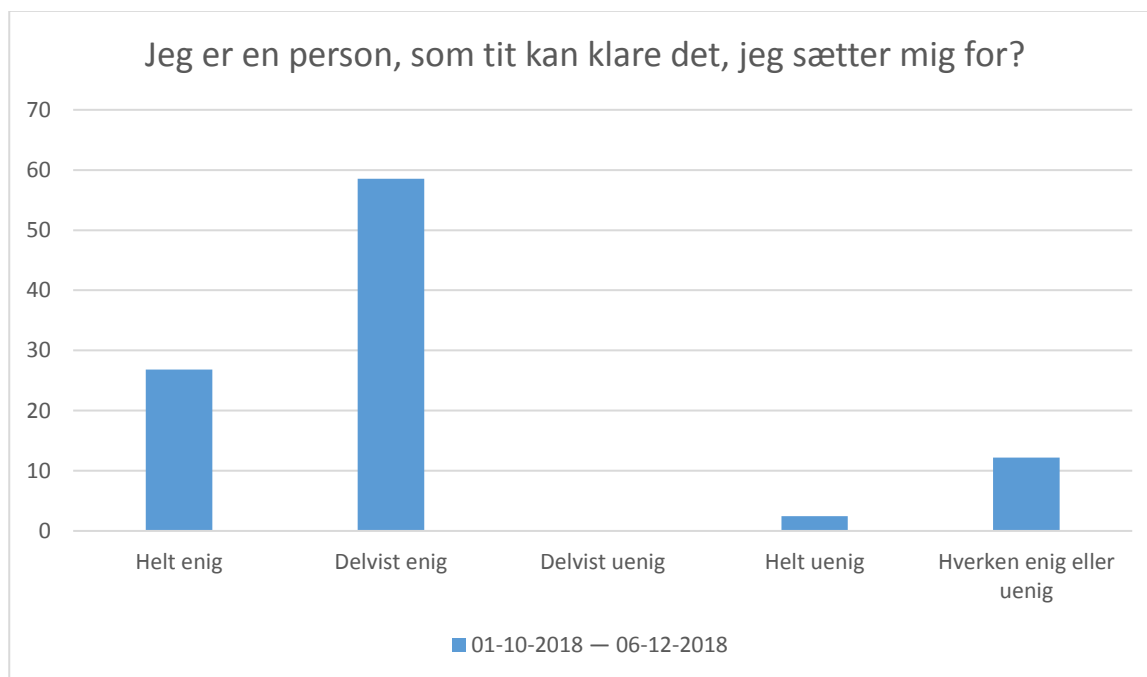
Svarmulighed	01-10-2018	06-12-2018: Antal	01-10-2018	06-12-2018: Andel (%)
Helt enig	10		24	
Delvist enig	21		51	
Delvist uenig	1		2	
Helt uenig	2		5	
Hverken enig eller uenig	7		17	
Total	41		-	



01-10-2018 — 06-12-2018; Gennemsnit: 2,8, spredning: 0,6

Svarmulighed	01-10-2018 — 06-12-2018: Antal		01-10-2018 — 06-12-2018: Andel (%)	
Jeg er en af de bedste	5	13	13	13
Jeg er lidt over middel	23	59	59	59
Jeg er lidt under middel	11	28	28	28
Jeg er en af de dårligste	0	0	0	0
Total	39	-	-	-

Hvor enig eller uenig er du i, at...?

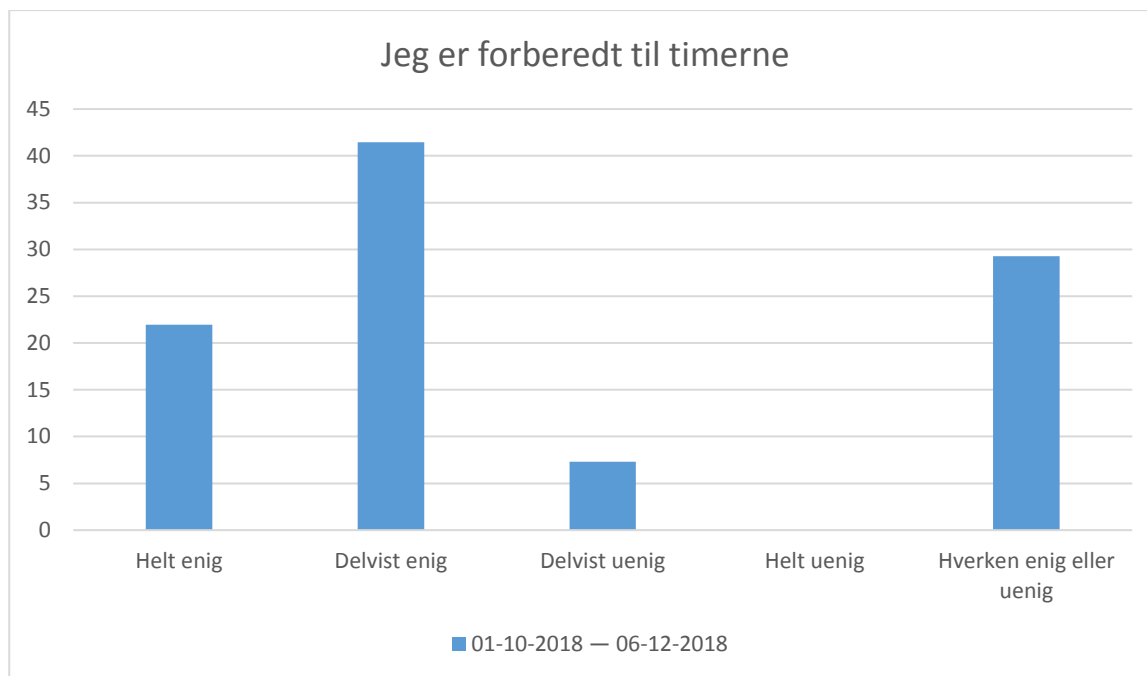


01-10-2018 — 06-12-2018; Gennemsnit: 4,1, spredning: 0,8

Svarmulighed	01-10-2018 — 06-12-2018: Antal	01-10-2018 — 06-12-2018: Andel (%)
Helt enig	11	27
Delvist enig	24	59
Delvist uenig	0	0
Helt uenig	1	2
Hverken enig eller uenig	5	12
Total	41	-

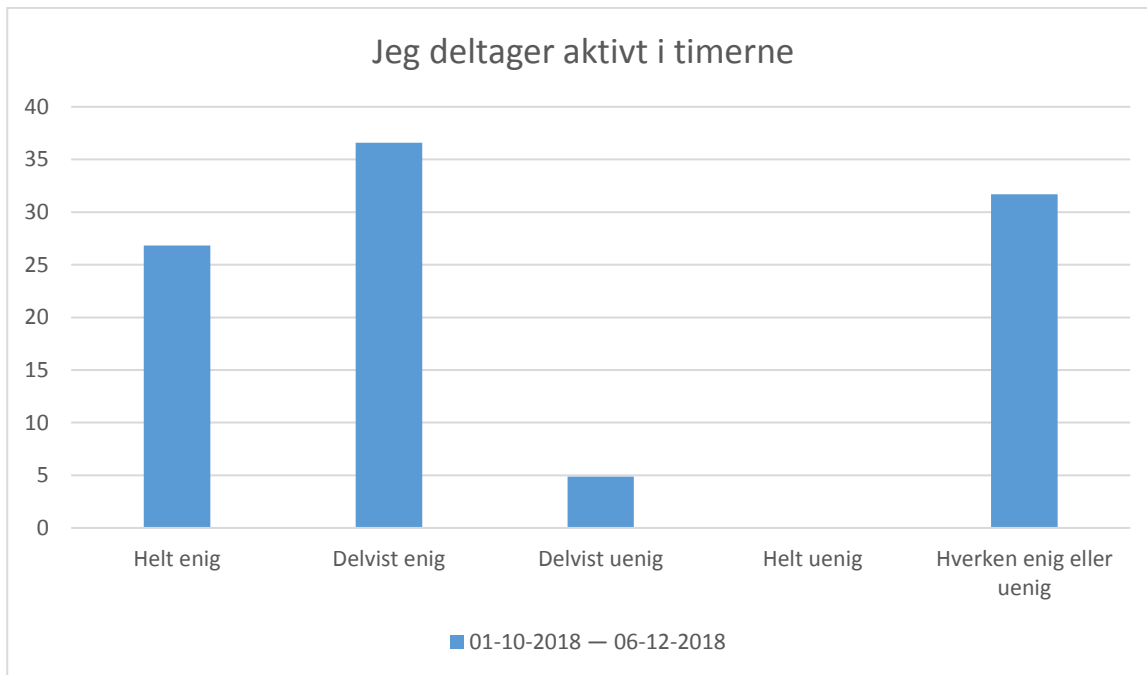
Egen indsats (GF 3 af 9)

Hvor enig eller uenig er du i, at...?



01-10-2018 — 06-12-2018; Gennemsnit: 3,8, spredning: 0,9

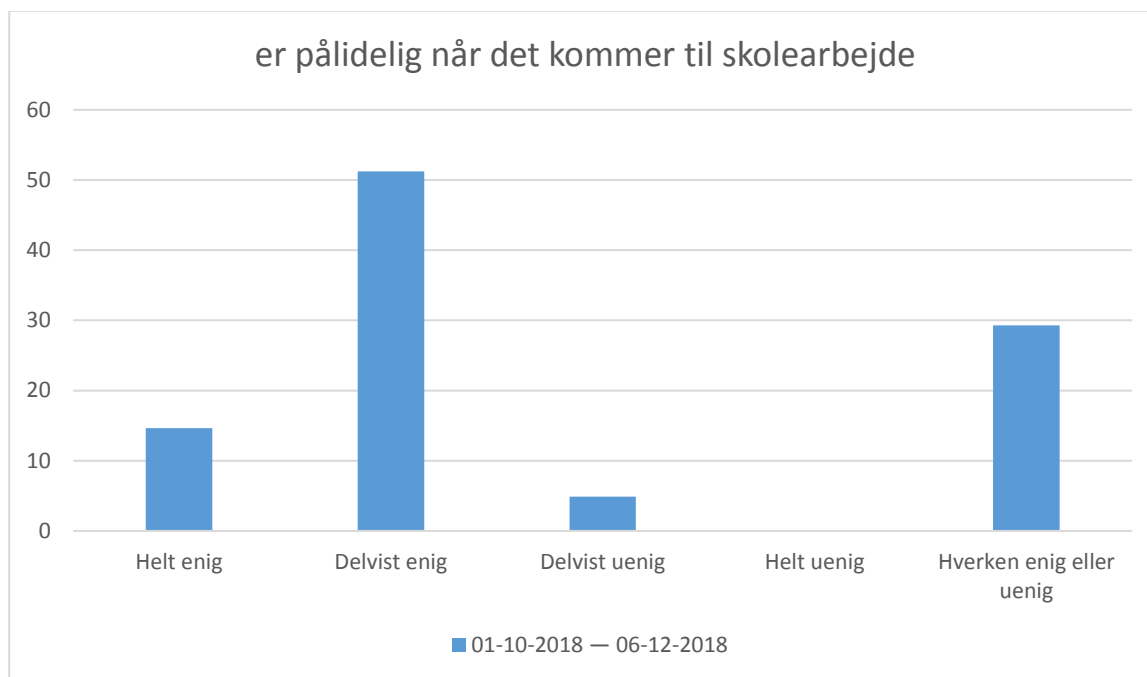
Svarmulighed	01-10-2018	06-12-2018: Antal	01-10-2018	06-12-2018: Andel (%)
Helt enig		9	22	
Delvist enig		17	41	
Delvist uenig		3	7	
Helt uenig		0	0	
Hverken enig eller uenig		12	29	
Total		41	-	



01-10-2018 — 06-12-2018; Gennemsnit: 3,9, spredning: 0,9

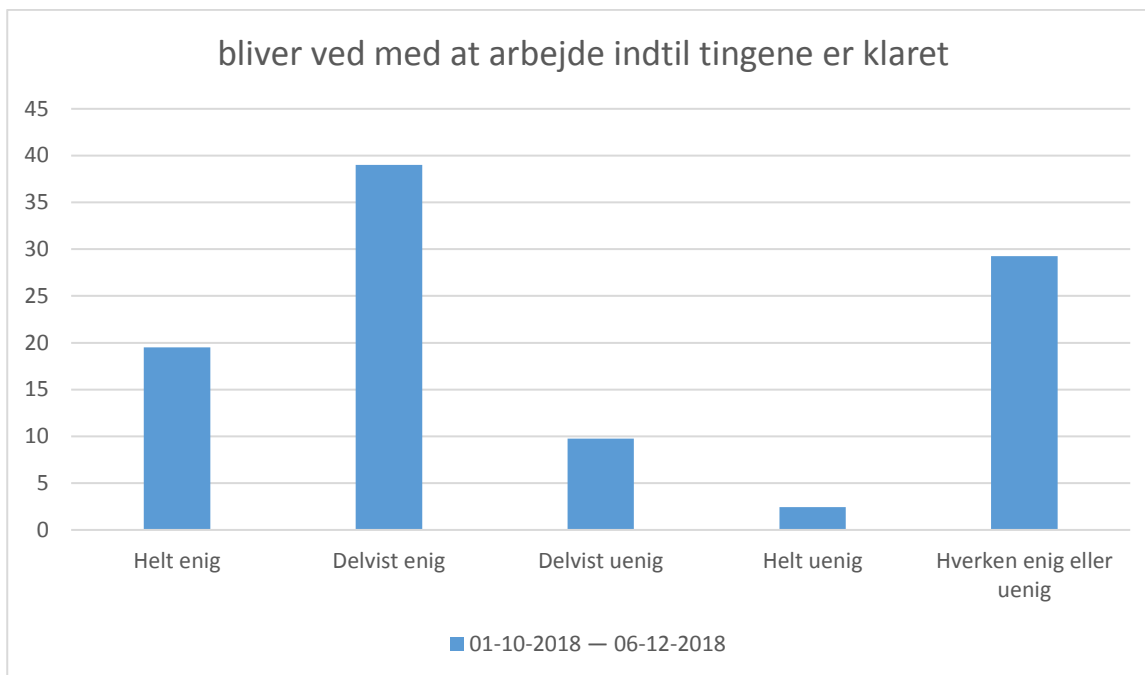
Svarmulighed	01-10-2018 — 06-12-2018: Antal		01-10-2018 — 06-12-2018: Andel (%)	
Helt enig	11	27	27	27
Delvist enig	15	37	37	37
Delvist uenig	2	5	5	5
Helt uenig	0	0	0	0
Hverken enig eller uenig	13	32	32	32
Total	41	-	-	-

Jeg er en person, som...



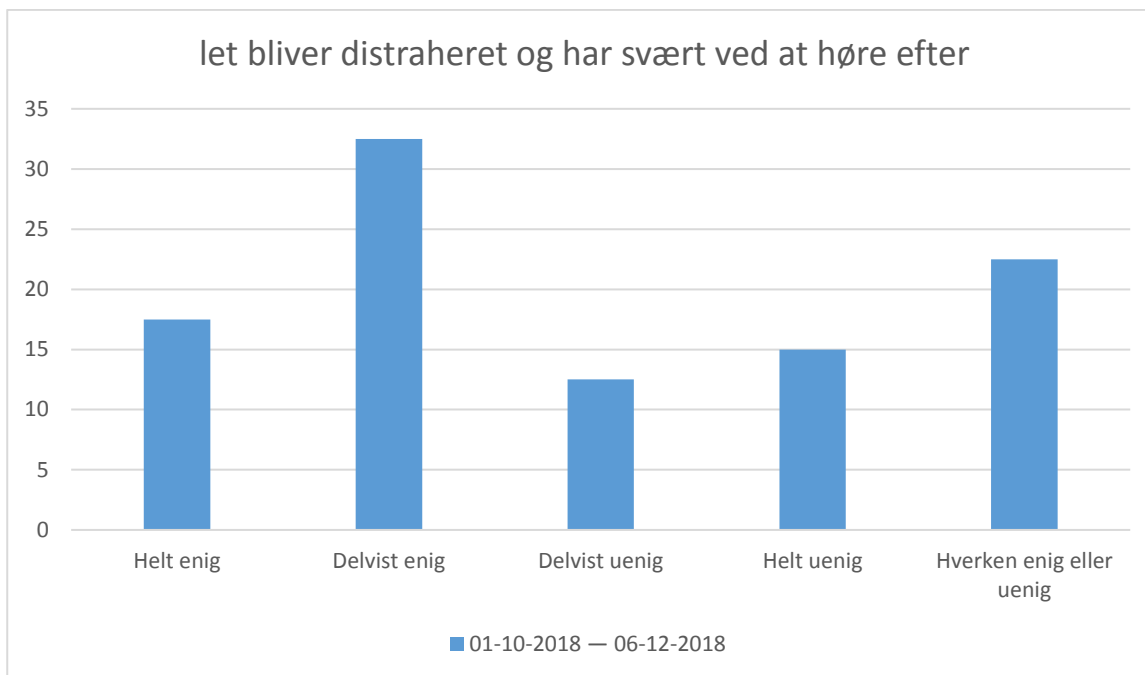
01-10-2018 — 06-12-2018; Gennemsnit: 3,8, spredning: 0,8

Svarmulighed	01-10-2018 — 06-12-2018: Antal	01-10-2018 — 06-12-2018: Andel (%)
Helt enig	6	15
Delvist enig	21	51
Delvist uenig	2	5
Helt uenig	0	0
Hverken enig eller uenig	12	29
Total	41	-



01-10-2018 — 06-12-2018; Gennemsnit: 3,6, spredning: 1

Svarmulighed	01-10-2018 — 06-12-2018: Antal		01-10-2018 — 06-12-2018: Andel (%)	
Helt enig	8	20	20	20
Delvist enig	16	39	39	39
Delvist uenig	4	10	10	10
Helt uenig	1	2	2	2
Hverken enig eller uenig	12	29	29	29
Total	41	-	-	-



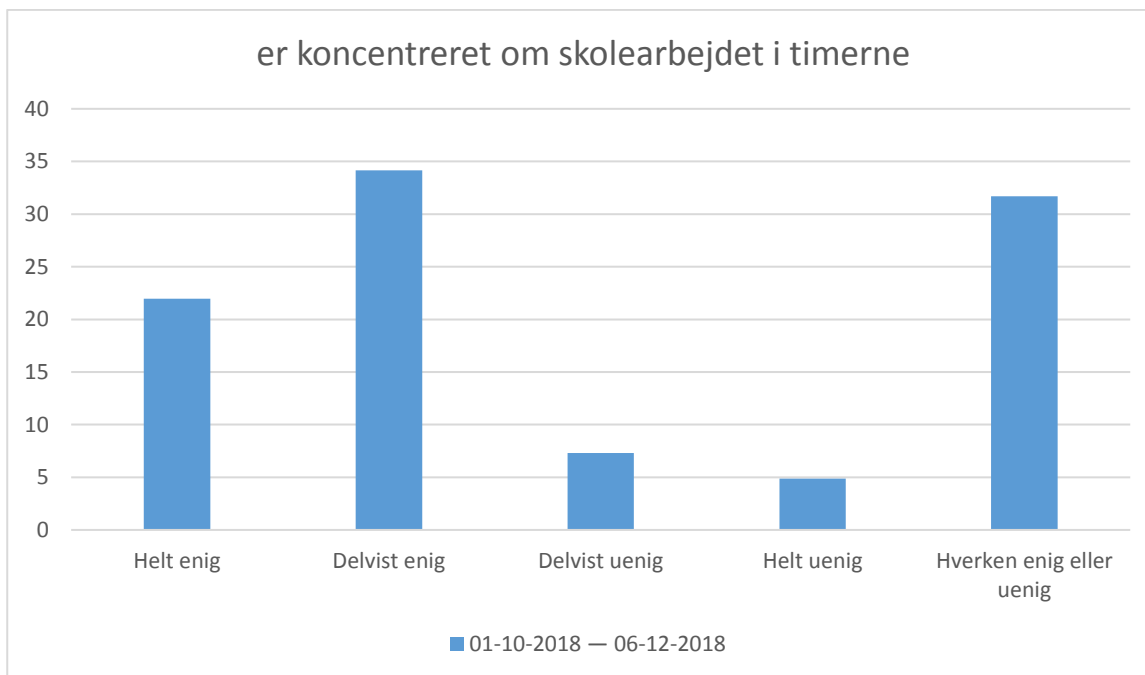
01-10-2018 — 06-12-2018; Gennemsnit: 3,3, spredning: 1,3

Svarmulighed	01-10-2018 — 06-12-2018: Antal		01-10-2018 — 06-12-2018: Andel (%)	
Helt enig	7	18	18	45
Delvist enig	13	33	33	83
Delvist uenig	5	13	13	33
Helt uenig	6	15	15	38
Hverken enig eller uenig	9	23	23	57
Total	40	100	-	-



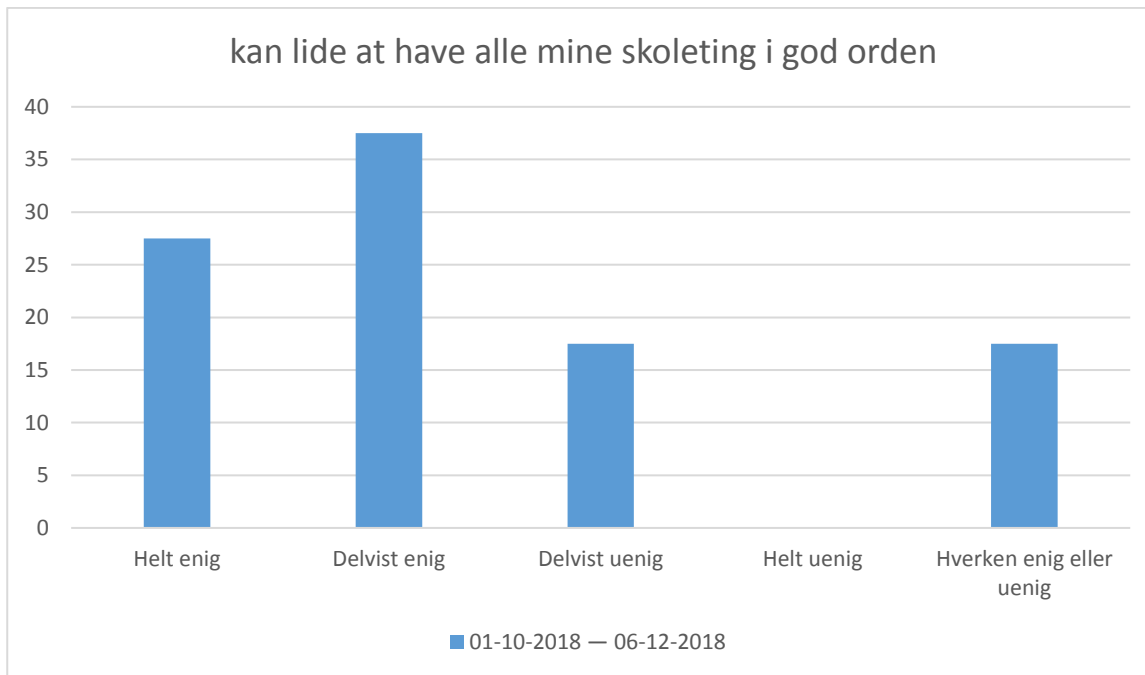
01-10-2018 — 06-12-2018; Gennemsnit: 3,9, spredning: 0,9

Svarmulighed	01-10-2018 — 06-12-2018: Antal		01-10-2018 — 06-12-2018: Andel (%)	
Helt enig		10		24
Delvist enig		17		41
Delvist uenig		2		5
Helt uenig		0		0
Hverken enig eller uenig		12		29
Total		41		-



01-10-2018 — 06-12-2018; Gennemsnit: 3,6, spredning: 1,1

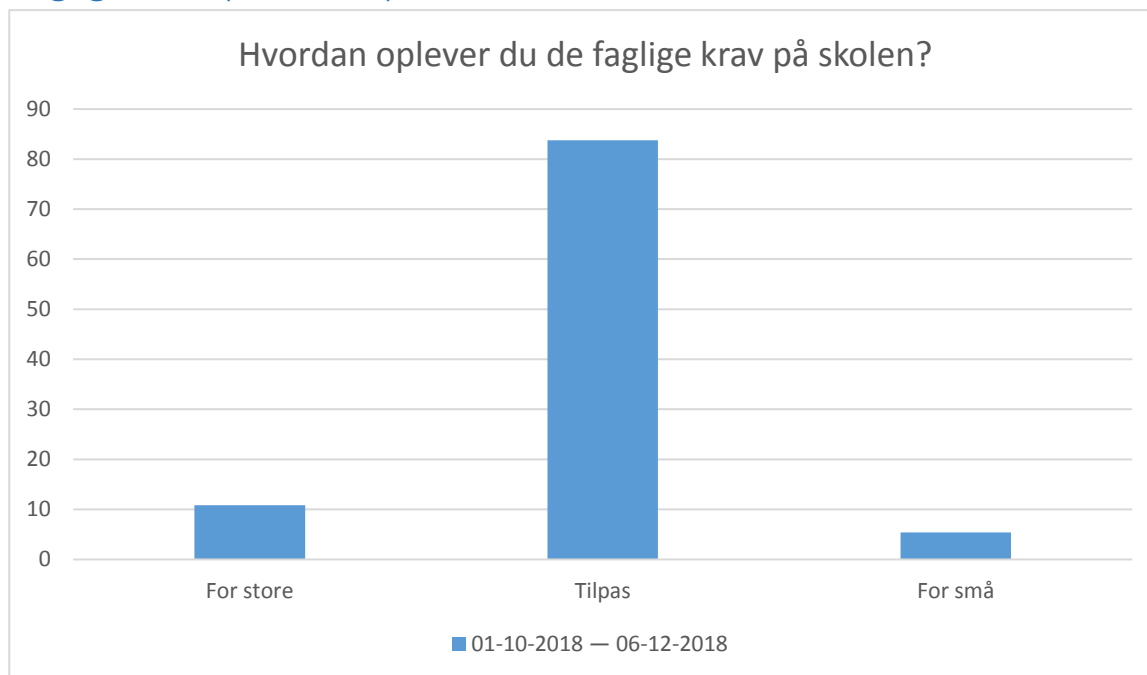
Svarmulighed	01-10-2018 — 06-12-2018: Antal	01-10-2018 — 06-12-2018: Andel (%)
Helt enig	9	22
Delvist enig	14	34
Delvist uenig	3	7
Helt uenig	2	5
Hverken enig eller uenig	13	32
Total	41	-



01-10-2018 — 06-12-2018; Gennemsnit: 3,8, spredning: 1,1

Svarmulighed	01-10-2018 — 06-12-2018: Antal		01-10-2018 — 06-12-2018: Andel (%)	
Helt enig		11		28
Delvist enig		15		38
Delvist uenig		7		18
Helt uenig		0		0
Hverken enig eller uenig		7		18
Total		40		-

Faglige krav (GF 4 af 9)

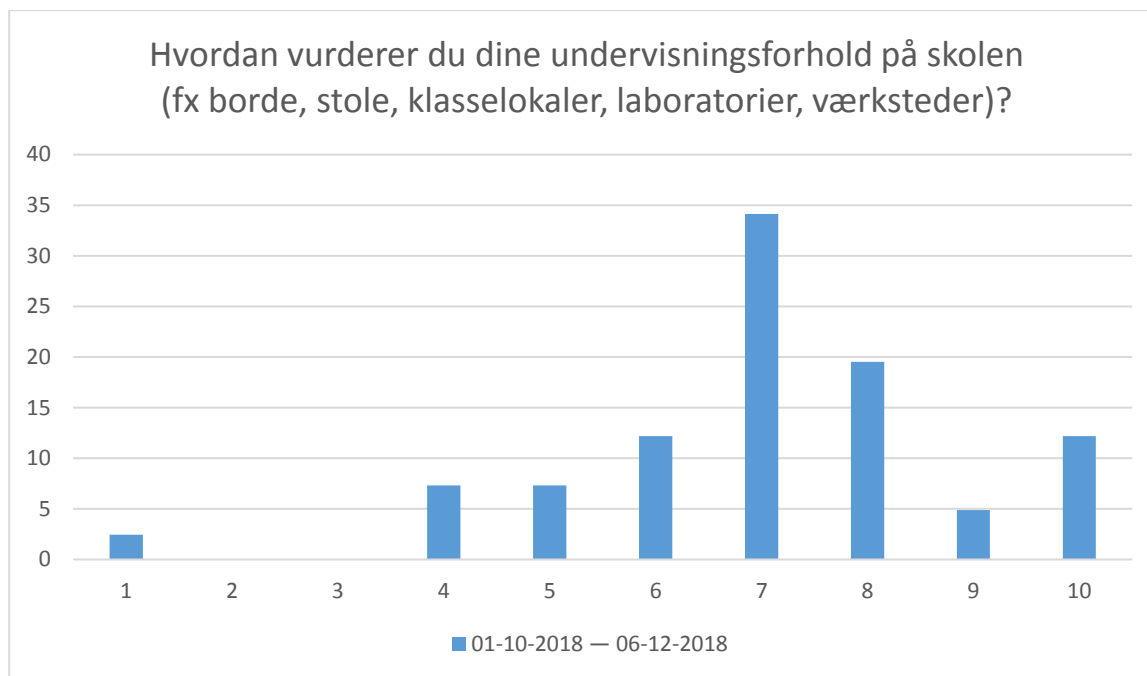


01-10-2018 — 06-12-2018; Gennemsnit og spredning kan ikke beregnes.

Svarmulighed	01-10-2018 — 06-12-2018: Antal	01-10-2018 — 06-12-2018: Andel (%)
For store	4	11
Tilpas	31	84
For små	2	5
Total	37	-

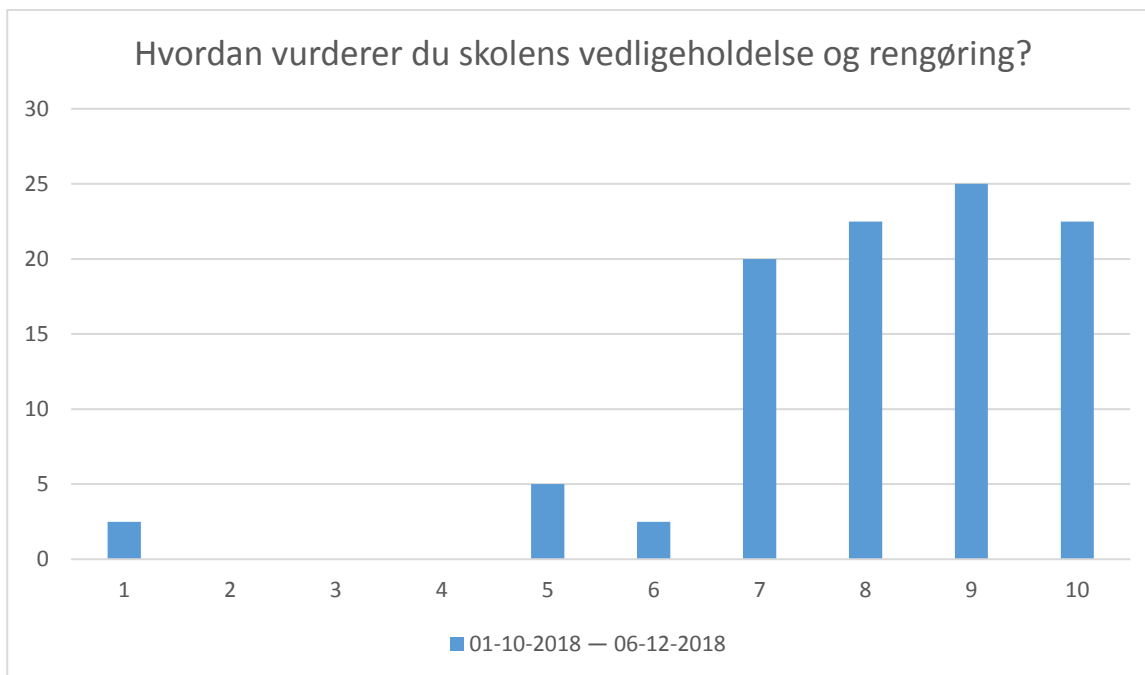
Fysisk miljø (GF 5 af 9)

Svar på en skala fra 1-10, hvor 1 er dårligst og 10 er bedst



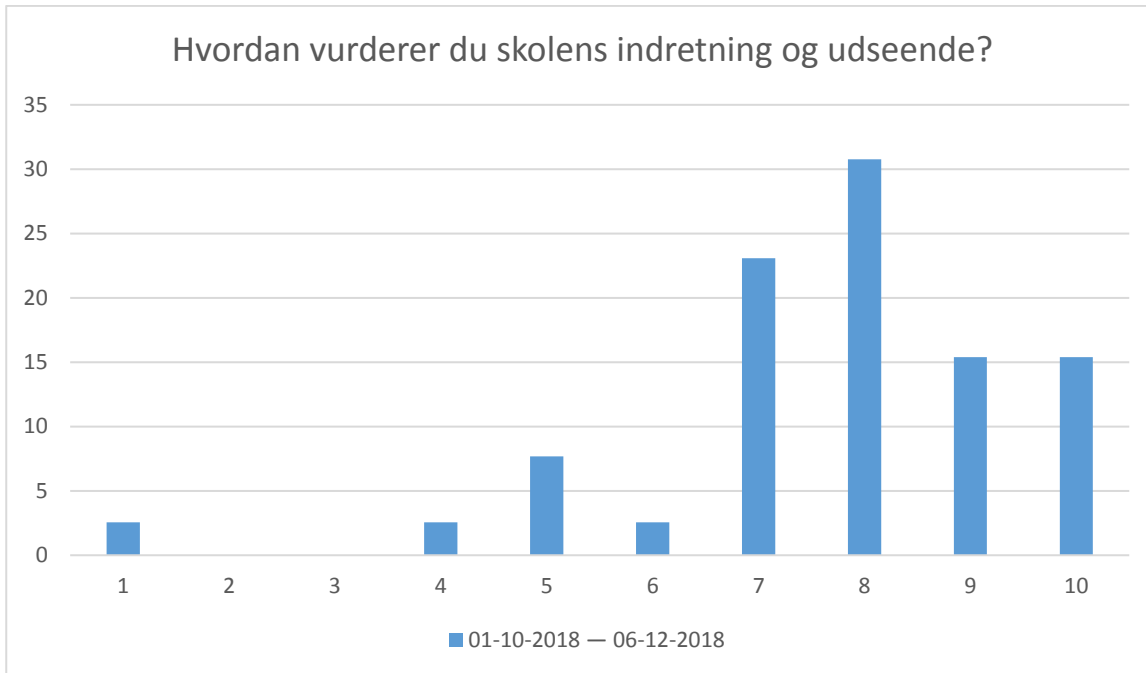
01-10-2018 — 06-12-2018; Gennemsnit: 7, spredning: 1,9

Svarmulighed	01-10-2018 — 06-12-2018: Antal	01-10-2018 — 06-12-2018: Andel (%)
1	1	2
2	0	0
3	0	0
4	3	7
5	3	7
6	5	12
7	14	34
8	8	20
9	2	5
10	5	12
Total	41	-



01-10-2018 — 06-12-2018; Gennemsnit: 8,1, spredning: 1,8

Svarmulighed	01-10-2018 — 06-12-2018: Antal	01-10-2018 — 06-12-2018: Andel (%)
1	1	3
2	0	0
3	0	0
4	0	0
5	2	5
6	1	3
7	8	20
8	9	23
9	10	25
10	9	23
Total	40	-

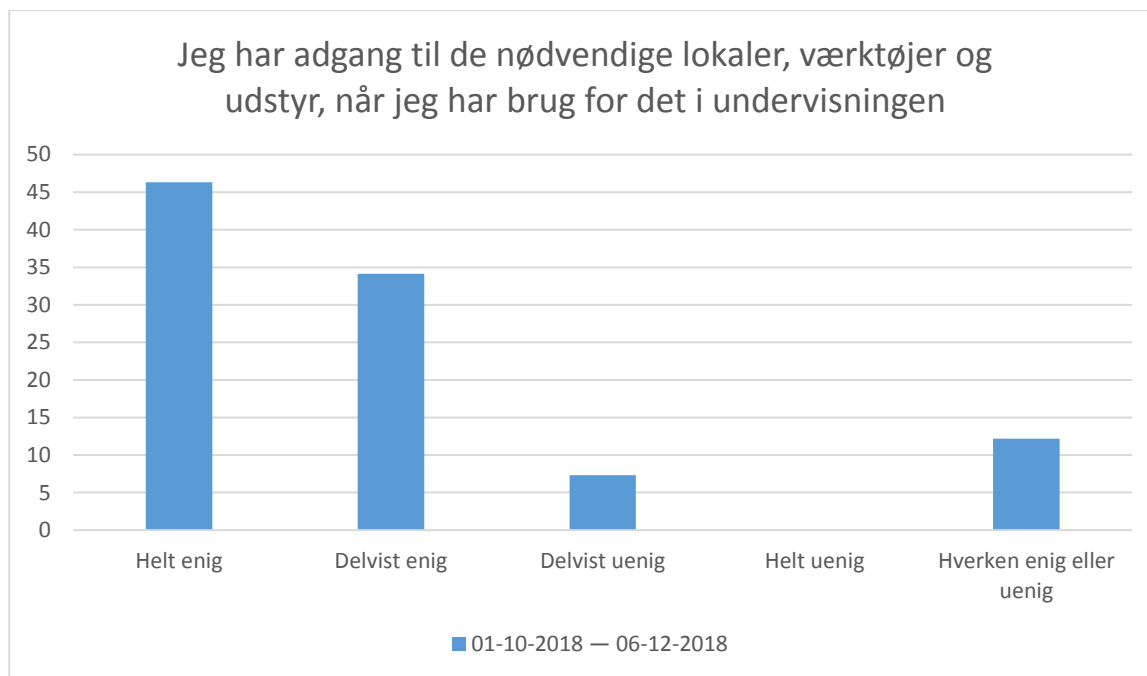


01-10-2018 — 06-12-2018; Gennemsnit: 7,7, spredning: 1,9

Svarmulighed	01-10-2018 — 06-12-2018: Antal	01-10-2018 — 06-12-2018: Andel (%)
1	1	3
2	0	0
3	0	0
4	1	3
5	3	8
6	1	3
7	9	23
8	12	31
9	6	15
10	6	15
Total	39	-

Faciliteter (GF 6 af 9)

Hvor enig eller uenig er du i, at...?

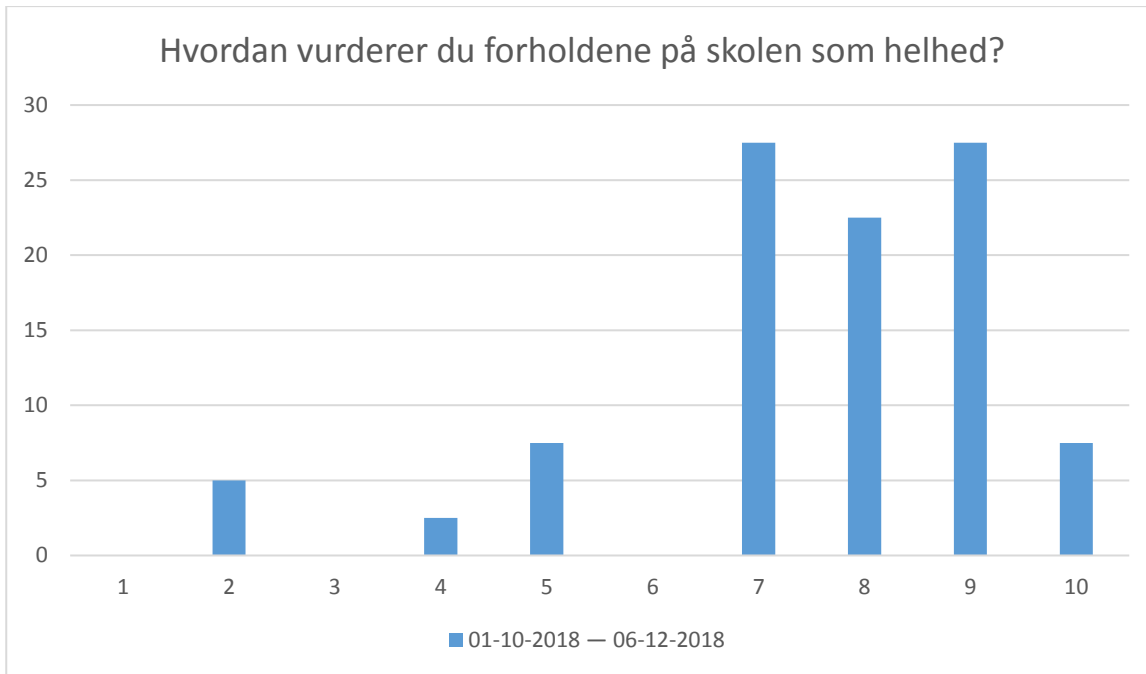


01-10-2018 — 06-12-2018; Gennemsnit: 4,2, spredning: 0,9

Svarmulighed	01-10-2018	06-12-2018: Antal	01-10-2018	06-12-2018: Andel (%)
Helt enig	19	19	46	46
Delvist enig	14	14	34	34
Delvist uenig	3	3	7	7
Helt uenig	0	0	0	0
Hverken enig eller uenig	5	5	12	12
Total	41	41	-	-

Skolen som helhed (GF 7 af 9)

Svar på en skala fra 1-10, hvor 1 er dårligst og 10 er bedst

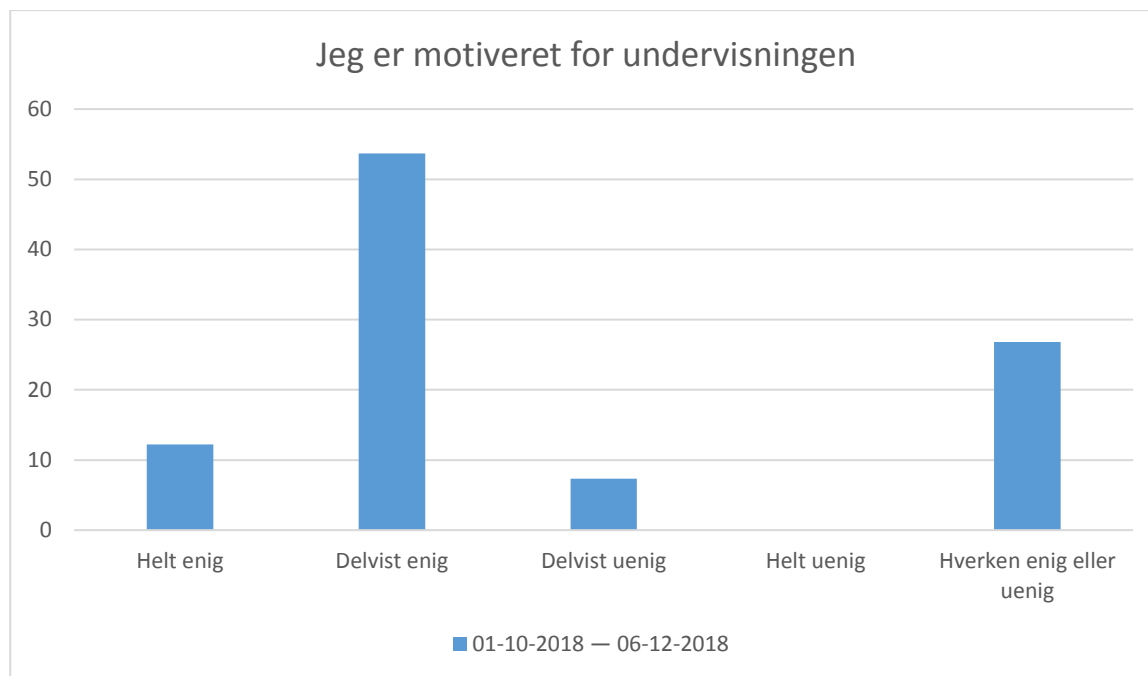


01-10-2018 — 06-12-2018; Gennemsnit: 7,5, spredning: 1,9

Svarmulighed	01-10-2018 — 06-12-2018: Antal	01-10-2018 — 06-12-2018: Andel (%)
1	0	0
2	2	5
3	0	0
4	1	3
5	3	8
6	0	0
7	11	28
8	9	23
9	11	28
10	3	8
Total	40	-

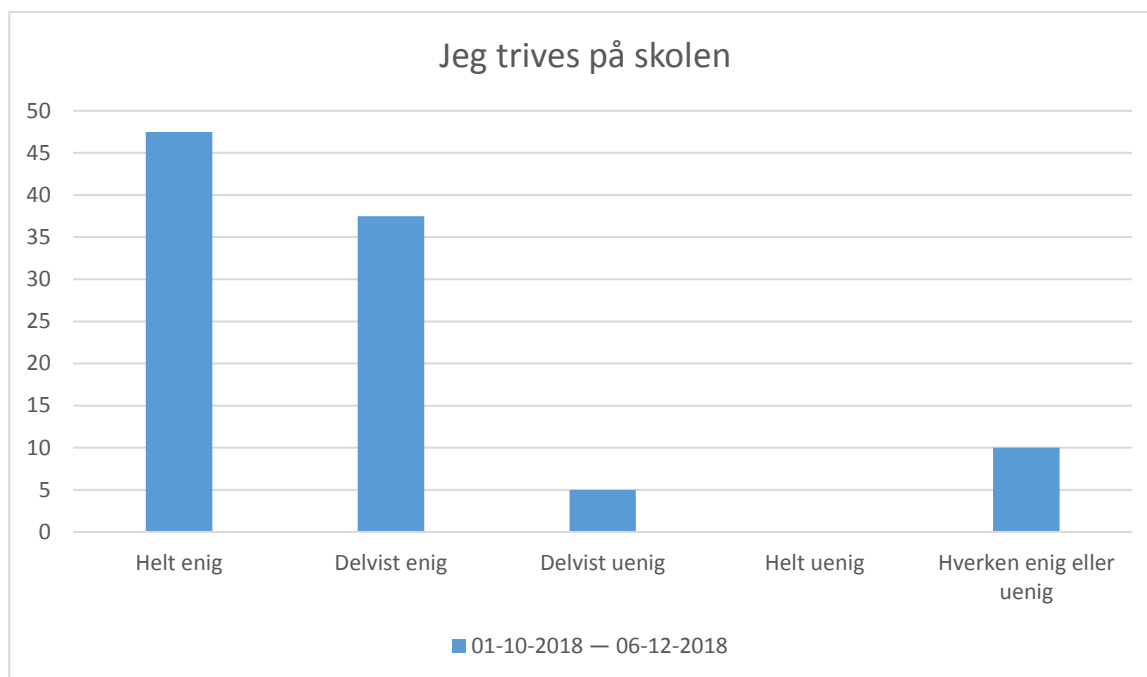
Trivsel (GF 8 af 9)

Hvor enig eller uenig er du i, at...?



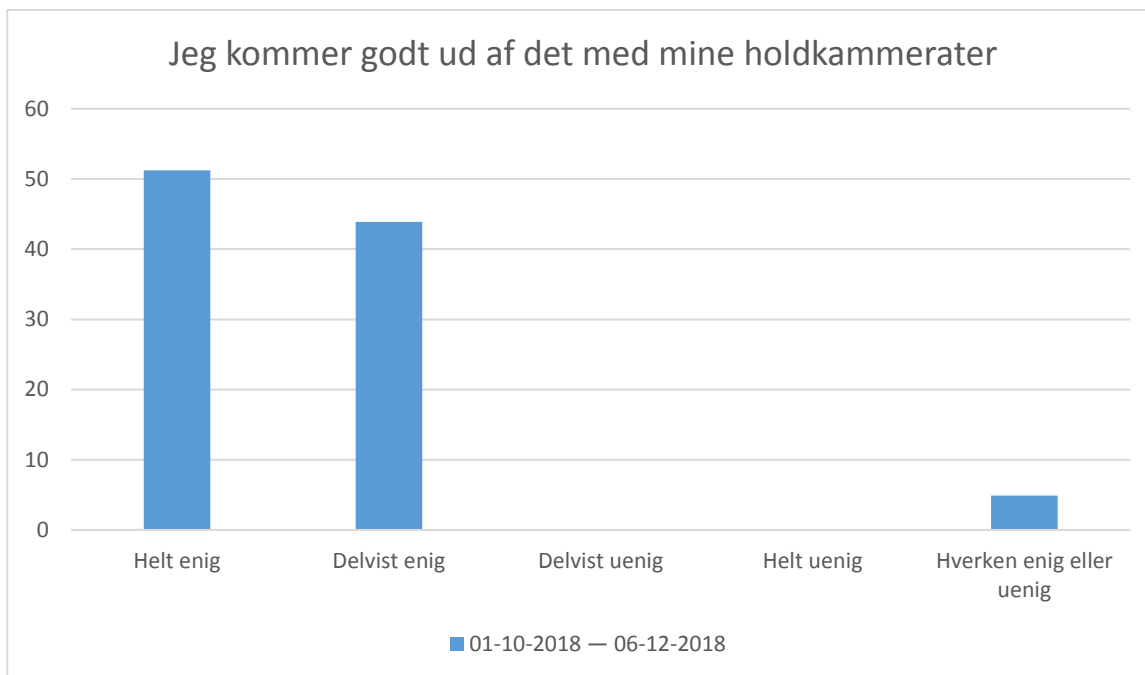
01-10-2018 — 06-12-2018; Gennemsnit: 3,7, spredning: 0,8

Svarmulighed	01-10-2018: Antal	06-12-2018: Antal	01-10-2018: Andel (%)	06-12-2018: Andel (%)
Helt enig	5	0	12	0
Delvist enig	22	11	54	27
Delvist uenig	3	3	7	7
Helt uenig	0	0	0	0
Hverken enig eller uenig	11	11	27	27
Total	41	41	-	-



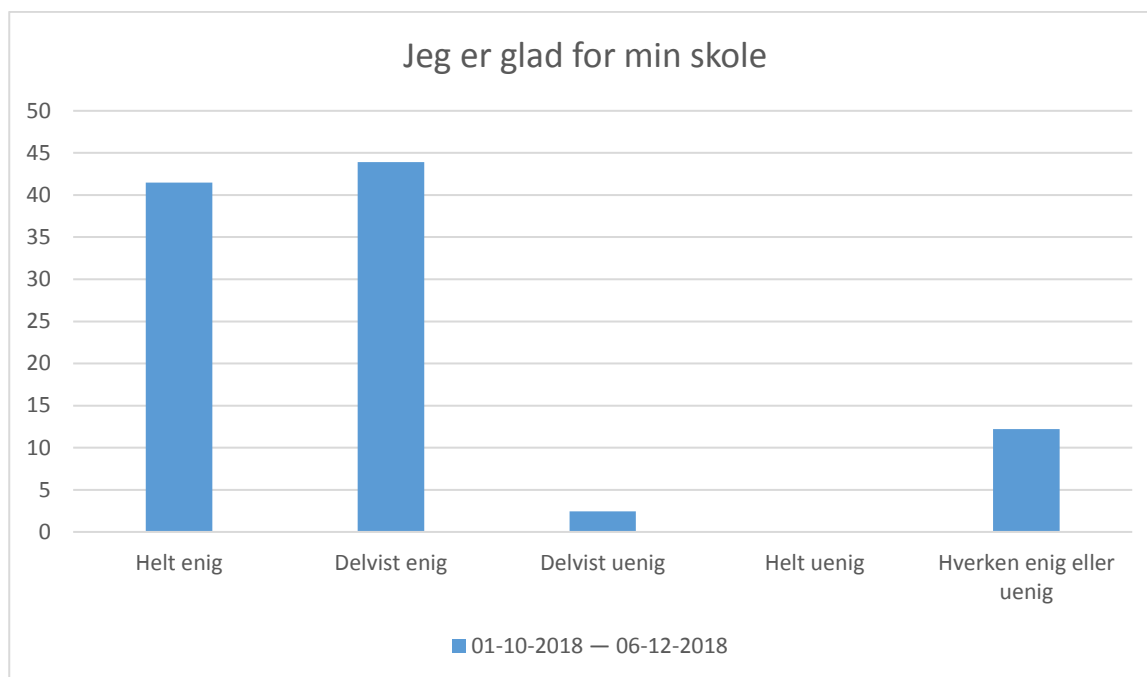
01-10-2018 — 06-12-2018; Gennemsnit: 4,3, spredning: 0,8

Svarmulighed	01-10-2018 — 06-12-2018: Antal		01-10-2018 — 06-12-2018: Andel (%)	
Helt enig	19	19	48	48
Delvist enig	15	15	38	38
Delvist uenig	2	2	5	5
Helt uenig	0	0	0	0
Hverken enig eller uenig	4	4	10	10
Total	40	40	-	-



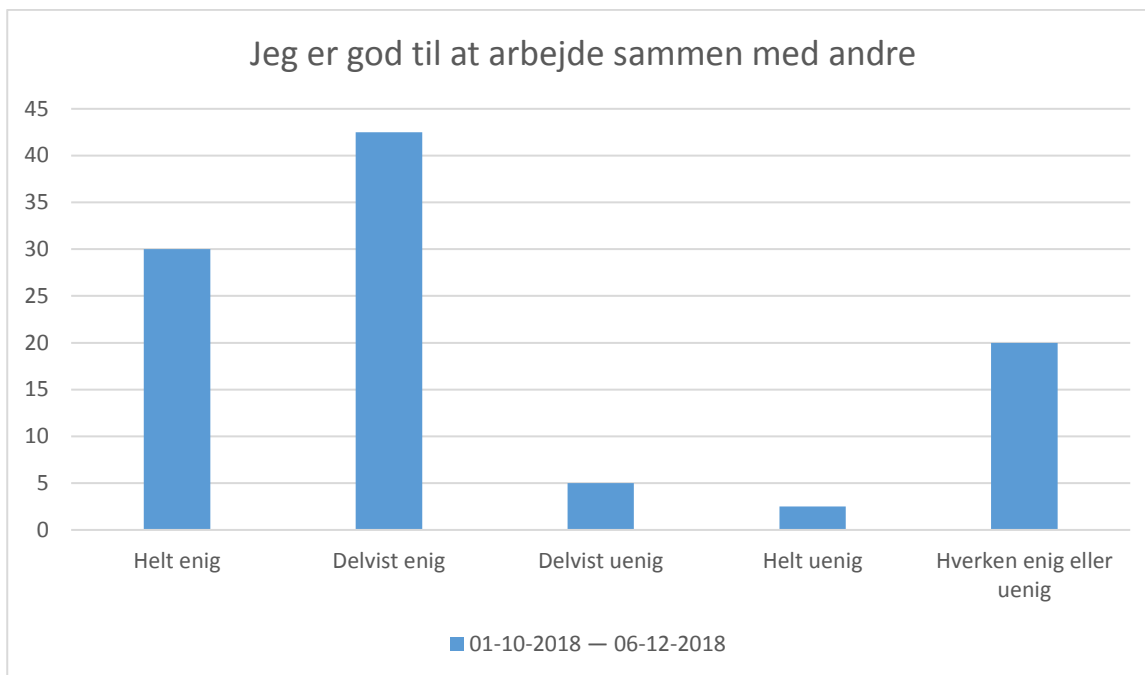
01-10-2018 — 06-12-2018; Gennemsnit: 4,5, spredning: 0,6

Svarmulighed	01-10-2018 — 06-12-2018: Antal		01-10-2018 — 06-12-2018: Andel (%)	
Helt enig	21	18	51	44
Delvist enig	18	0	44	0
Delvist uenig	0	0	0	0
Helt uenig	0	0	0	0
Hverken enig eller uenig	2	2	5	5
Total	41	41	-	-



01-10-2018 — 06-12-2018; Gennemsnit: 4,2, spredning: 0,8

Svarmulighed	01-10-2018 — 06-12-2018: Antal		01-10-2018 — 06-12-2018: Andel (%)	
Helt enig	17	17	41	41
Delvist enig	18	18	44	44
Delvist uenig	1	1	2	2
Helt uenig	0	0	0	0
Hverken enig eller uenig	5	5	12	12
Total	41	41	-	-

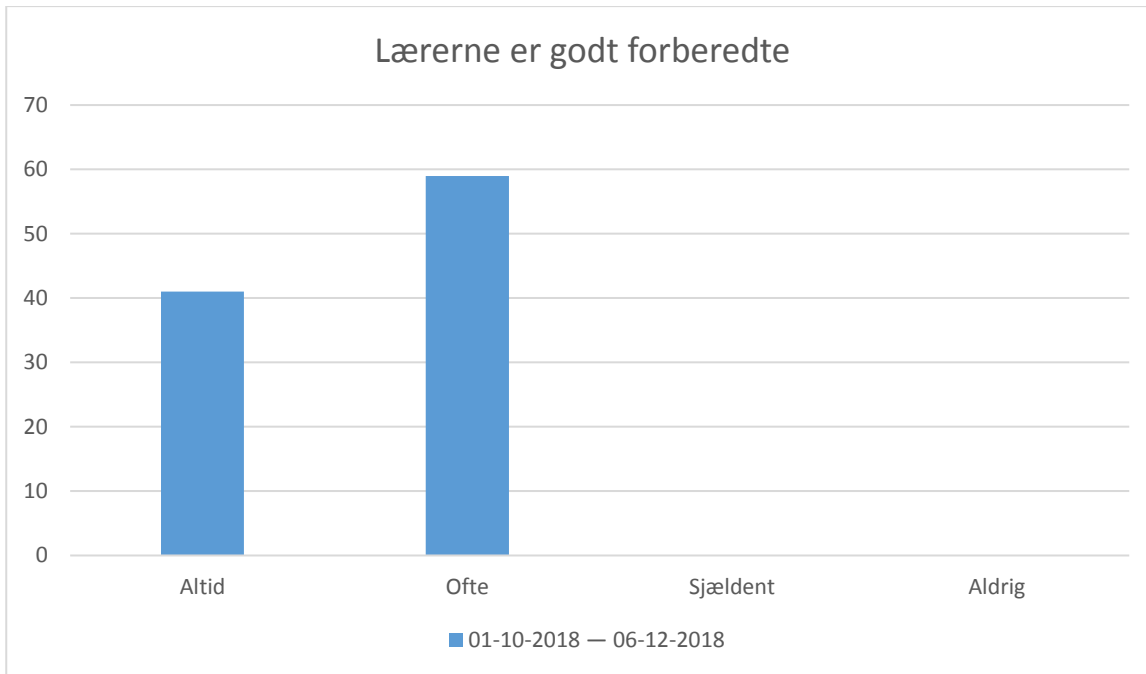


01-10-2018 — 06-12-2018; Gennemsnit: 3,9, spredning: 1

Svarmulighed	01-10-2018 — 06-12-2018: Antal		01-10-2018 — 06-12-2018: Andel (%)	
Helt enig	12	12	30	30
Delvist enig	17	17	43	43
Delvist uenig	2	2	5	5
Helt uenig	1	1	3	3
Hverken enig eller uenig	8	8	20	20
Total	40	40	-	-

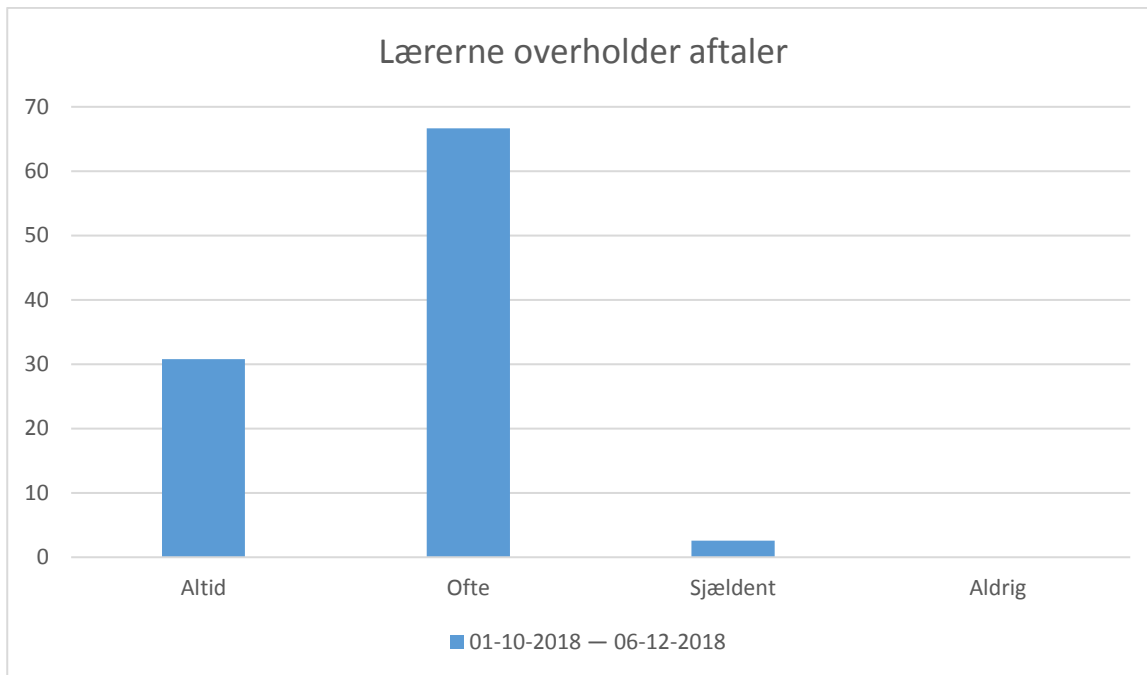
Lærerne (GF 9 af 9)

Hvor ofte synes du, at...?



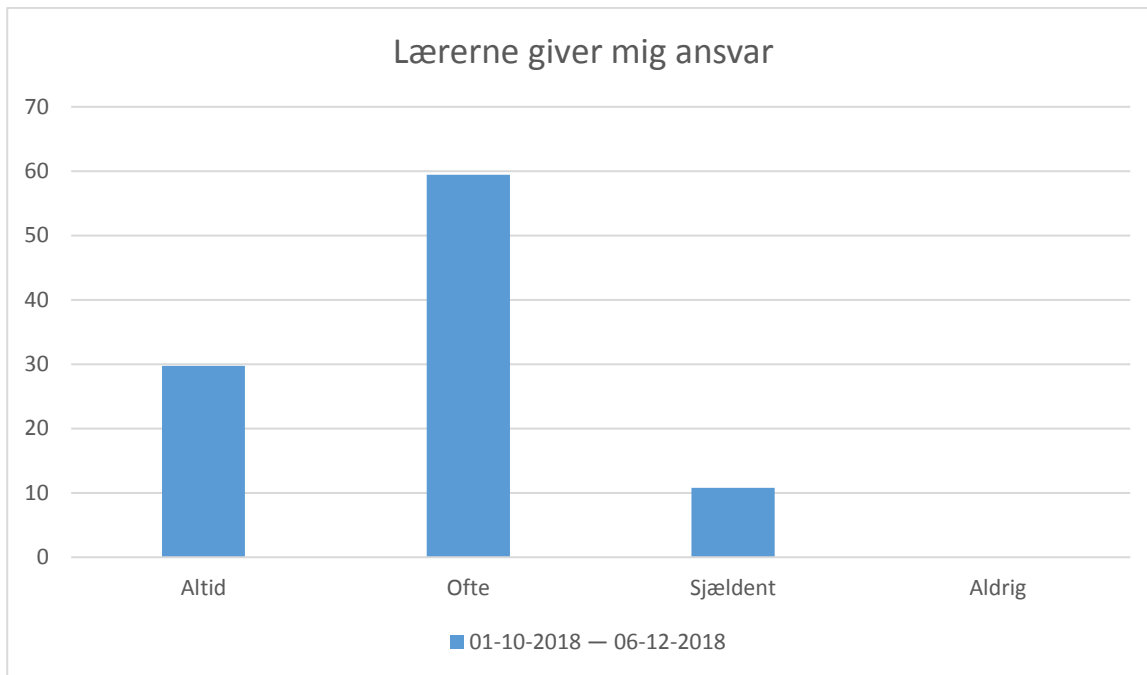
01-10-2018 — 06-12-2018; Gennemsnit: 3,4, spredning: 0,5

Svarmulighed	01-10-2018 — 06-12-2018: Antal	01-10-2018 — 06-12-2018: Andel (%)
Altid	16	41
Ofte	23	59
Sjældent	0	0
Aldrig	0	0
Total	39	-



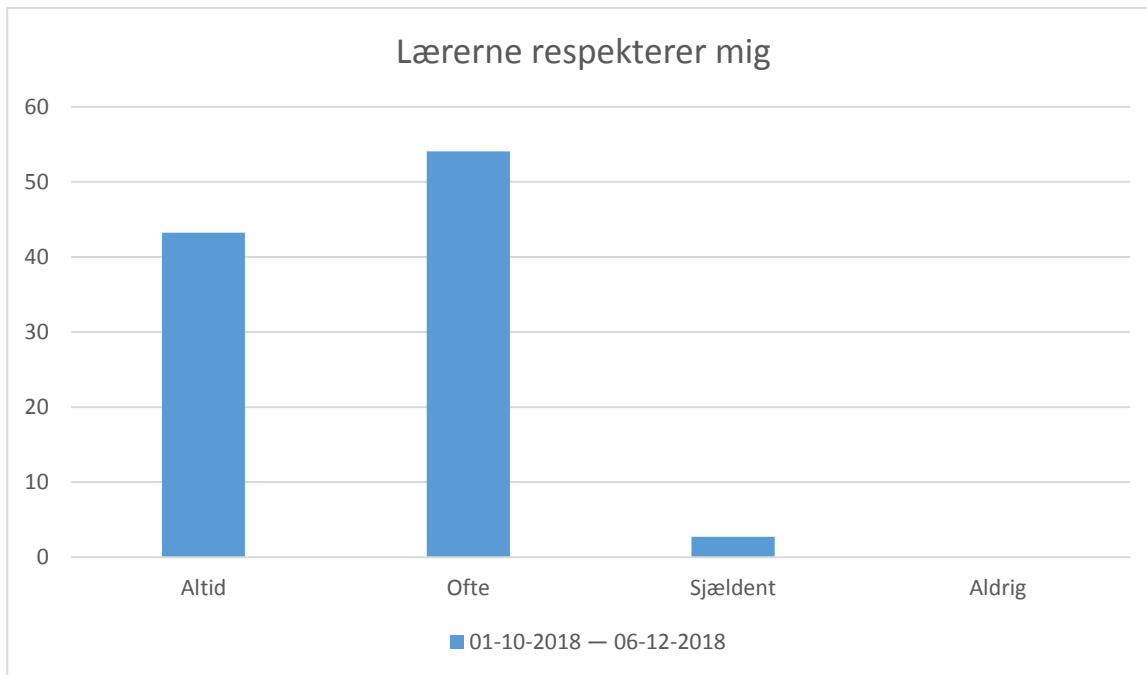
01-10-2018 — 06-12-2018; Gennemsnit: 3,3, spredning: 0,5

Svarmulighed	01-10-2018 — 06-12-2018: Antal	01-10-2018 — 06-12-2018: Andel (%)
Altid	12	31
Ofte	26	67
Sjældent	1	3
Aldrig	0	0
Total	39	-



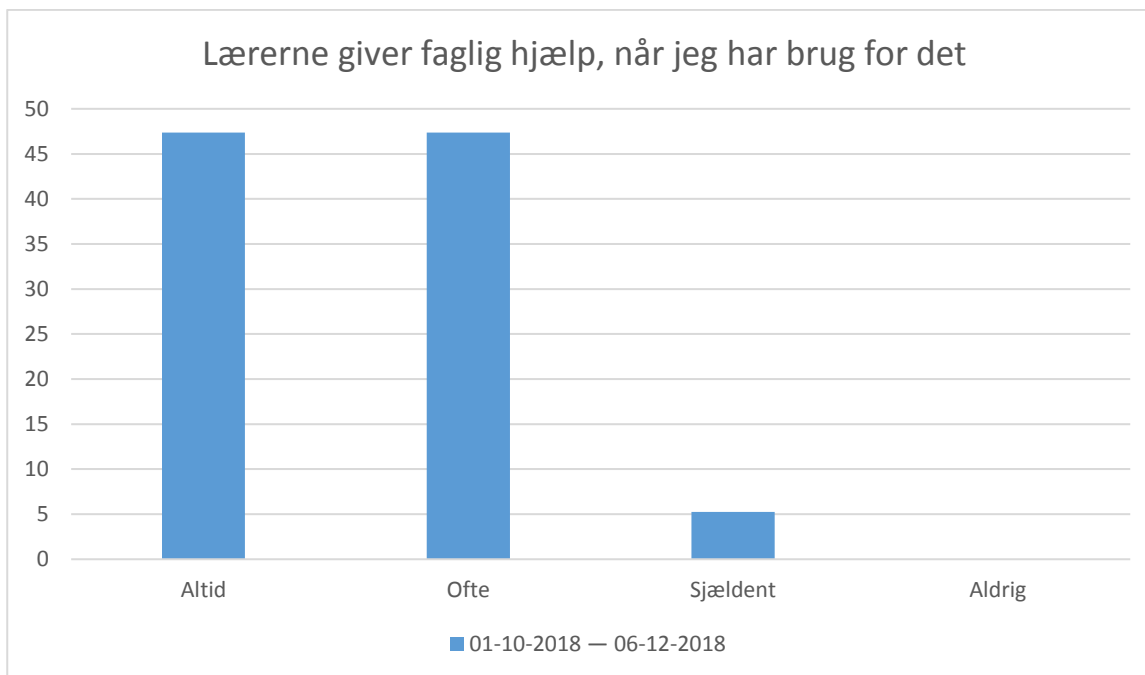
01-10-2018 — 06-12-2018; Gennemsnit: 3,2, spredning: 0,6

Svarmulighed	01-10-2018 — 06-12-2018: Antal	01-10-2018 — 06-12-2018: Andel (%)
Altid	11	30
Ofte	22	59
Sjældent	4	11
Aldrig	0	0
Total	37	-



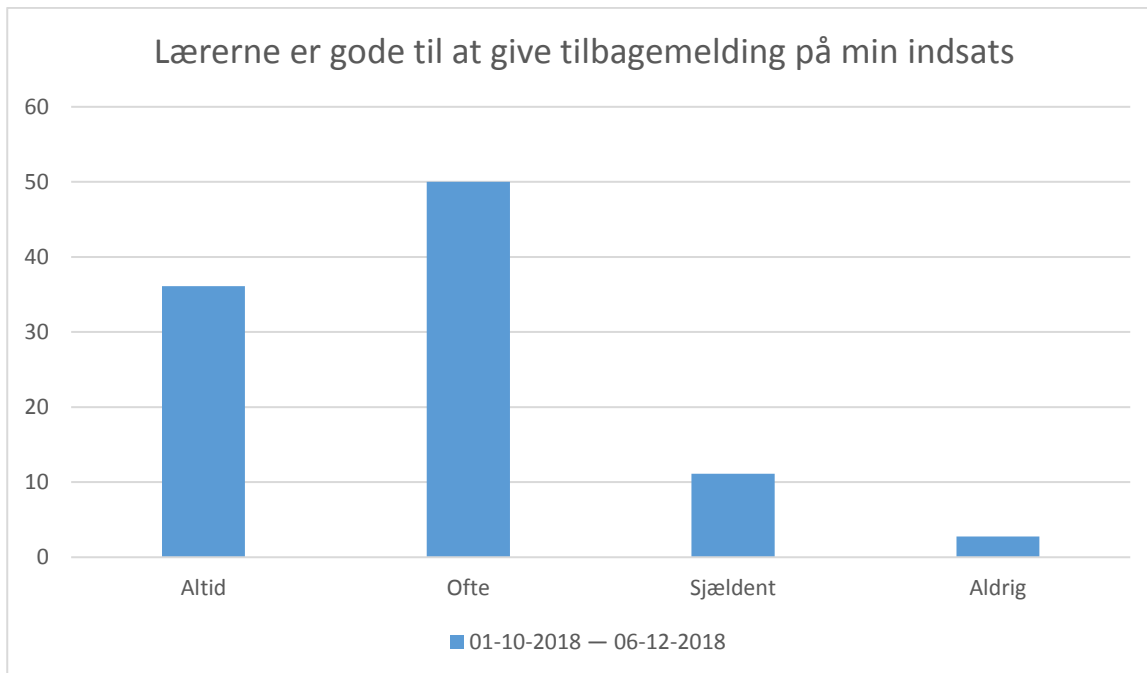
01-10-2018 — 06-12-2018; Gennemsnit: 3,4, spredning: 0,6

Svarmulighed	01-10-2018 — 06-12-2018: Antal	01-10-2018 — 06-12-2018: Andel (%)
Altid	16	43
Ofte	20	54
Sjældent	1	3
Aldrig	0	0
Total	37	-



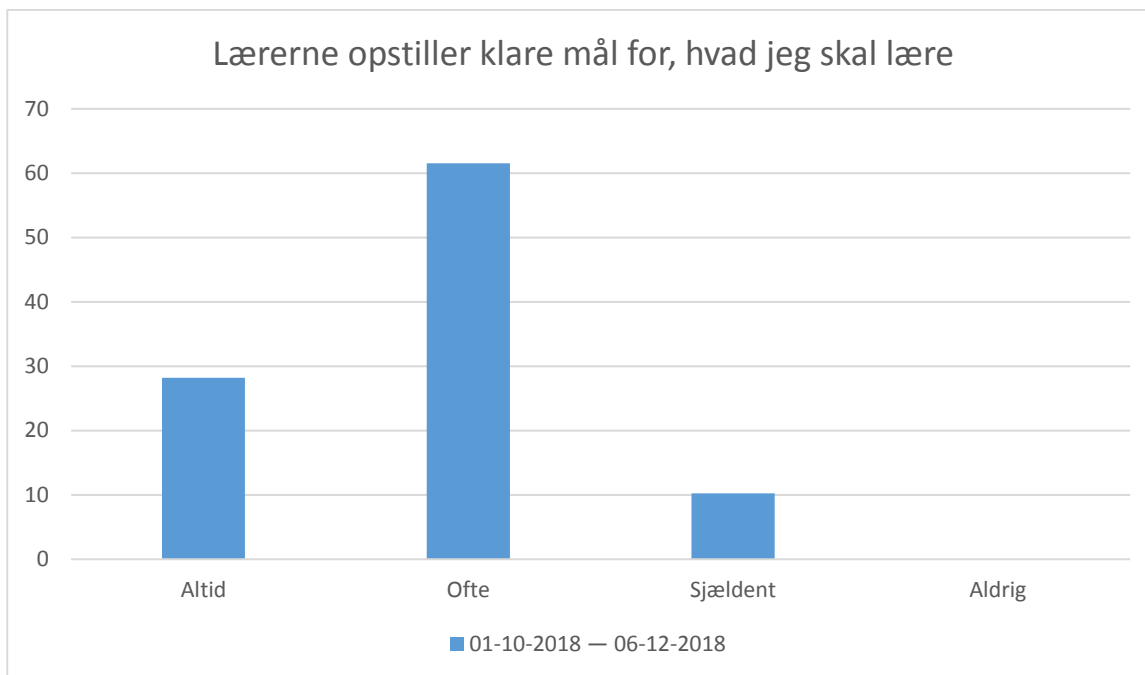
01-10-2018 — 06-12-2018; Gennemsnit: 3,4, spredning: 0,6

Svarmulighed	01-10-2018 — 06-12-2018: Antal	01-10-2018 — 06-12-2018: Andel (%)
Altid	18	47
Ofte	18	47
Sjældent	2	5
Aldrig	0	0
Total	38	-



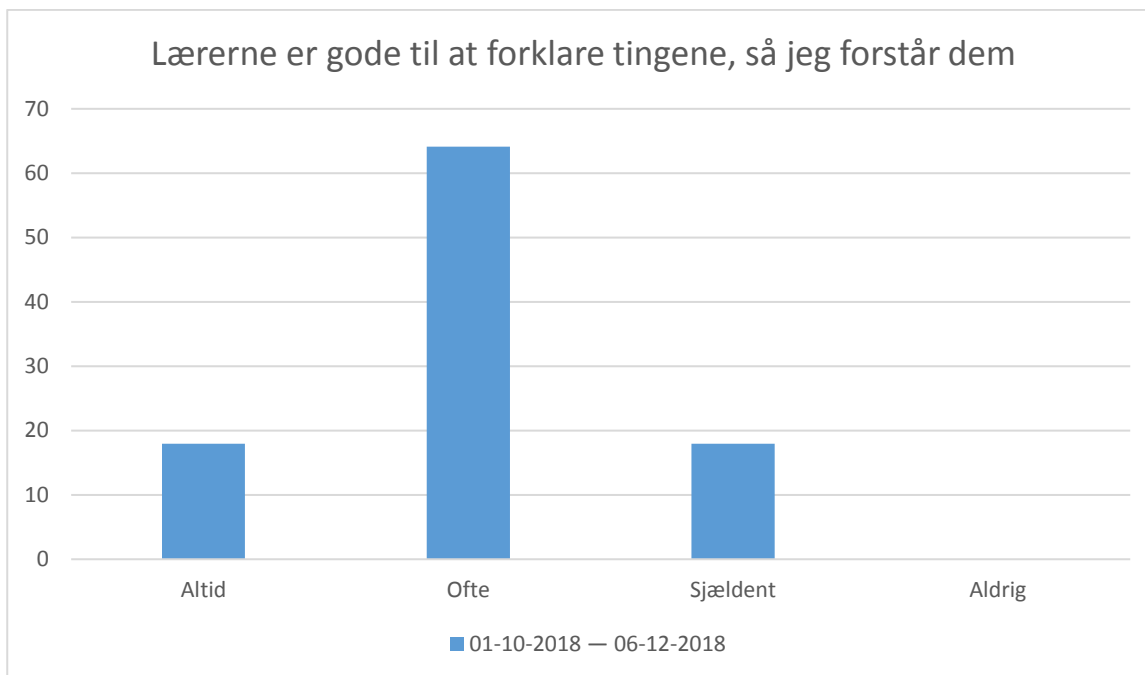
01-10-2018 — 06-12-2018; Gennemsnit: 3,2, spredning: 0,7

Svarmulighed	01-10-2018 — 06-12-2018: Antal	01-10-2018 — 06-12-2018: Andel (%)
Altid	13	36
Ofte	18	50
Sjældent	4	11
Aldrig	1	3
Total	36	-



01-10-2018 — 06-12-2018; Gennemsnit: 3,2, spredning: 0,6

Svarmulighed	01-10-2018 — 06-12-2018: Antal	01-10-2018 — 06-12-2018: Andel (%)
Altid	11	28
Ofte	24	62
Sjældent	4	10
Aldrig	0	0
Total	39	-



01-10-2018 — 06-12-2018; Gennemsnit: 3, spredning: 0,6

Svarmulighed	01-10-2018 — 06-12-2018: Antal	01-10-2018 — 06-12-2018: Andel (%)
Altid	7	18
Ofte	25	64
Sjældent	7	18
Aldrig	0	0
Total	39	-

● Indikatorrapport

Periode	Egen indsats og motivation	Læringsmiljø	Velbefindende	Fysiske rammer	Egne evner	Vurdering af praktikforløb
1	4.2	4.3	4.4	4.1	4.0	4.3

Samlet resultat, periode 1: 4.2

