


GYMNASIET HHX RINGKØBING

ETU GYM ElevTrivselsUndersøgelse 2018

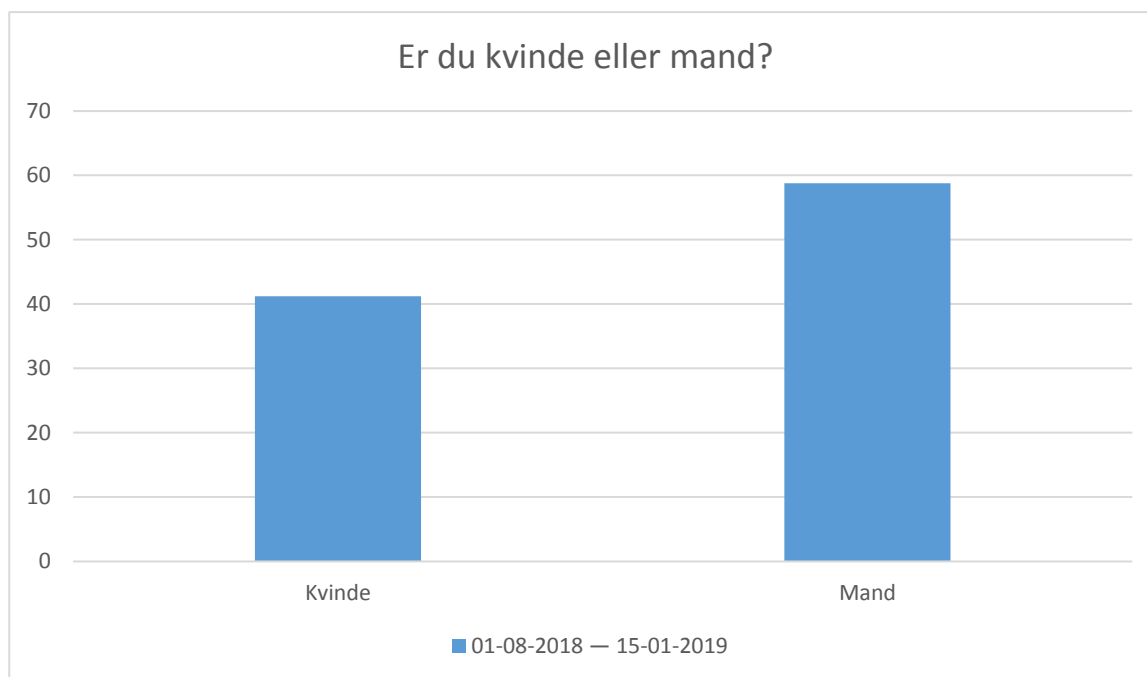


UCRS
Elevtrivselsundersøgelse

Indhold

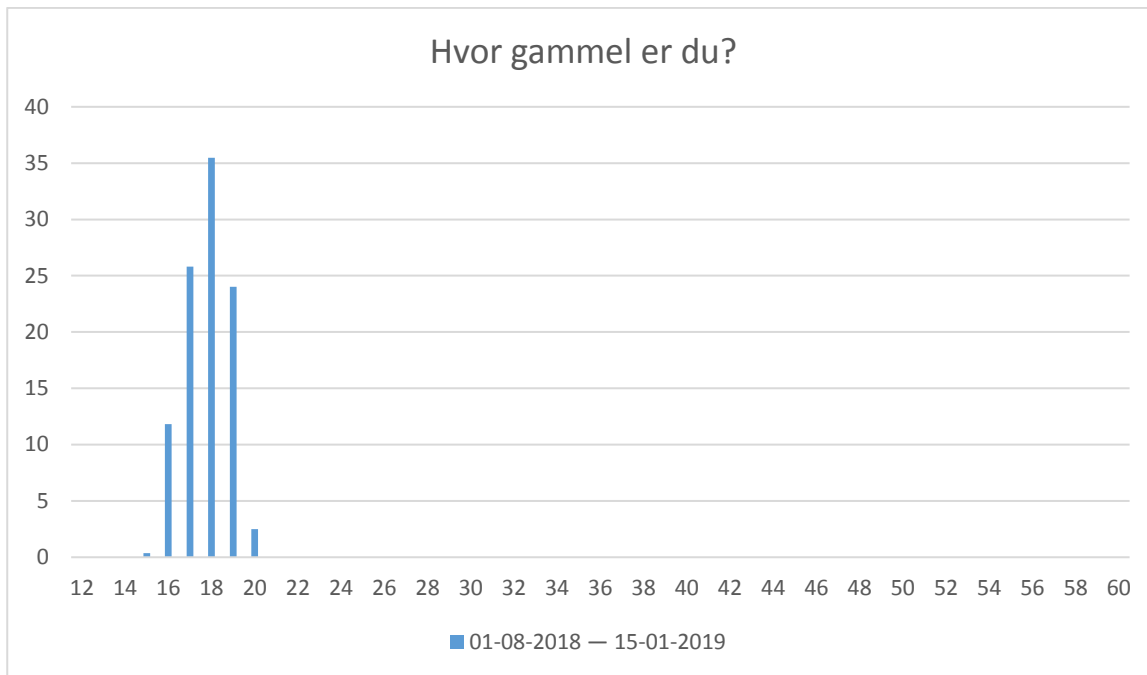
Afsnit A	2
Afsnit B.....	4
Afsnit C.....	5
Afsnit D	23
Afsnit E.....	30
Afsnit F.....	32
Afsnit G	43
Afsnit H	51

Afsnit A



01-08-2018 — 15-01-2019; Gennemsnit og spredning kan ikke beregnes.

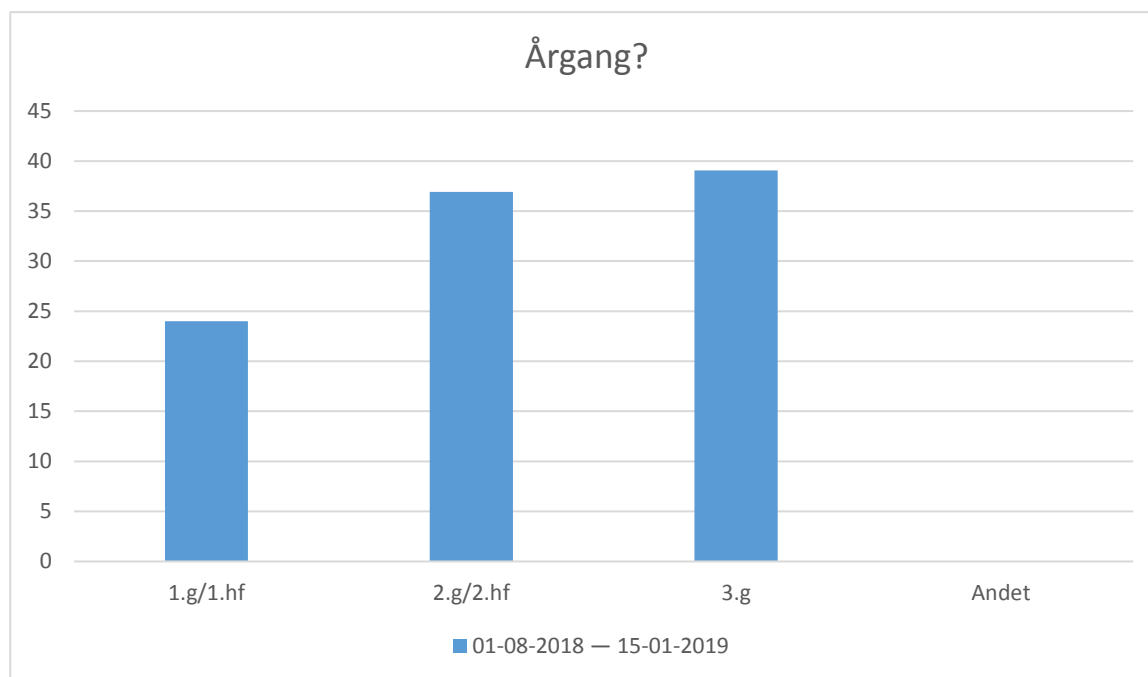
Svarmulighed	01-08-2018 — 15-01-2019: Antal	01-08-2018 — 15-01-2019: Andel (%)
Kvinde	115	41
Mand	164	59
Total	279	-



01-08-2018 — 15-01-2019; Gennemsnit: 17,8, spredning: 1

Svarmulighed	01-08-2018 — 15-01-2019: Antal	01-08-2018 — 15-01-2019: Andel (%)
12	0	0
13	0	0
14	0	0
15	1	0
16	33	12
17	72	26
18	99	35
19	67	24
20	7	3
Total	279	-

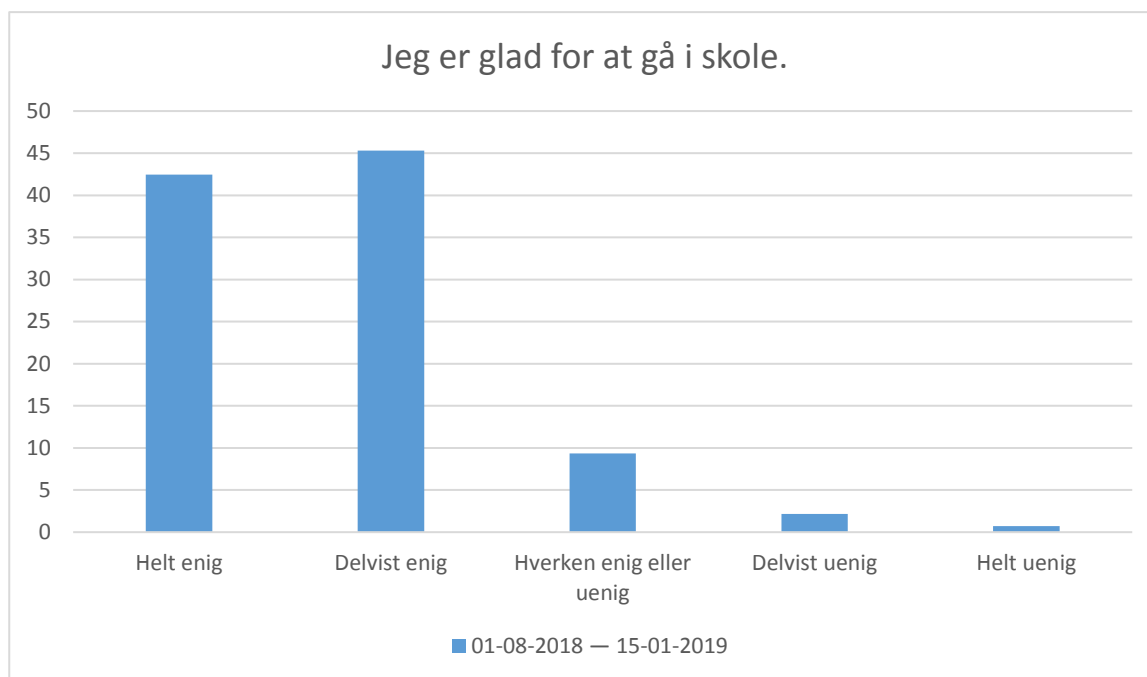
Afsnit B



01-08-2018 — 15-01-2019; Gennemsnit og spredning kan ikke beregnes.

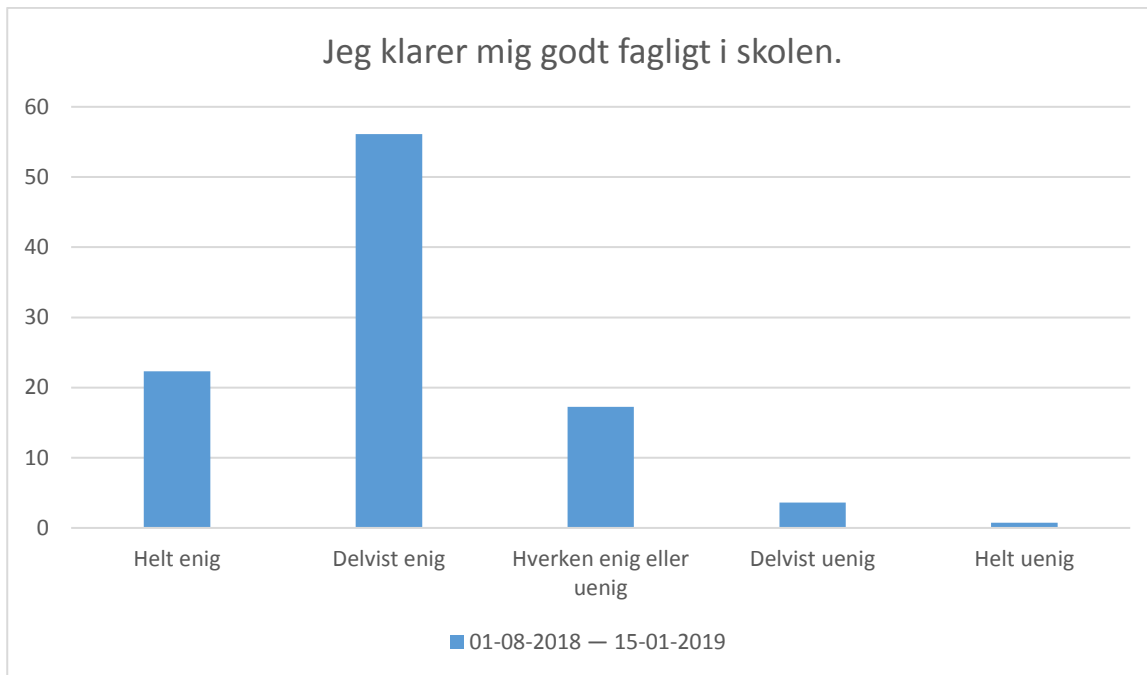
Svarmulighed	01-08-2018 — 15-01-2019: Antal	01-08-2018 — 15-01-2019: Andel (%)
1.g/1.hf	67	24
2.g/2.hf	103	37
3.g	109	39
Andet	0	0
Total	279	-

Afsnit C



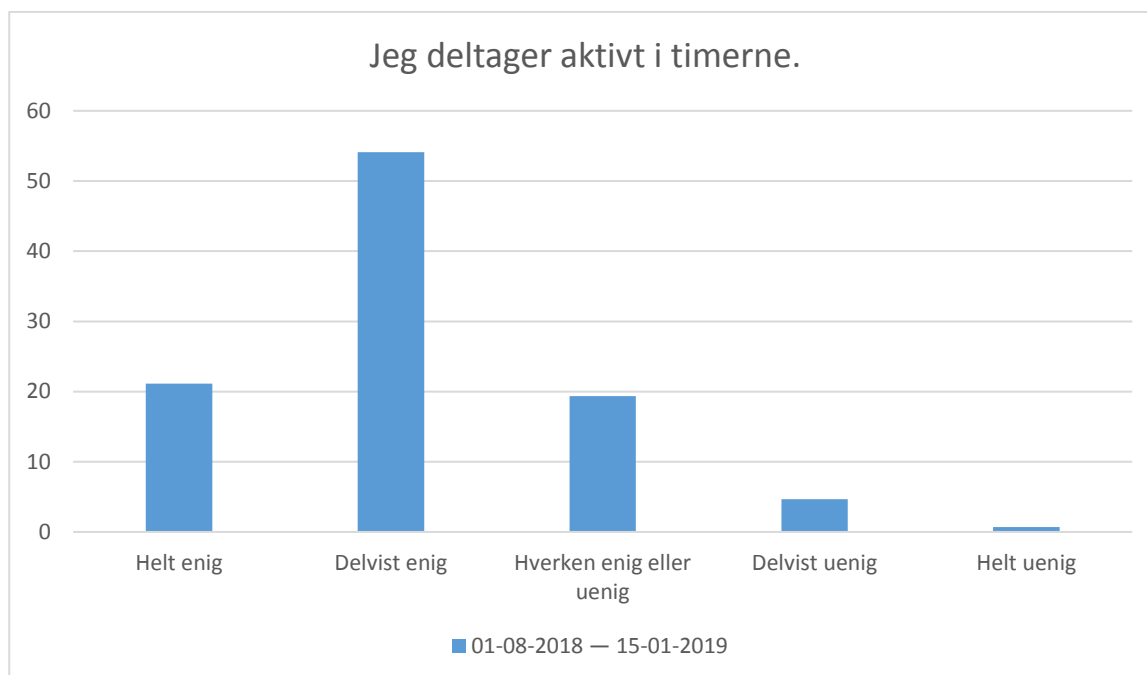
01-08-2018 — 15-01-2019; Gennemsnit: 4,3, spredning: 0,8

Svarmulighed	01-08-2018 — 15-01-2019: Antal	01-08-2018 — 15-01-2019: Andel (%)
Helt enig	118	42
Delvist enig	126	45
Hverken enig eller uenig	26	9
Delvist uenig	6	2
Helt uenig	2	1
Total	278	-



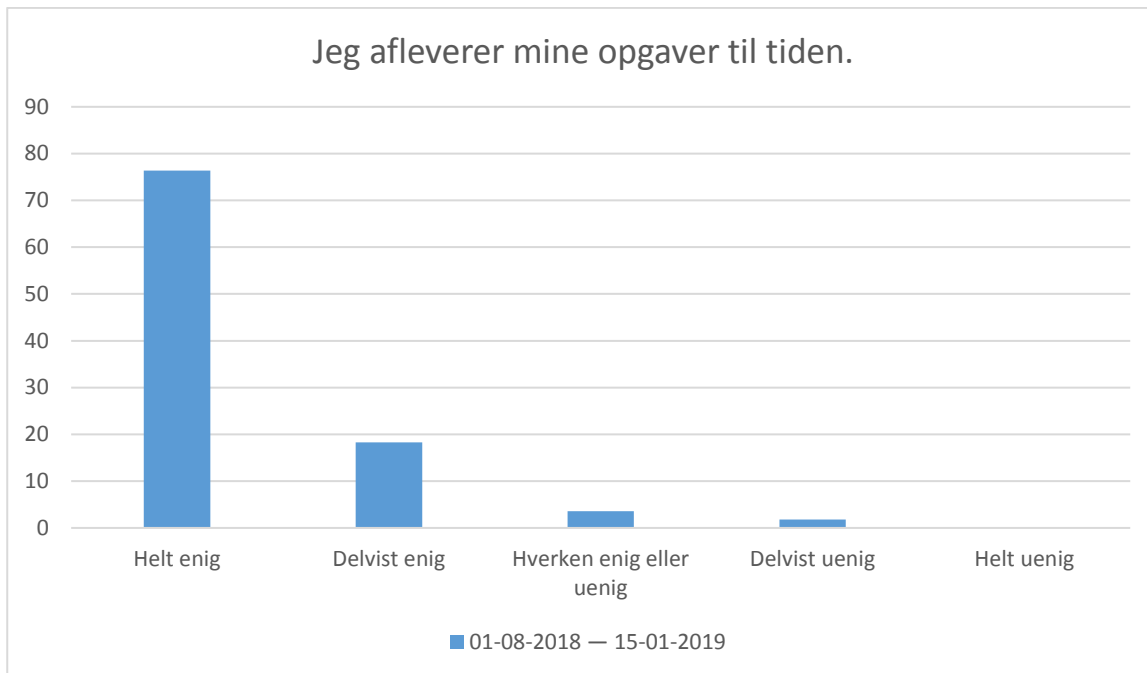
01-08-2018 — 15-01-2019; Gennemsnit: 4, spredning: 0,8

Svarmulighed	01-08-2018 — 15-01-2019: Antal	01-08-2018 — 15-01-2019: Andel (%)
Helt enig	62	22
Delvist enig	156	56
Hverken enig eller uenig	48	17
Delvist uenig	10	4
Helt uenig	2	1
Total	278	-



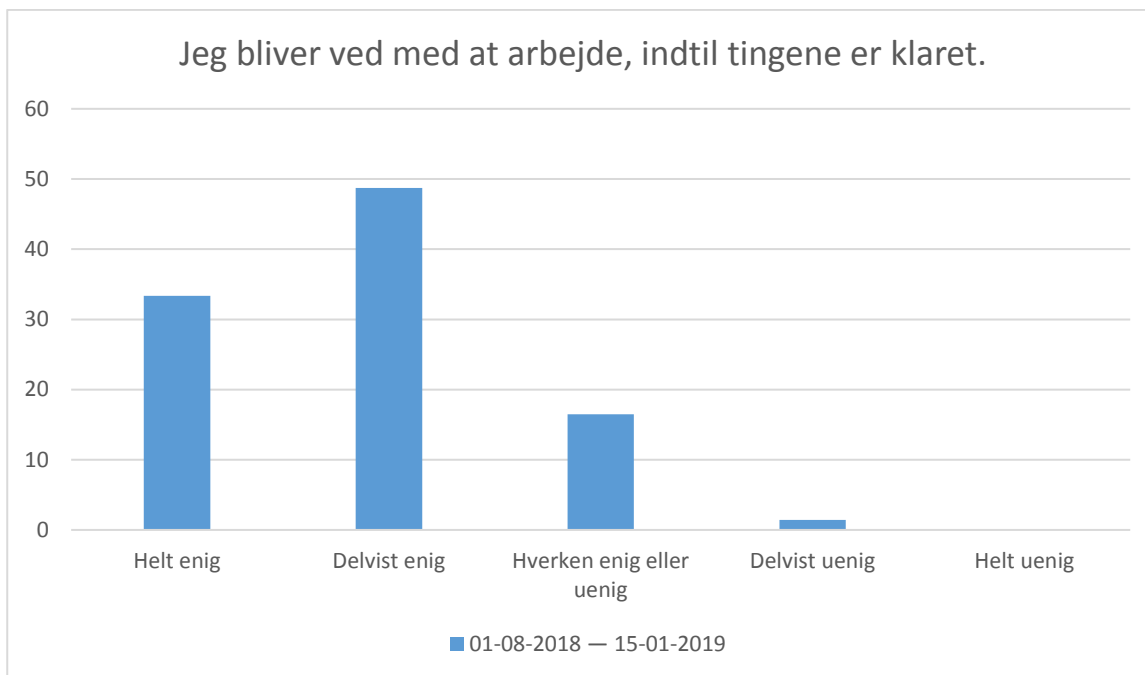
01-08-2018 — 15-01-2019; Gennemsnit: 3,9, spredning: 0,8

Svarmulighed	01-08-2018 — 15-01-2019: Antal	01-08-2018 — 15-01-2019: Andel (%)
Helt enig	59	21
Delvist enig	151	54
Hverken enig eller uenig	54	19
Delvist uenig	13	5
Helt uenig	2	1
Total	279	-



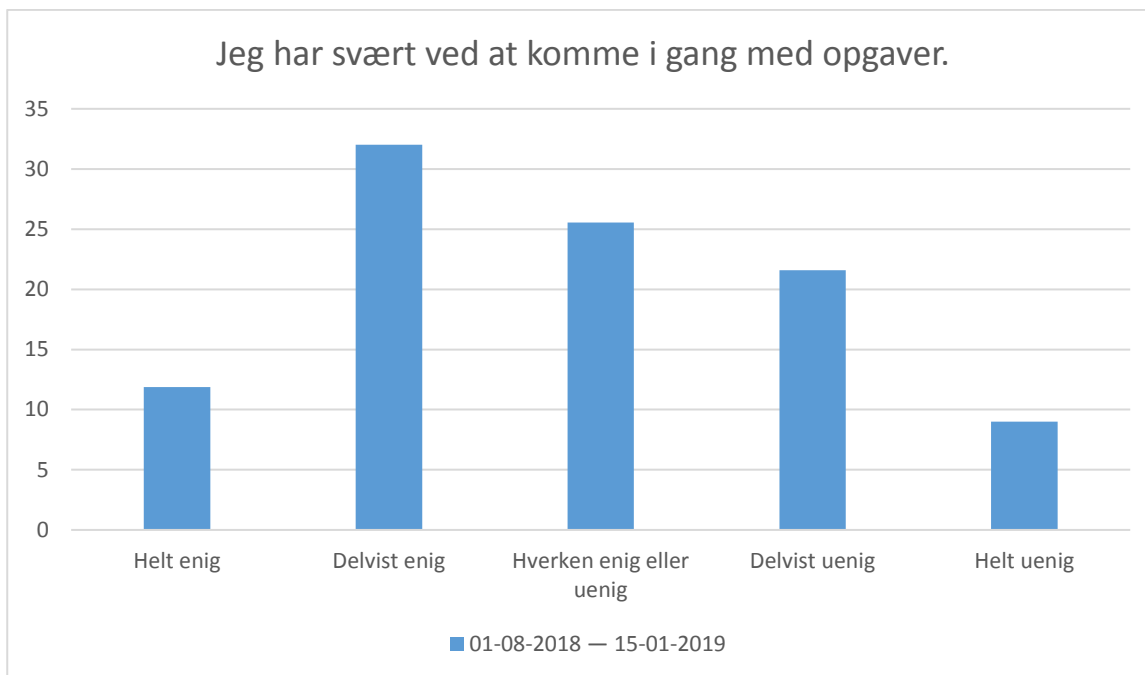
01-08-2018 — 15-01-2019; Gennemsnit: 4,7, spredning: 0,6

Svarmulighed	01-08-2018 — 15-01-2019: Antal	01-08-2018 — 15-01-2019: Andel (%)
Helt enig	213	76
Delvist enig	51	18
Hverken enig eller uenig	10	4
Delvist uenig	5	2
Helt uenig	0	0
Total	279	-



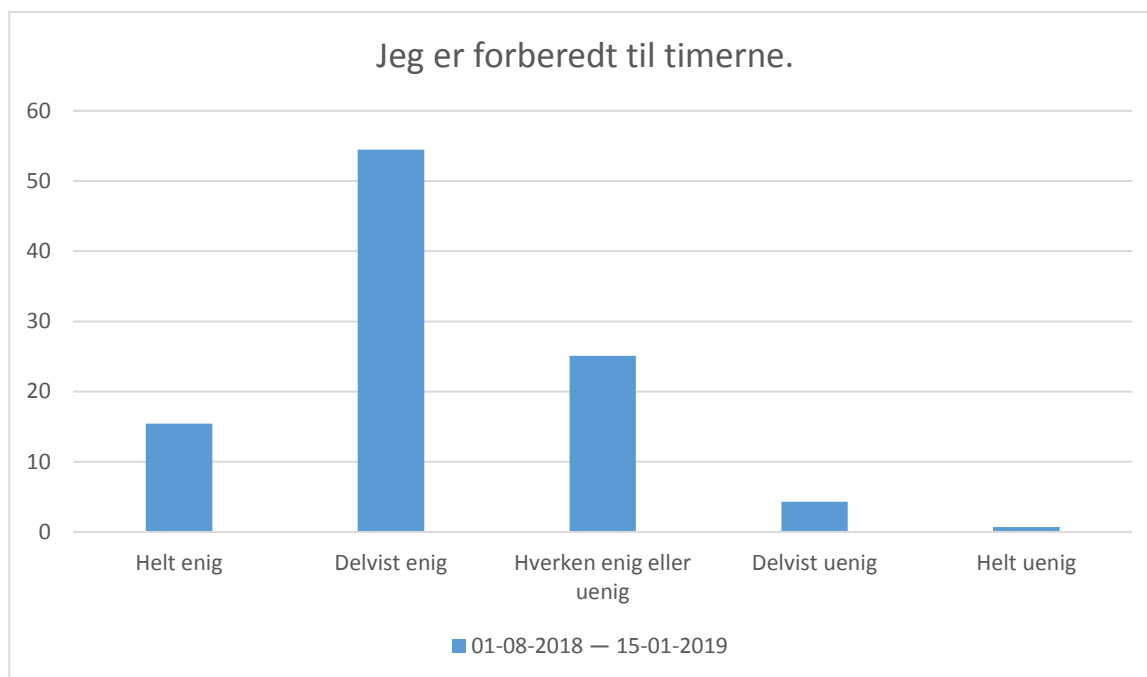
01-08-2018 — 15-01-2019; Gennemsnit: 4,1, spredning: 0,7

Svarmulighed	01-08-2018 — 15-01-2019: Antal	01-08-2018 — 15-01-2019: Andel (%)
Helt enig	93	33
Delvist enig	136	49
Hverken enig eller uenig	46	16
Delvist uenig	4	1
Helt uenig	0	0
Total	279	-



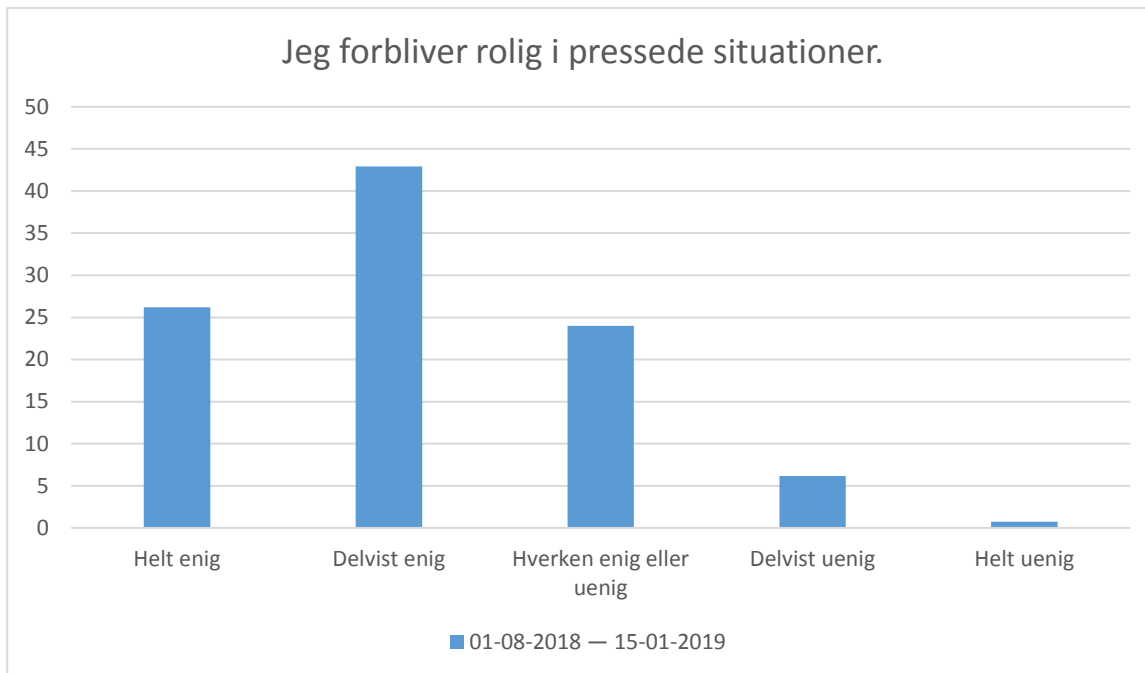
01-08-2018 — 15-01-2019; Gennemsnit: 3,2, spredning: 1,2

Svarmulighed	01-08-2018 — 15-01-2019: Antal	01-08-2018 — 15-01-2019: Andel (%)
Helt enig	33	12
Delvist enig	89	32
Hverken enig eller uenig	71	26
Delvist uenig	60	22
Helt uenig	25	9
Total	278	-



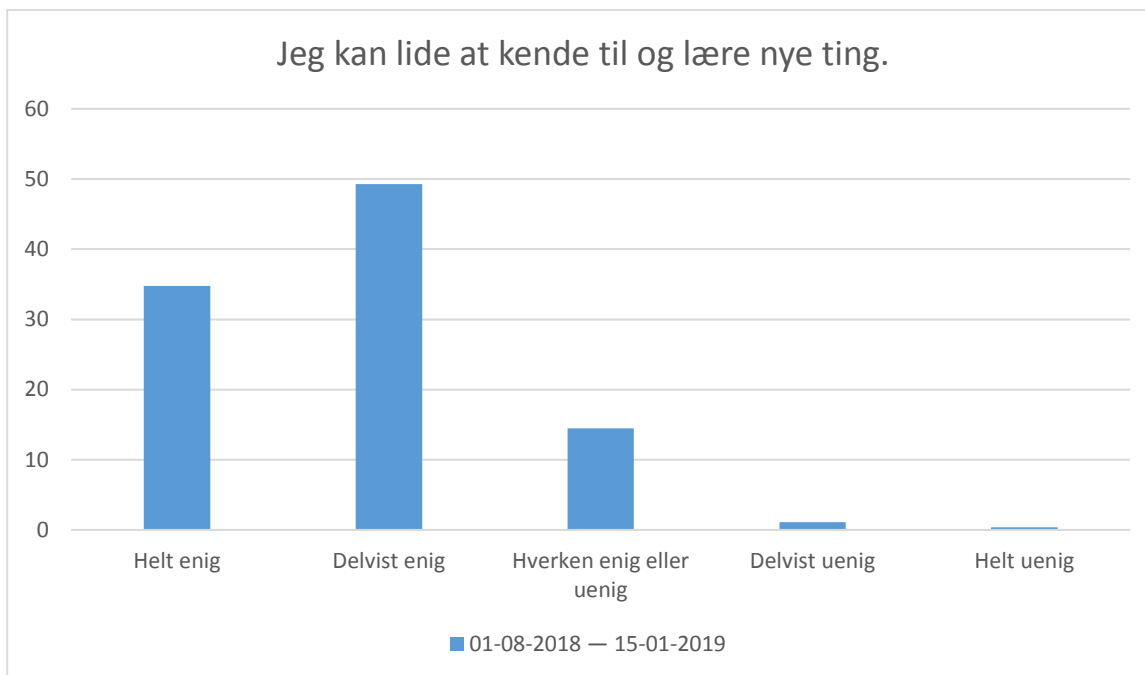
01-08-2018 — 15-01-2019; Gennemsnit: 3,8, spredning: 0,8

Svarmulighed	01-08-2018 — 15-01-2019: Antal	01-08-2018 — 15-01-2019: Andel (%)
Helt enig	43	15
Delvist enig	152	54
Hverken enig eller uenig	70	25
Delvist uenig	12	4
Helt uenig	2	1
Total	279	-



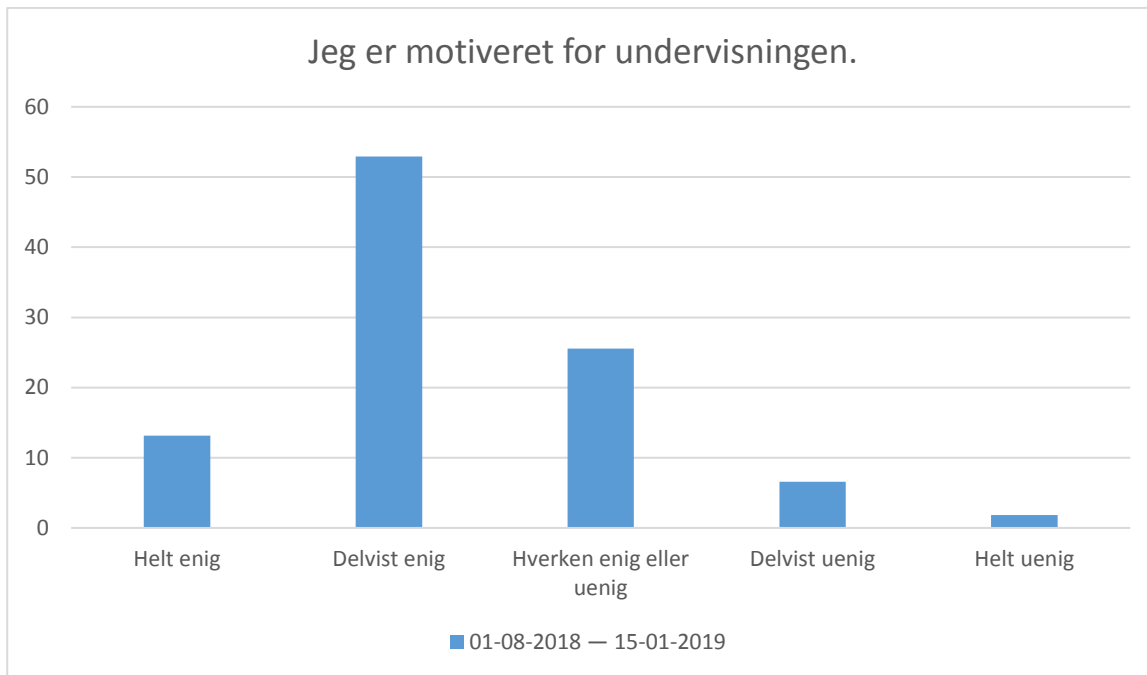
01-08-2018 — 15-01-2019; Gennemsnit: 3,9, spredning: 0,9

Svarmulighed	01-08-2018 — 15-01-2019: Antal	01-08-2018 — 15-01-2019: Andel (%)
Helt enig	72	26
Delvist enig	118	43
Hverken enig eller uenig	66	24
Delvist uenig	17	6
Helt uenig	2	1
Total	275	-



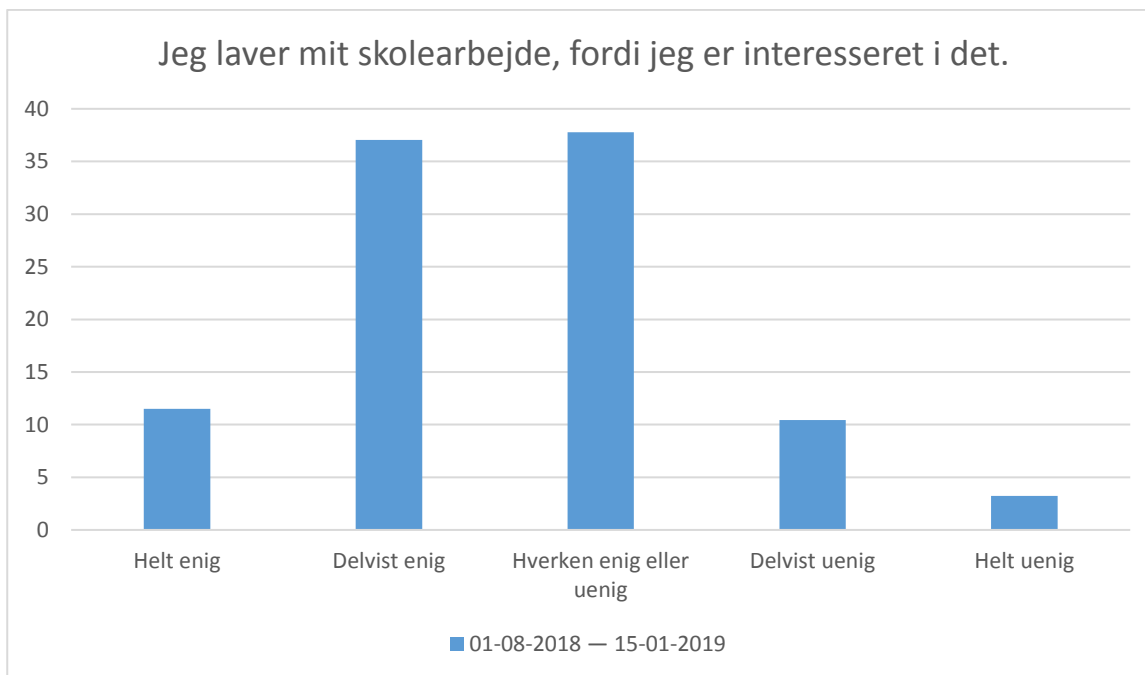
01-08-2018 — 15-01-2019; Gennemsnit: 4,2, spredning: 0,7

Svarmulighed	01-08-2018 — 15-01-2019: Antal		01-08-2018 — 15-01-2019: Andel (%)	
Helt enig	96	35	35	35
Deltvist enig	136	49	49	49
Hverken enig eller uenig	40	14	14	14
Deltvist uenig	3	1	1	1
Helt uenig	1	0	0	0
Total	276	-	-	-



01-08-2018 — 15-01-2019; Gennemsnit: 3,7, spredning: 0,8

Svarmulighed	01-08-2018 — 15-01-2019: Antal	01-08-2018 — 15-01-2019: Andel (%)
Helt enig	36	13
Delvist enig	145	53
Hverken enig eller uenig	70	26
Delvist uenig	18	7
Helt uenig	5	2
Total	274	-



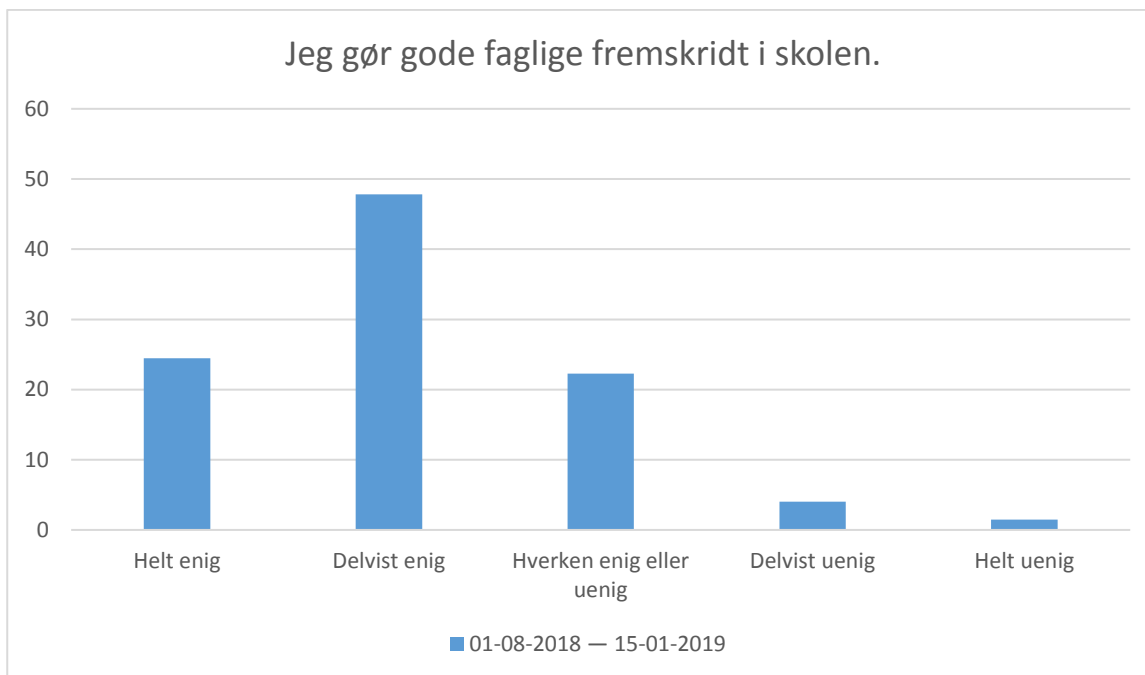
01-08-2018 — 15-01-2019; Gennemsnit: 3,4, spredning: 0,9

Svarmulighed	01-08-2018 — 15-01-2019: Antal	01-08-2018 — 15-01-2019: Andel (%)
Helt enig	32	12
Delvist enig	103	37
Hverken enig eller uenig	105	38
Delvist uenig	29	10
Helt uenig	9	3
Total	278	-



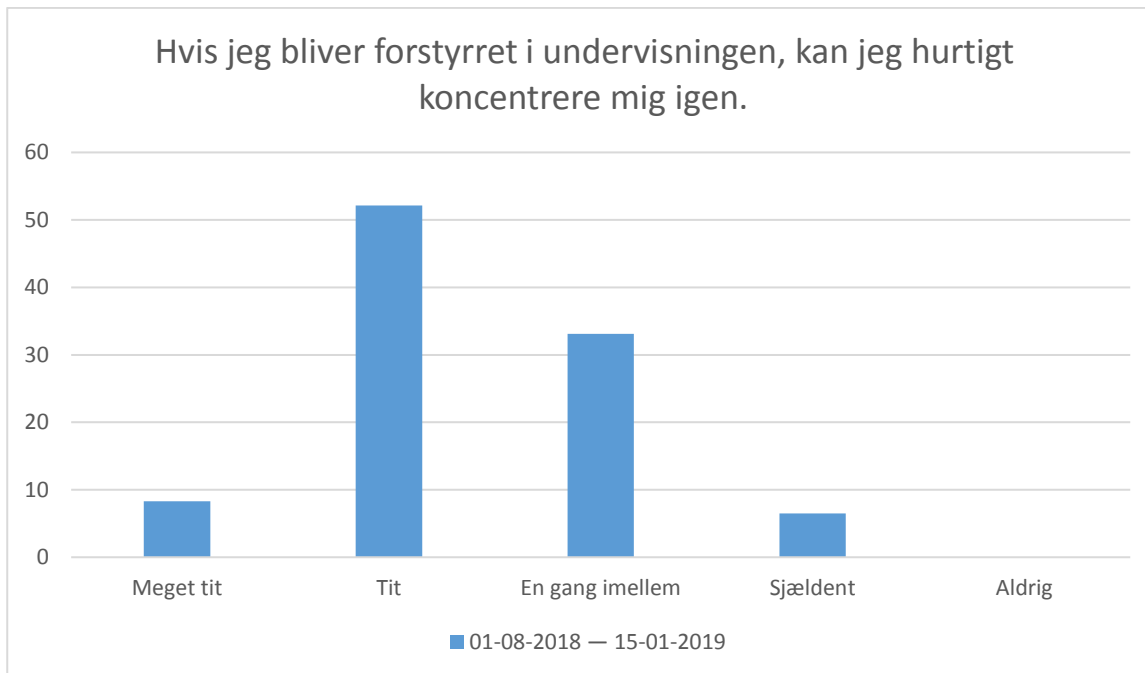
01-08-2018 — 15-01-2019; Gennemsnit: 3,9, spredning: 1

Svarmulighed	01-08-2018 — 15-01-2019: Antal	01-08-2018 — 15-01-2019: Andel (%)
Helt enig	91	33
Delvist enig	93	33
Hverken enig eller uenig	65	23
Delvist uenig	23	8
Helt uenig	6	2
Total	278	-



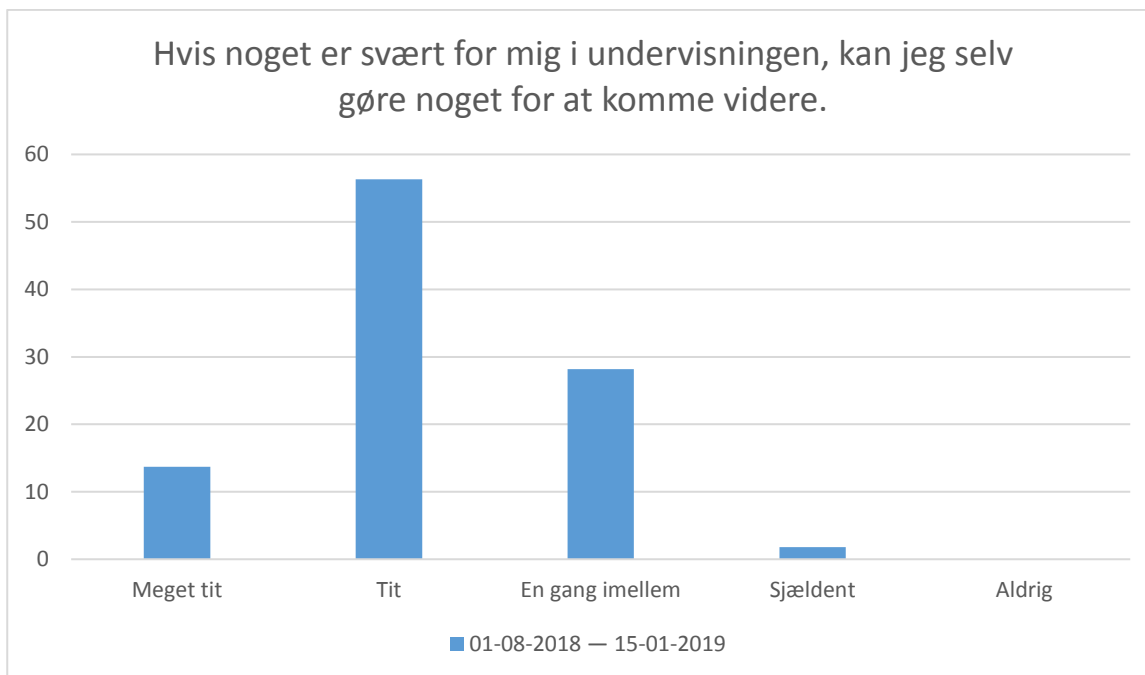
01-08-2018 — 15-01-2019; Gennemsnit: 3,9, spredning: 0,9

Svarmulighed	01-08-2018 — 15-01-2019: Antal		01-08-2018 — 15-01-2019: Andel (%)	
Helt enig		67		24
Delvist enig		131		48
Hverken enig eller uenig		61		22
Delvist uenig		11		4
Helt uenig		4		1
Total		274		-



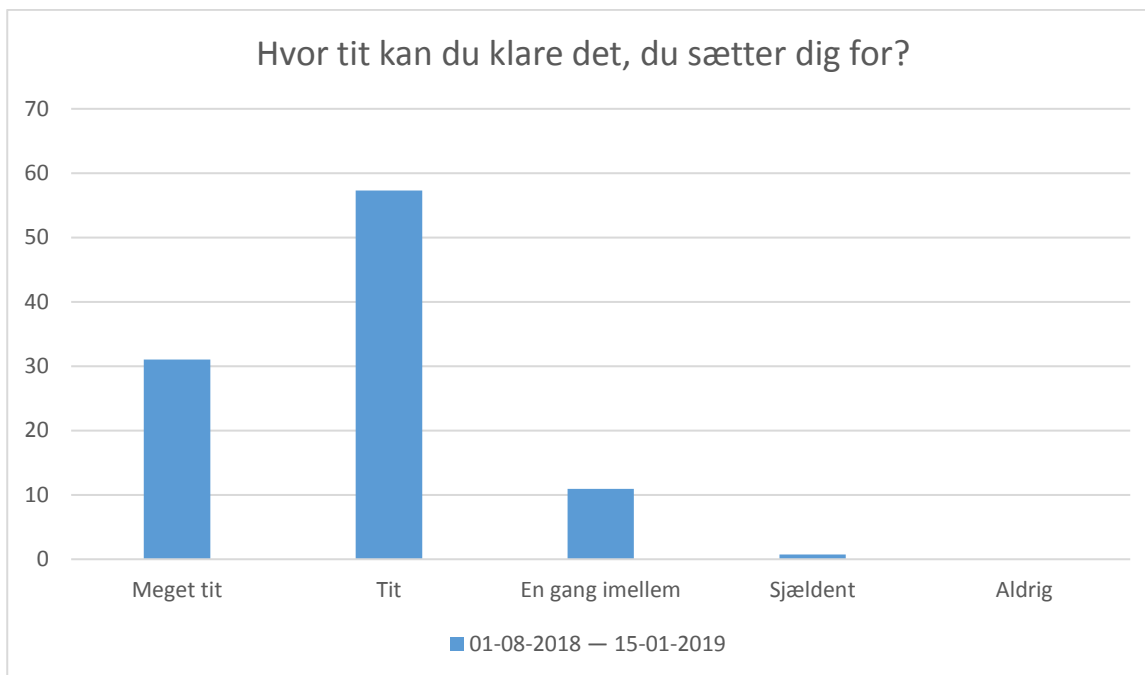
01-08-2018 — 15-01-2019; Gennemsnit: 3,6, spredning: 0,7

Svarmulighed	01-08-2018 — 15-01-2019: Antal	01-08-2018 — 15-01-2019: Andel (%)
Meget tit	23	8
Tit	145	52
En gang imellem	92	33
Sjældent	18	6
Aldrig	0	0
Total	278	-



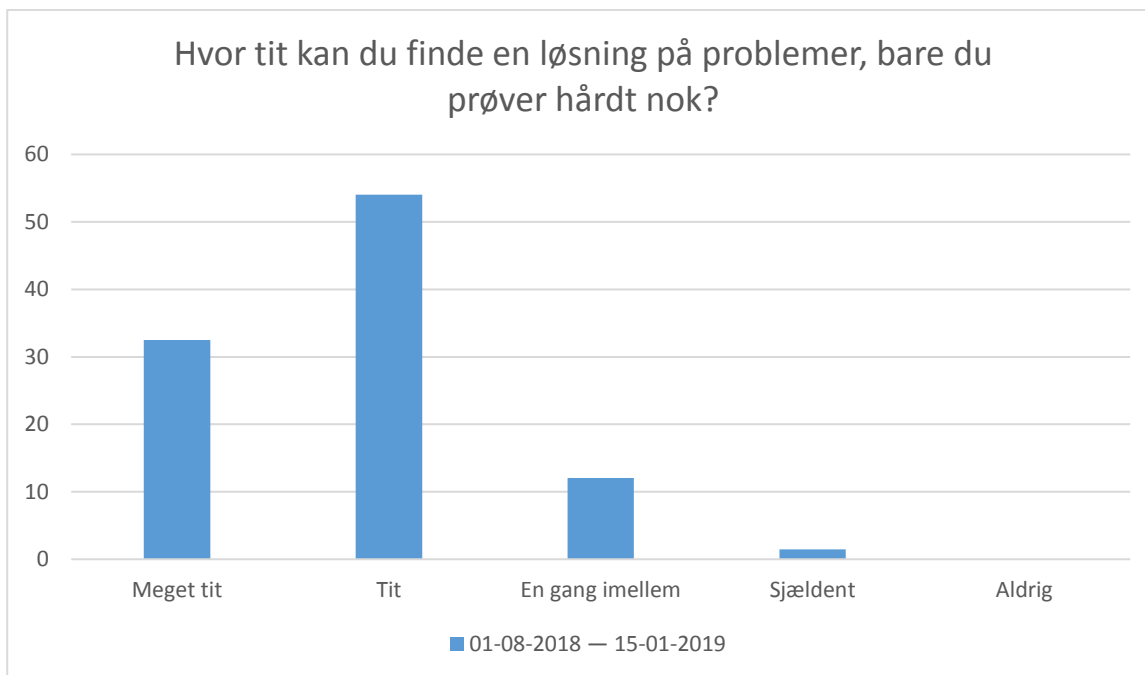
01-08-2018 — 15-01-2019; Gennemsnit: 3,8, spredning: 0,7

Svarmulighed	01-08-2018 — 15-01-2019: Antal	01-08-2018 — 15-01-2019: Andel (%)
Meget tit	38	14
Tit	156	56
En gang imellem	78	28
Sjældent	5	2
Aldrig	0	0
Total	277	-



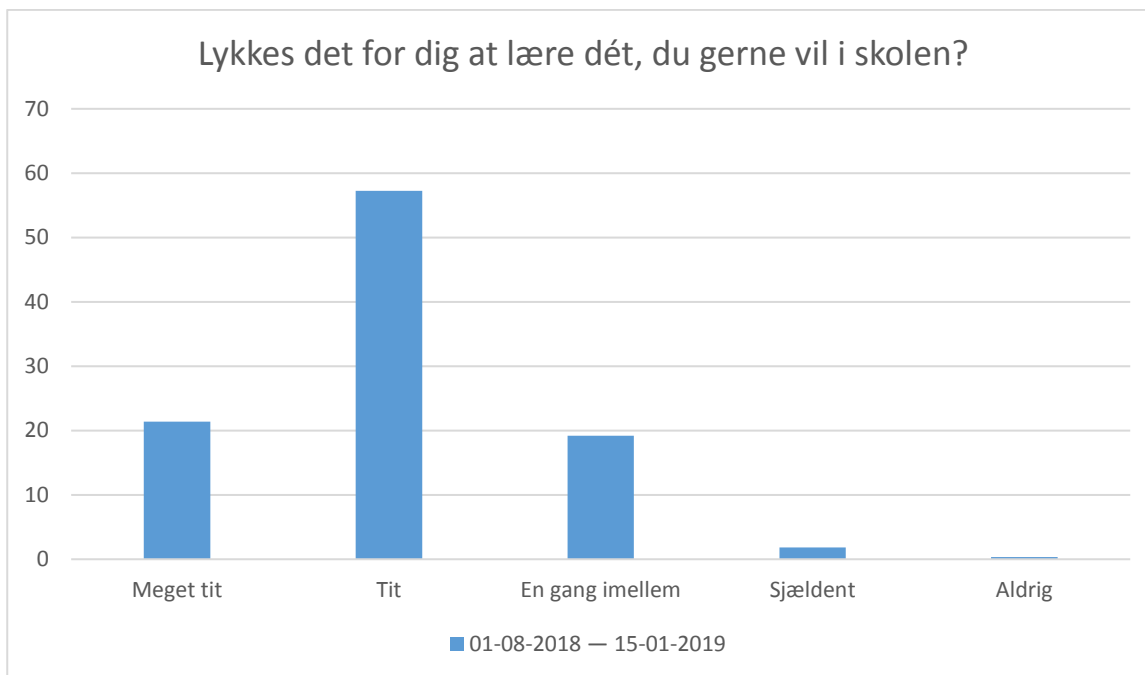
01-08-2018 — 15-01-2019; Gennemsnit: 4,2, spredning: 0,6

Svarmulighed	01-08-2018 — 15-01-2019: Antal	01-08-2018 — 15-01-2019: Andel (%)
Meget tit	85	31
Tit	157	57
En gang imellem	30	11
Sjældent	2	1
Aldrig	0	0
Total	274	-



01-08-2018 — 15-01-2019; Gennemsnit: 4,2, spredning: 0,7

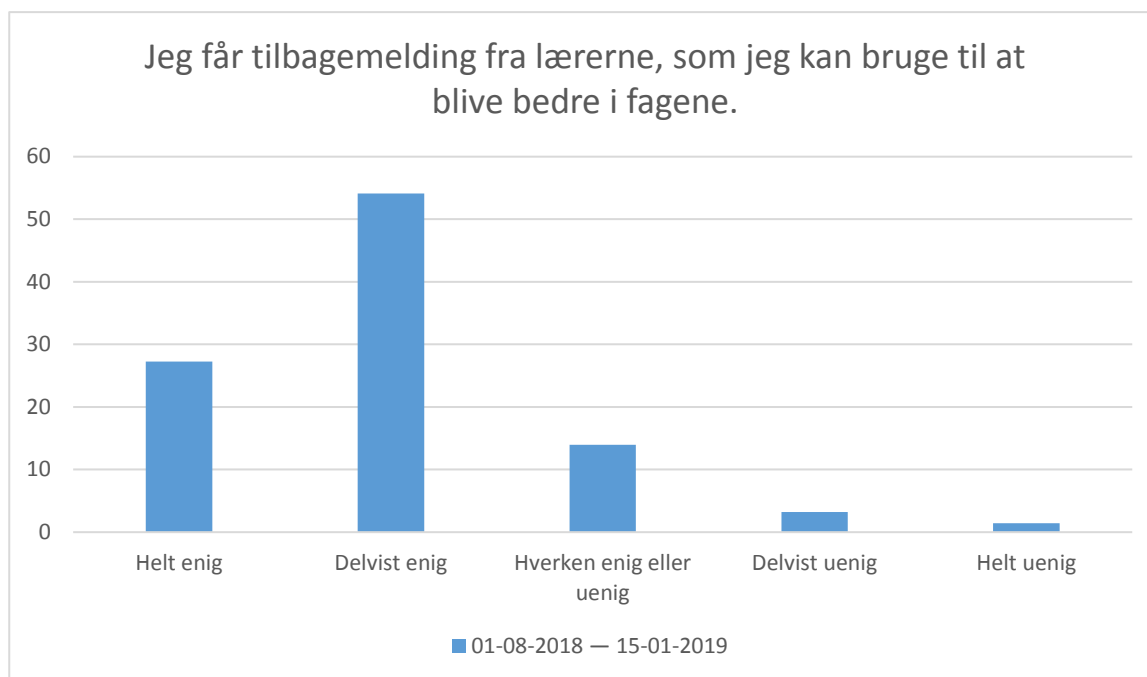
Svarmulighed	01-08-2018 — 15-01-2019: Antal	01-08-2018 — 15-01-2019: Andel (%)
Meget tit	89	32
Tit	148	54
En gang imellem	33	12
Sjældent	4	1
Aldrig	0	0
Total	274	-



01-08-2018 — 15-01-2019; Gennemsnit: 4, spredning: 0,7

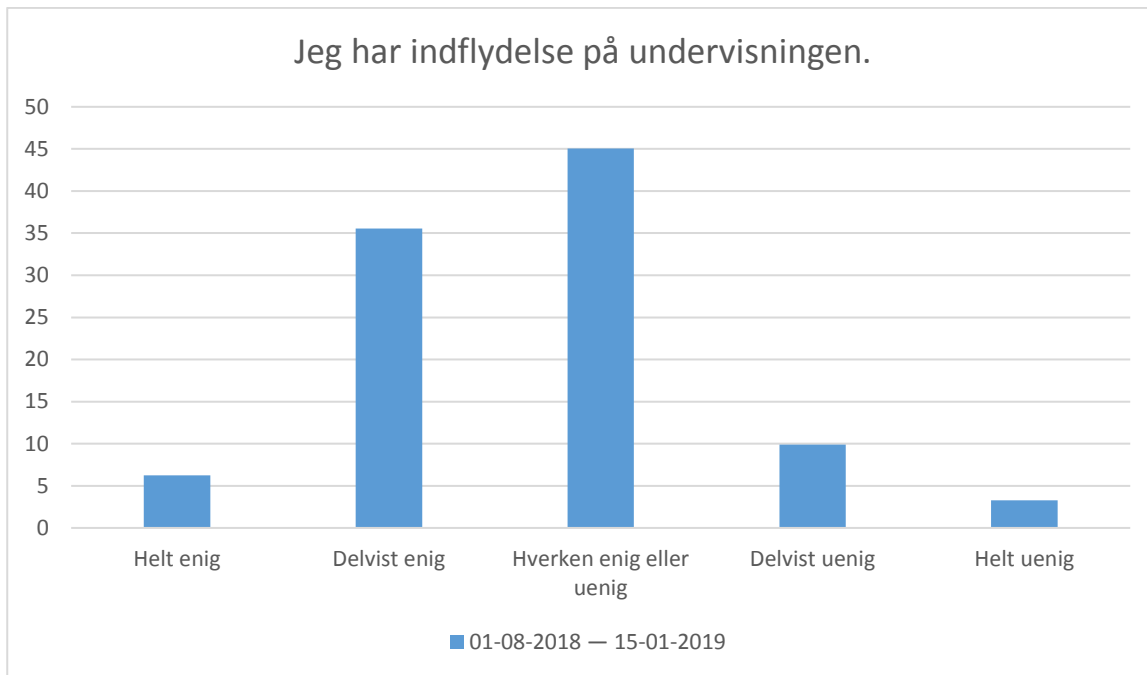
Svarmulighed	01-08-2018 — 15-01-2019: Antal	01-08-2018 — 15-01-2019: Andel (%)
Meget tit	59	21
Tit	158	57
En gang imellem	53	19
Sjældent	5	2
Aldrig	1	0
Total	276	-

Afsnit D



01-08-2018 — 15-01-2019; Gennemsnit: 4, spredning: 0,8

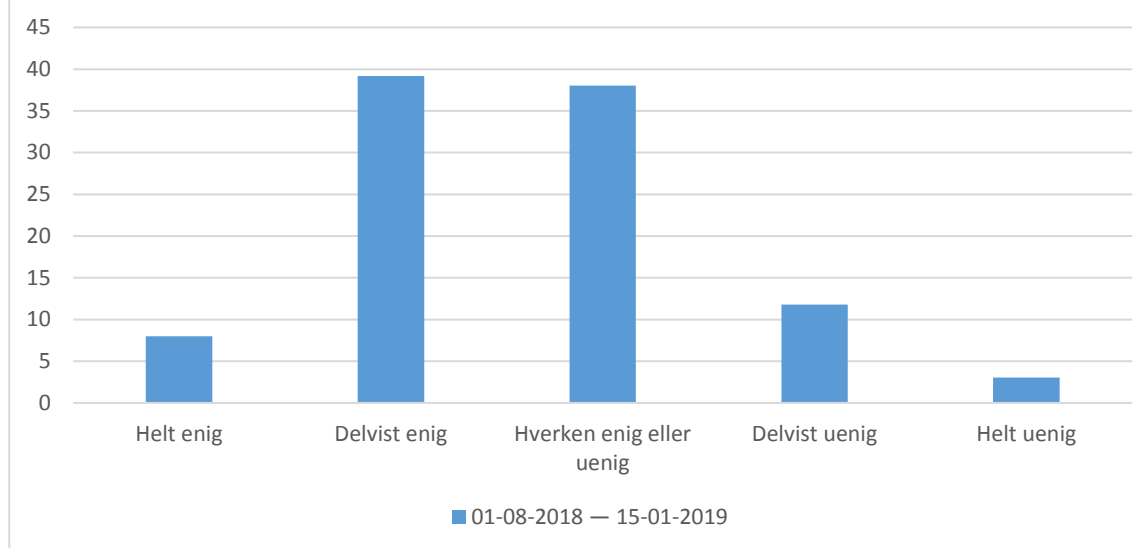
Svarmulighed	01-08-2018 — 15-01-2019: Antal	01-08-2018 — 15-01-2019: Andel (%)
Helt enig	76	27
Delvist enig	151	54
Hverken enig eller uenig	39	14
Delvist uenig	9	3
Helt uenig	4	1
Total	279	-



01-08-2018 — 15-01-2019; Gennemsnit: 3,3, spredning: 0,9

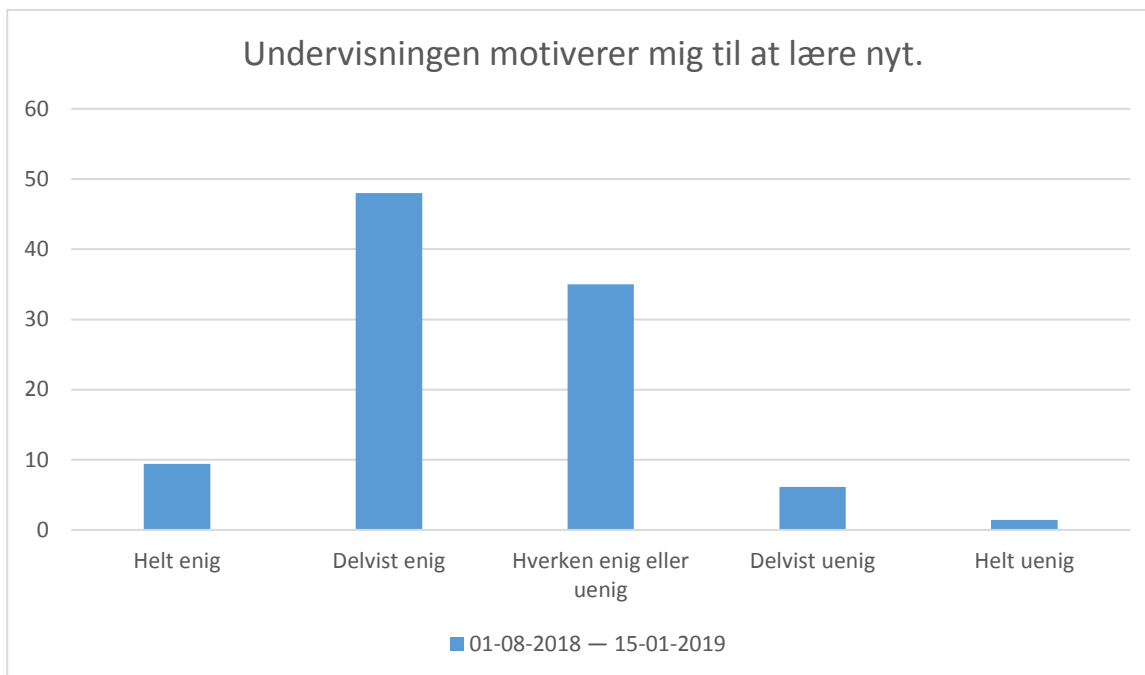
Svarmulighed	01-08-2018 — 15-01-2019: Antal	01-08-2018 — 15-01-2019: Andel (%)
Helt enig	17	6
Delvist enig	97	36
Hverken enig eller uenig	123	45
Delvist uenig	27	10
Helt uenig	9	3
Total	273	-

Lærerne sørger for, at elevernes ideer bliver brugt i undervisningen.



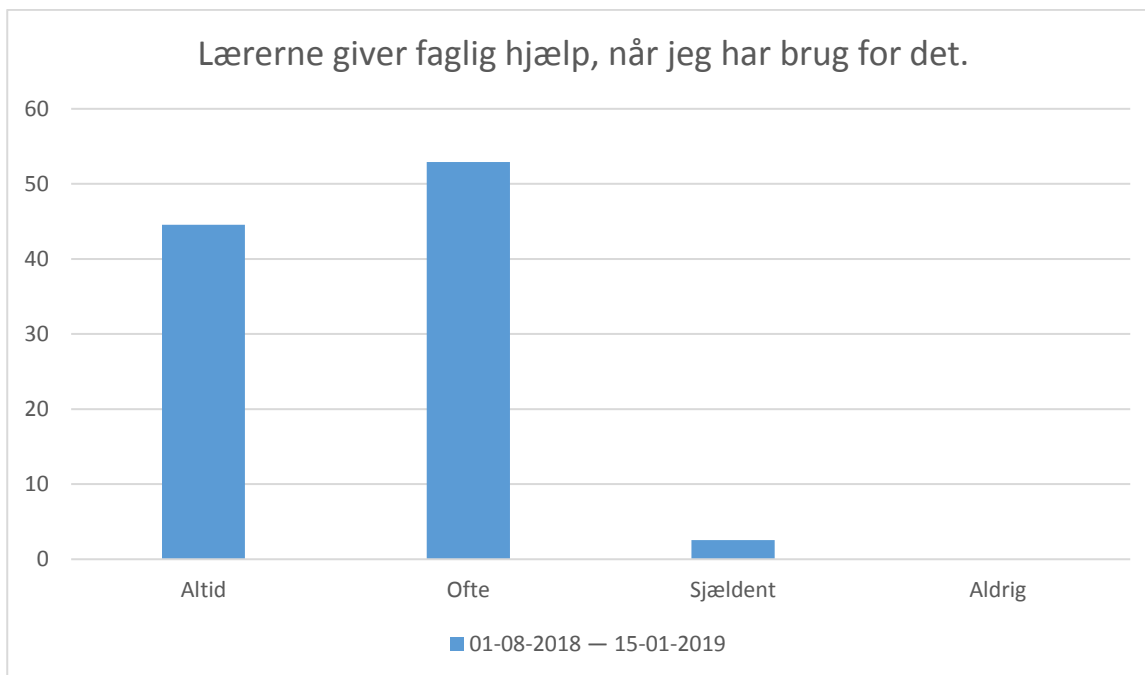
01-08-2018 — 15-01-2019; Gennemsnit: 3,4, spredning: 0,9

Svarmulighed	01-08-2018 — 15-01-2019: Antal	01-08-2018 — 15-01-2019: Andel (%)
Helt enig	21	8
Delvist enig	103	39
Hverken enig eller uenig	100	38
Delvist uenig	31	12
Helt uenig	8	3
Total	263	-



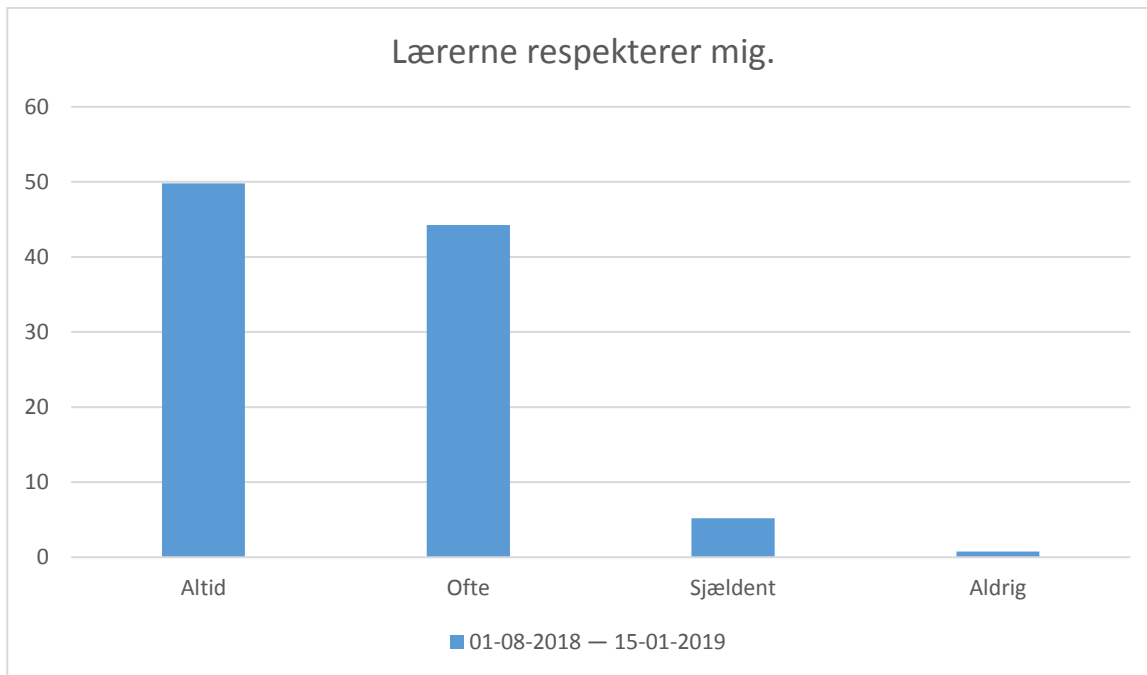
01-08-2018 — 15-01-2019; Gennemsnit: 3,6, spredning: 0,8

Svarmulighed	01-08-2018 — 15-01-2019: Antal	01-08-2018 — 15-01-2019: Andel (%)
Helt enig	26	9
Deltvist enig	133	48
Hverken enig eller uenig	97	35
Deltvist uenig	17	6
Helt uenig	4	1
Total	277	-



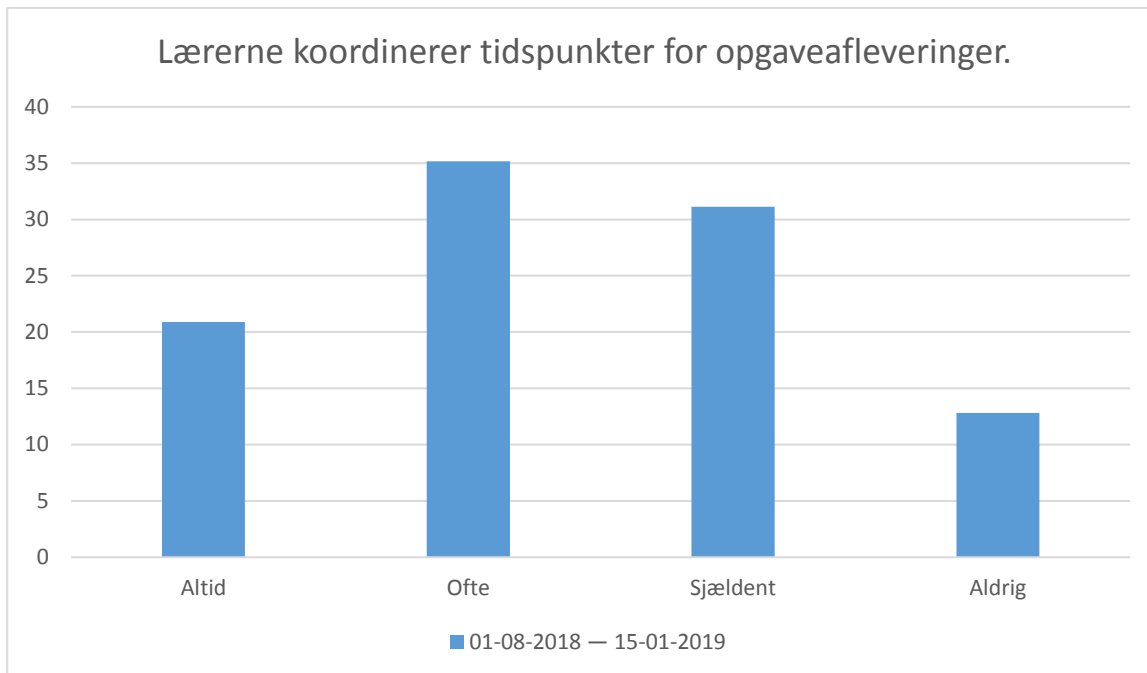
01-08-2018 — 15-01-2019; Gennemsnit: 3,4, spredning: 0,5

Svarmulighed	01-08-2018 — 15-01-2019: Antal	01-08-2018 — 15-01-2019: Andel (%)
Altid	123	45
Ofte	146	53
Sjældent	7	3
Aldrig	0	0
Total	276	-



01-08-2018 — 15-01-2019; Gennemsnit: 3,4, spredning: 0,6

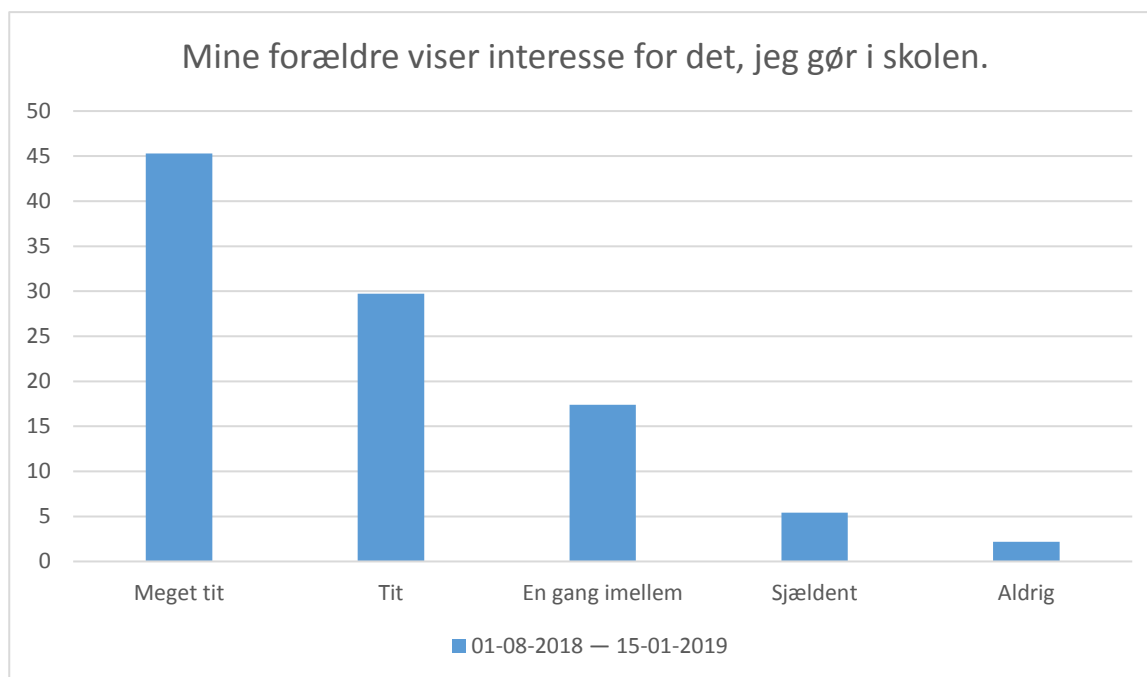
Svarmulighed	01-08-2018 — 15-01-2019: Antal	01-08-2018 — 15-01-2019: Andel (%)
Altid	134	50
Ofte	119	44
Sjældent	14	5
Aldrig	2	1
Total	269	-



01-08-2018 — 15-01-2019; Gennemsnit: 2,6, spredning: 1

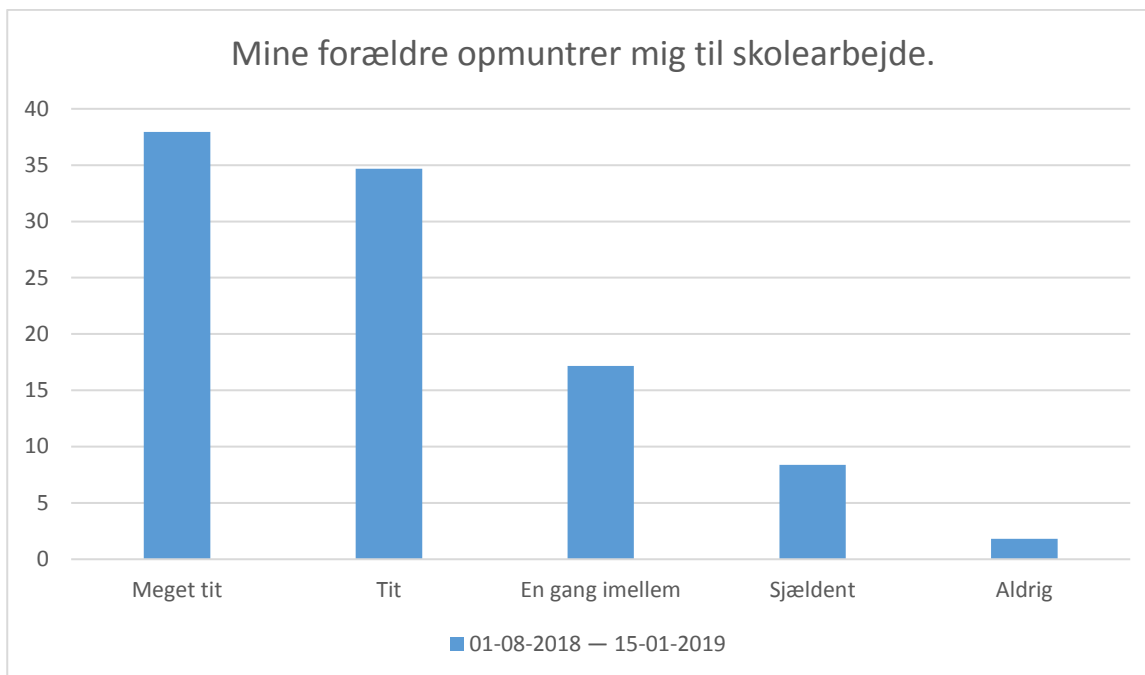
Svarmulighed	01-08-2018 — 15-01-2019: Antal	01-08-2018 — 15-01-2019: Andel (%)
Altid	57	21
Ofte	96	35
Sjældent	85	31
Aldrig	35	13
Total	273	-

Afsnit E



01-08-2018 — 15-01-2019; Gennemsnit: 4,1, spredning: 1

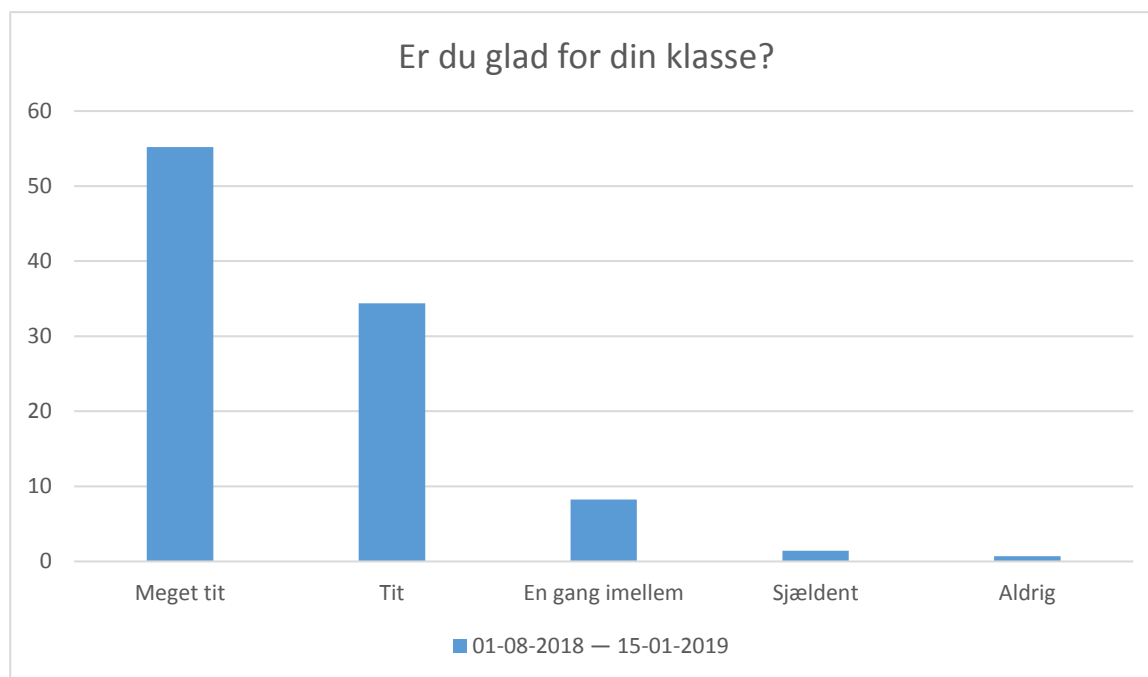
Svarmulighed	01-08-2018 — 15-01-2019: Antal	01-08-2018 — 15-01-2019: Andel (%)
Meget tit	125	45
Tit	82	30
En gang imellem	48	17
Sjældent	15	5
Aldrig	6	2
Total	276	-



01-08-2018 — 15-01-2019; Gennemsnit: 4, spredning: 1

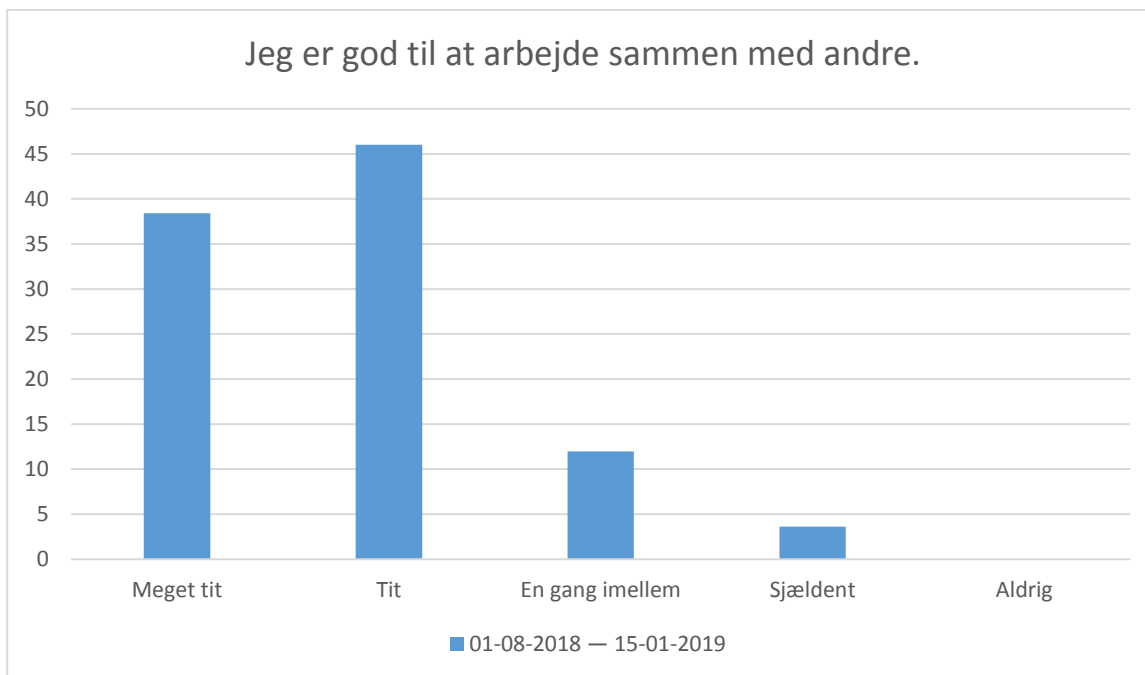
Svarmulighed	01-08-2018 — 15-01-2019: Antal	01-08-2018 — 15-01-2019: Andel (%)
Meget tit	104	38
Tit	95	35
En gang imellem	47	17
Sjældent	23	8
Aldrig	5	2
Total	274	-

Afsnit F



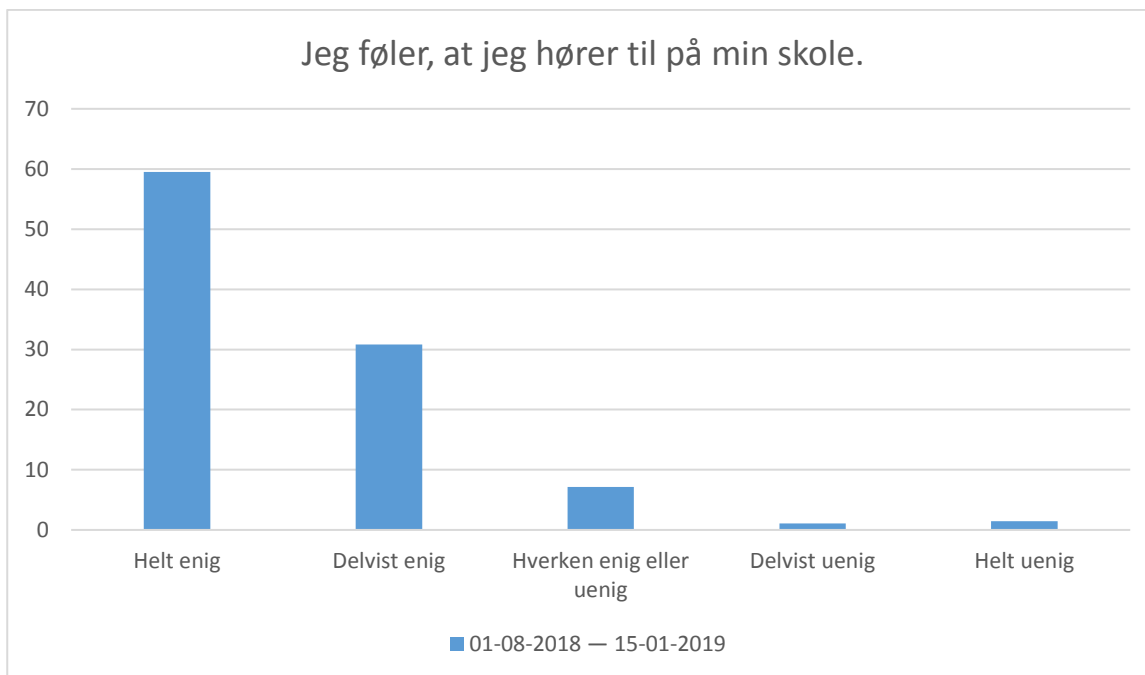
01-08-2018 — 15-01-2019; Gennemsnit: 4,4, spredning: 0,8

Svarmulighed	01-08-2018 — 15-01-2019: Antal	01-08-2018 — 15-01-2019: Andel (%)
Meget tit	154	55
Tit	96	34
En gang imellem	23	8
Sjældent	4	1
Aldrig	2	1
Total	279	-



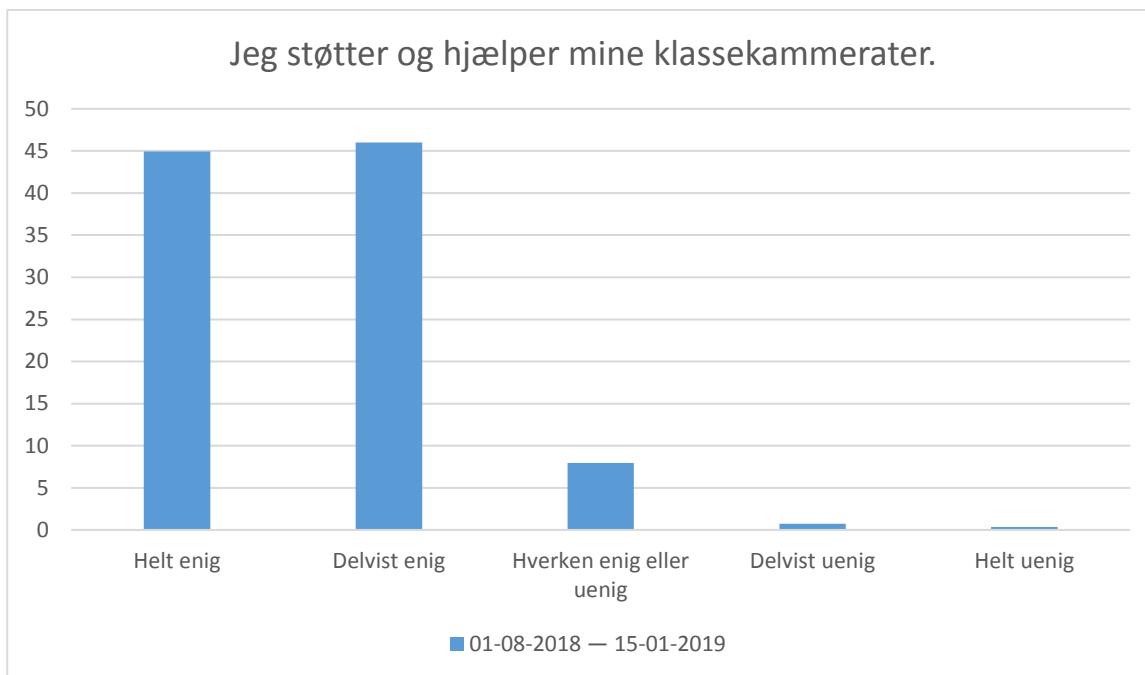
01-08-2018 — 15-01-2019; Gennemsnit: 4,2, spredning: 0,8

Svarmulighed	01-08-2018 — 15-01-2019: Antal	01-08-2018 — 15-01-2019: Andel (%)
Meget tit	106	38
Tit	127	46
En gang imellem	33	12
Sjældent	10	4
Aldrig	0	0
Total	276	-



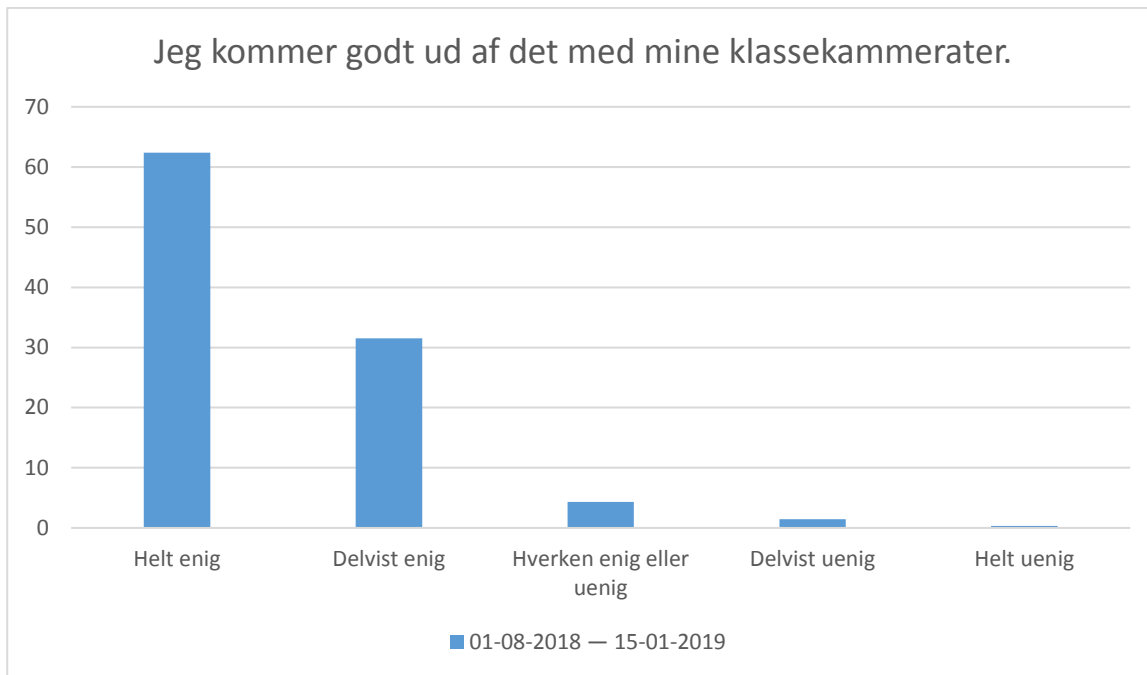
01-08-2018 — 15-01-2019; Gennemsnit: 4,5, spredning: 0,8

Svarmulighed	01-08-2018 — 15-01-2019: Antal	01-08-2018 — 15-01-2019: Andel (%)
Helt enig	166	59
Delvist enig	86	31
Hverken enig eller uenig	20	7
Delvist uenig	3	1
Helt uenig	4	1
Total	279	-



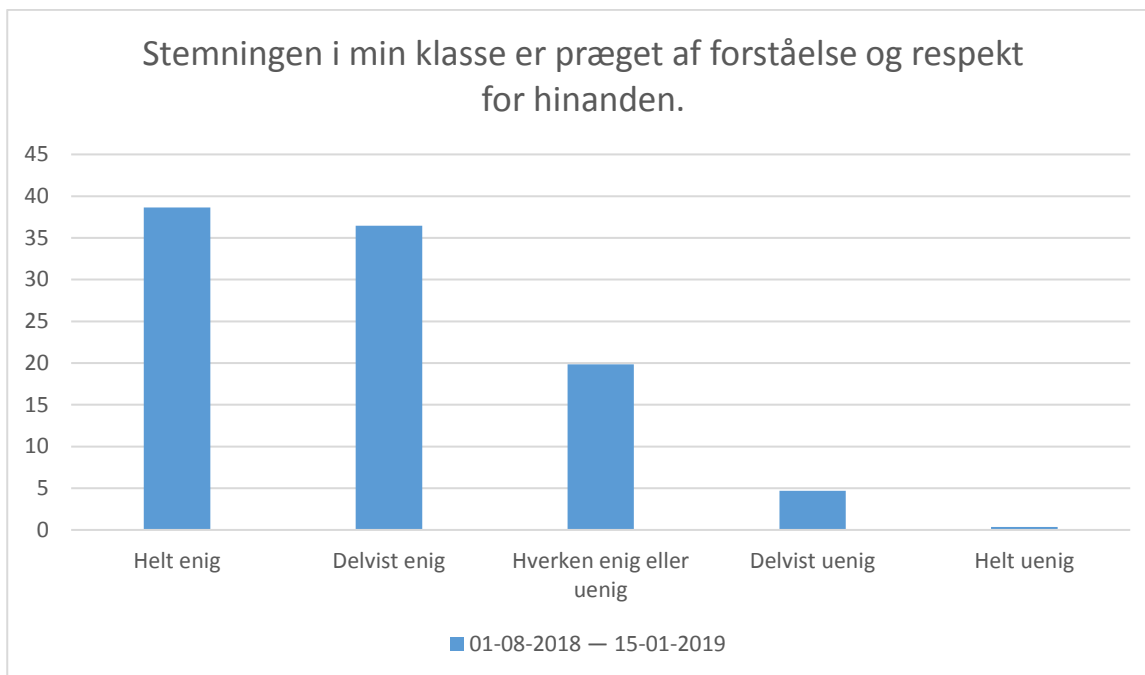
01-08-2018 — 15-01-2019; Gennemsnit: 4,3, spredning: 0,7

Svarmulighed	01-08-2018 — 15-01-2019: Antal	01-08-2018 — 15-01-2019: Andel (%)
Helt enig	124	45
Delvist enig	127	46
Hverken enig eller uenig	22	8
Delvist uenig	2	1
Helt uenig	1	0
Total	276	-



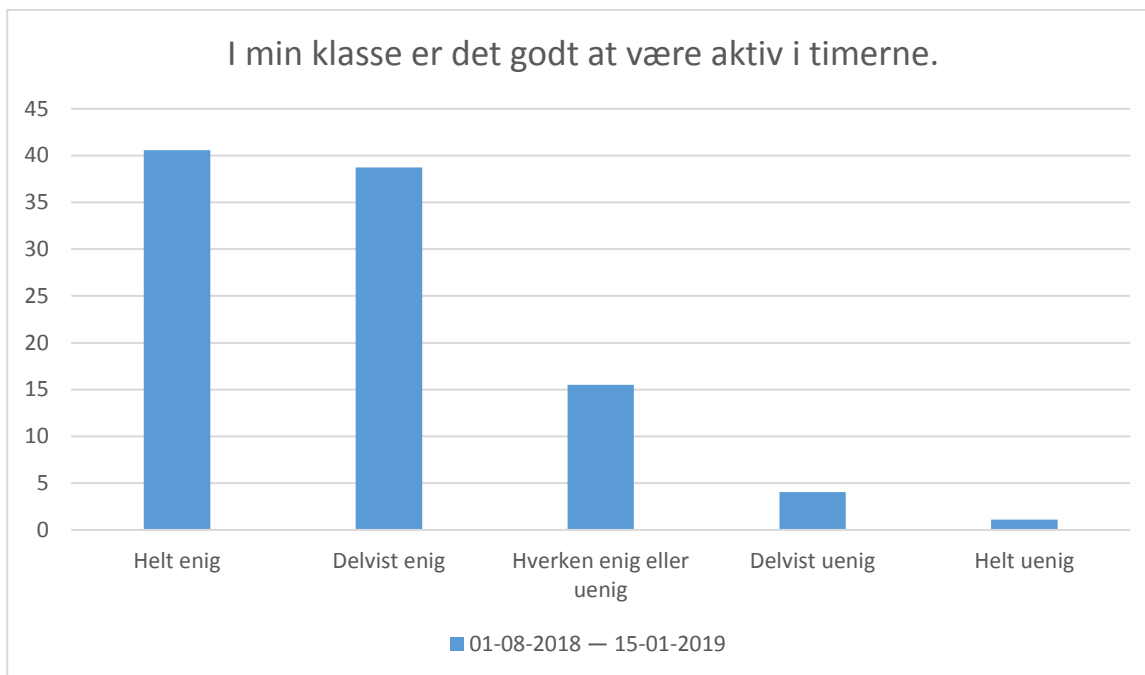
01-08-2018 — 15-01-2019; Gennemsnit: 4,5, spredning: 0,7

Svarmulighed	01-08-2018 — 15-01-2019: Antal	01-08-2018 — 15-01-2019: Andel (%)
Helt enig	174	62
Delvist enig	88	32
Hverken enig eller uenig	12	4
Delvist uenig	4	1
Helt uenig	1	0
Total	279	-



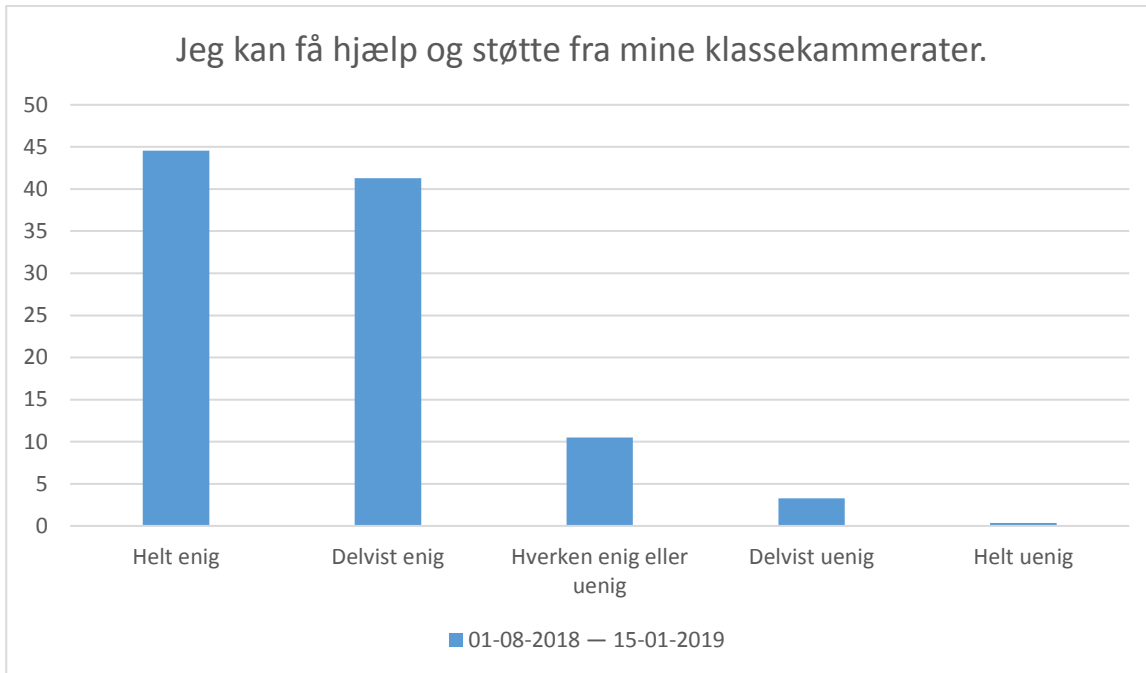
01-08-2018 — 15-01-2019; Gennemsnit: 4,1, spredning: 0,9

Svarmulighed	01-08-2018 — 15-01-2019: Antal	01-08-2018 — 15-01-2019: Andel (%)
Helt enig	107	39
Delvist enig	101	36
Hverken enig eller uenig	55	20
Delvist uenig	13	5
Helt uenig	1	0
Total	277	-



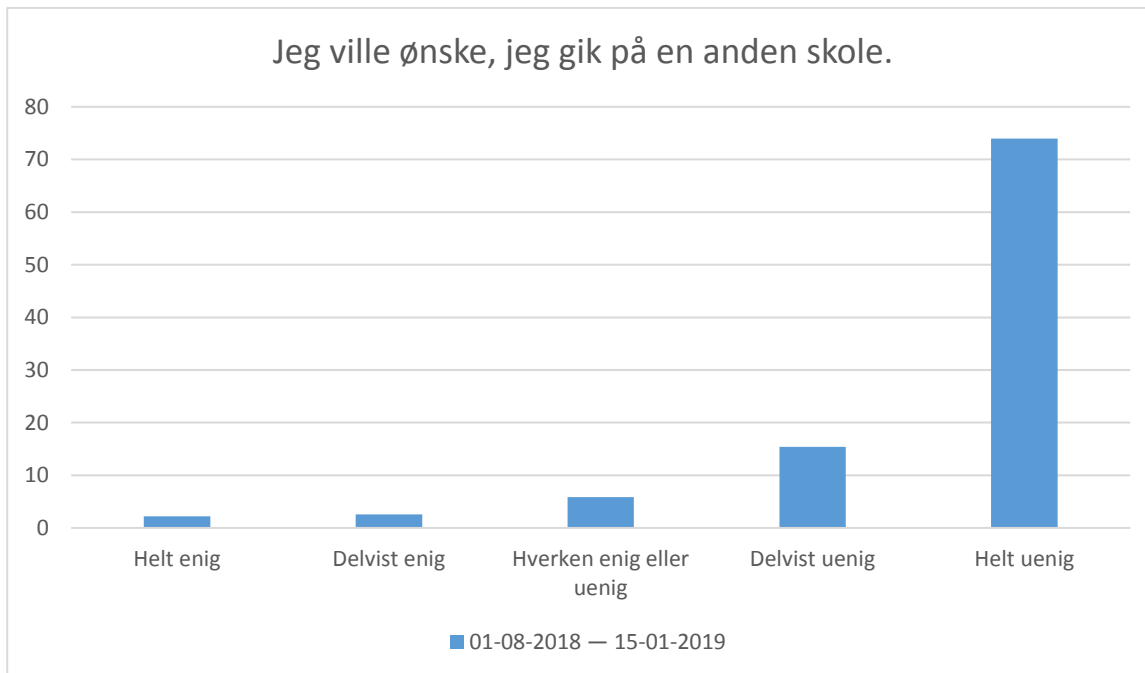
01-08-2018 — 15-01-2019; Gennemsnit: 4,1, spredning: 0,9

Svarmulighed	01-08-2018 — 15-01-2019: Antal	01-08-2018 — 15-01-2019: Andel (%)
Helt enig	110	41
Delvist enig	105	39
Hverken enig eller uenig	42	15
Delvist uenig	11	4
Helt uenig	3	1
Total	271	-



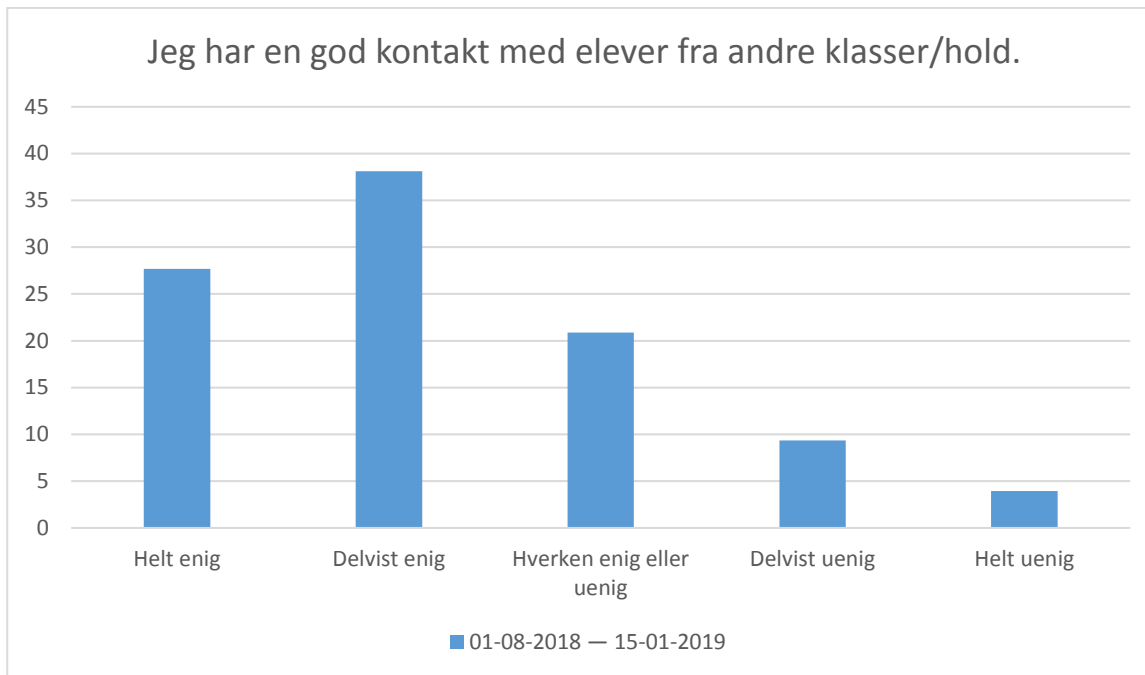
01-08-2018 — 15-01-2019; Gennemsnit: 4,3, spredning: 0,8

Svarmulighed	01-08-2018 — 15-01-2019: Antal	01-08-2018 — 15-01-2019: Andel (%)
Helt enig	123	45
Delvist enig	114	41
Hverken enig eller uenig	29	11
Delvist uenig	9	3
Helt uenig	1	0
Total	276	-



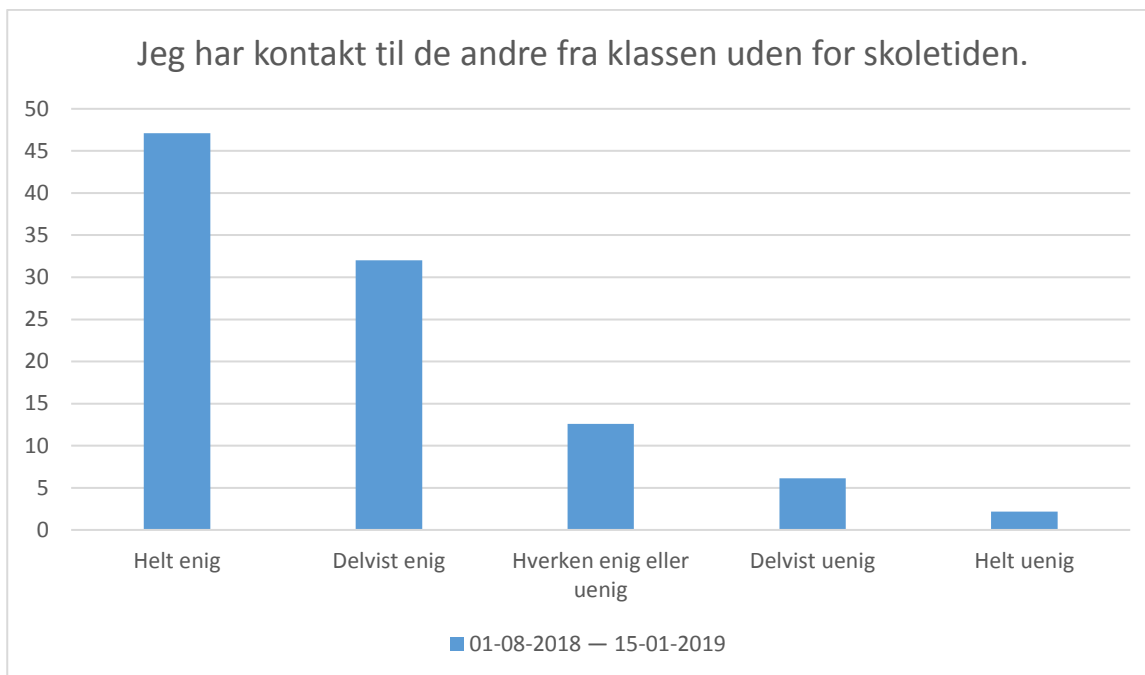
01-08-2018 — 15-01-2019; Gennemsnit: 1,4, spredning: 0,9

Svarmulighed	01-08-2018 — 15-01-2019: Antal	01-08-2018 — 15-01-2019: Andel (%)
Helt enig	6	2
Delvist enig	7	3
Hverken enig eller uenig	16	6
Delvist uenig	42	15
Helt uenig	202	74
Total	273	-



01-08-2018 — 15-01-2019; Gennemsnit: 3,8, spredning: 1,1

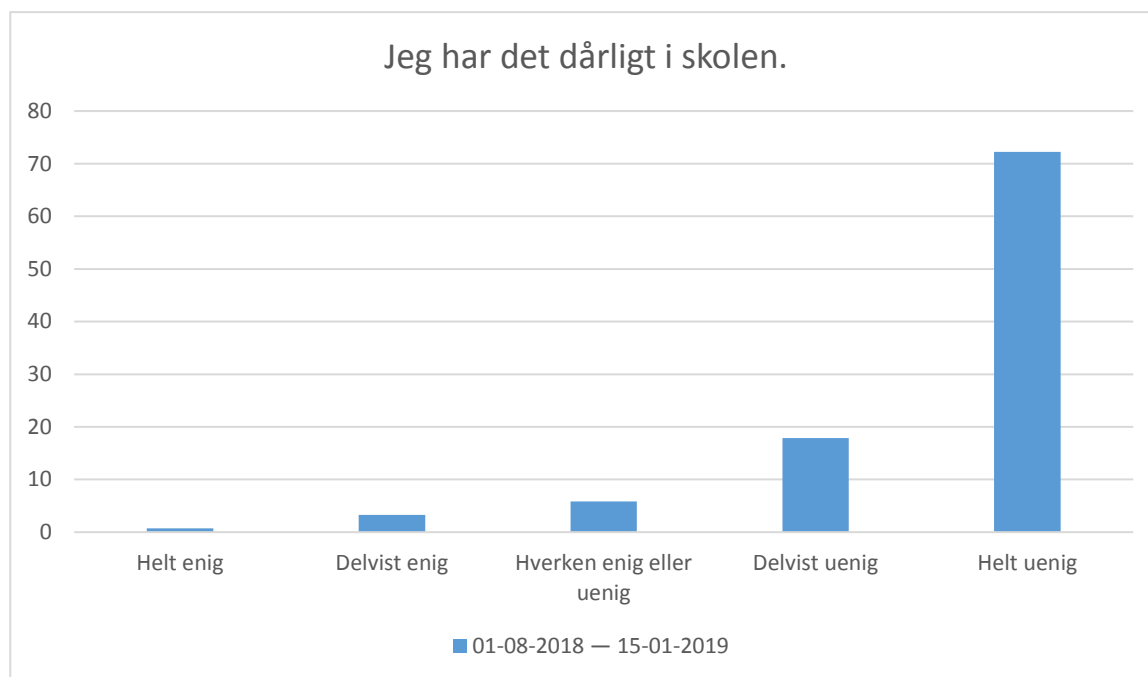
Svarmulighed	01-08-2018 — 15-01-2019: Antal	01-08-2018 — 15-01-2019: Andel (%)
Helt enig	77	28
Delvist enig	106	38
Hverken enig eller uenig	58	21
Delvist uenig	26	9
Helt uenig	11	4
Total	278	-



01-08-2018 — 15-01-2019; Gennemsnit: 4,2, spredning: 1

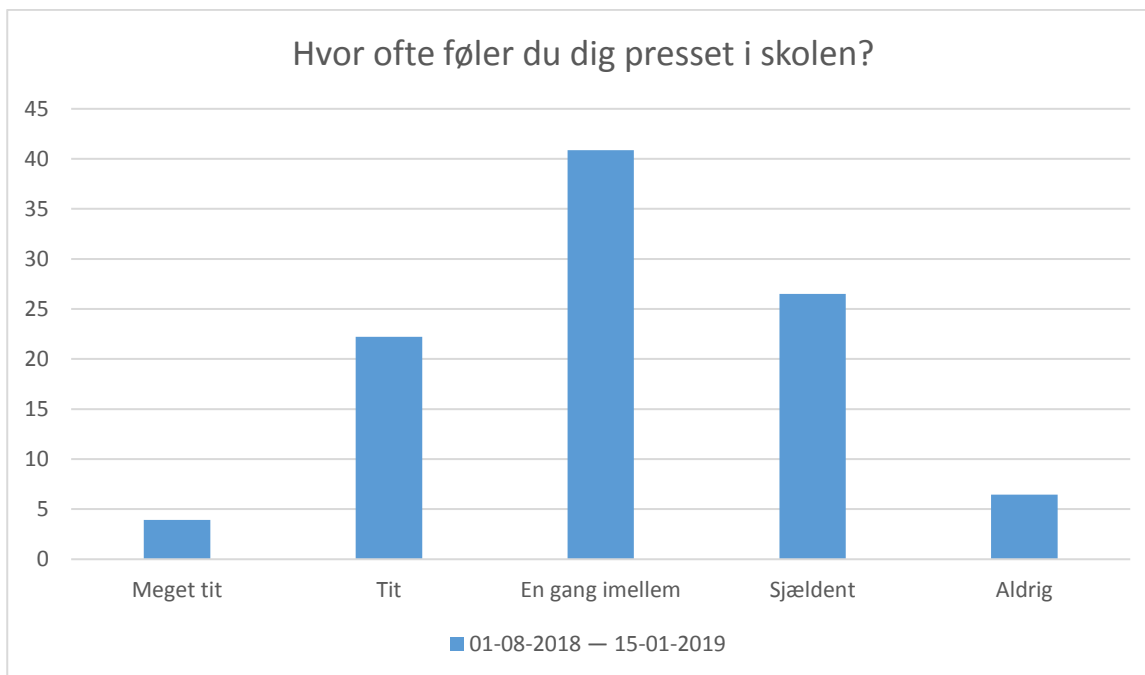
Svarmulighed	01-08-2018 — 15-01-2019: Antal	01-08-2018 — 15-01-2019: Andel (%)
Helt enig	131	47
Delvist enig	89	32
Hverken enig eller uenig	35	13
Delvist uenig	17	6
Helt uenig	6	2
Total	278	-

Afsnit G



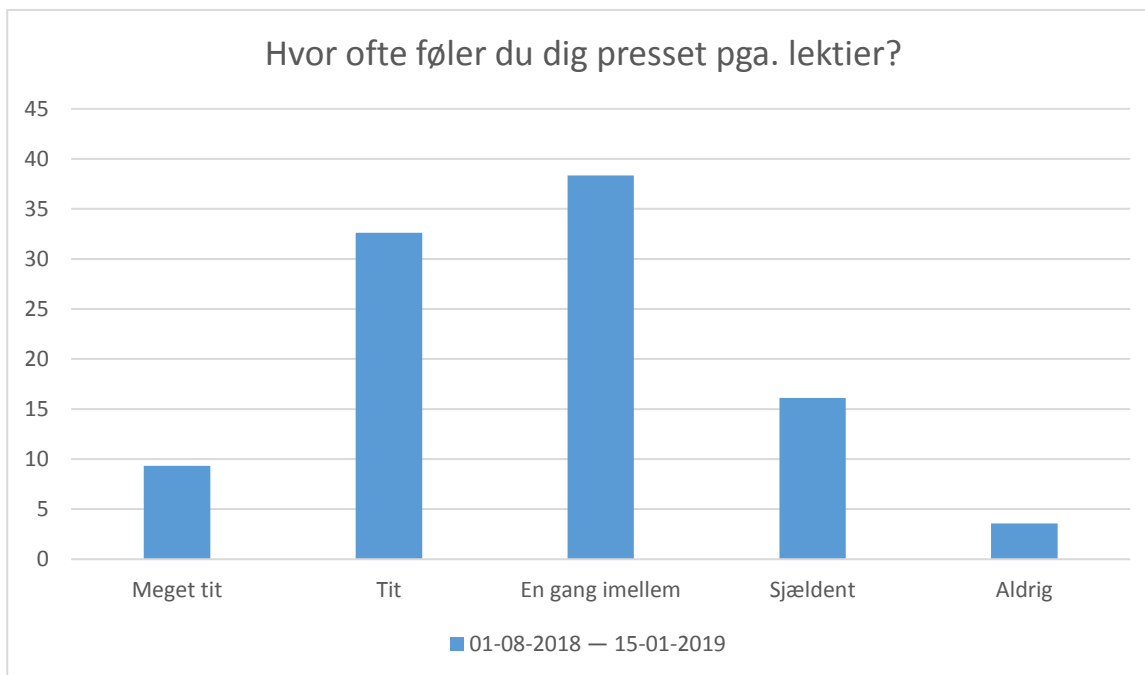
01-08-2018 — 15-01-2019; Gennemsnit: 1,4, spredning: 0,8

Svarmulighed	01-08-2018 — 15-01-2019: Antal	01-08-2018 — 15-01-2019: Andel (%)
Helt enig	2	1
Delvist enig	9	3
Hverken enig eller uenig	16	6
Delvist uenig	49	18
Helt uenig	198	72
Total	274	-



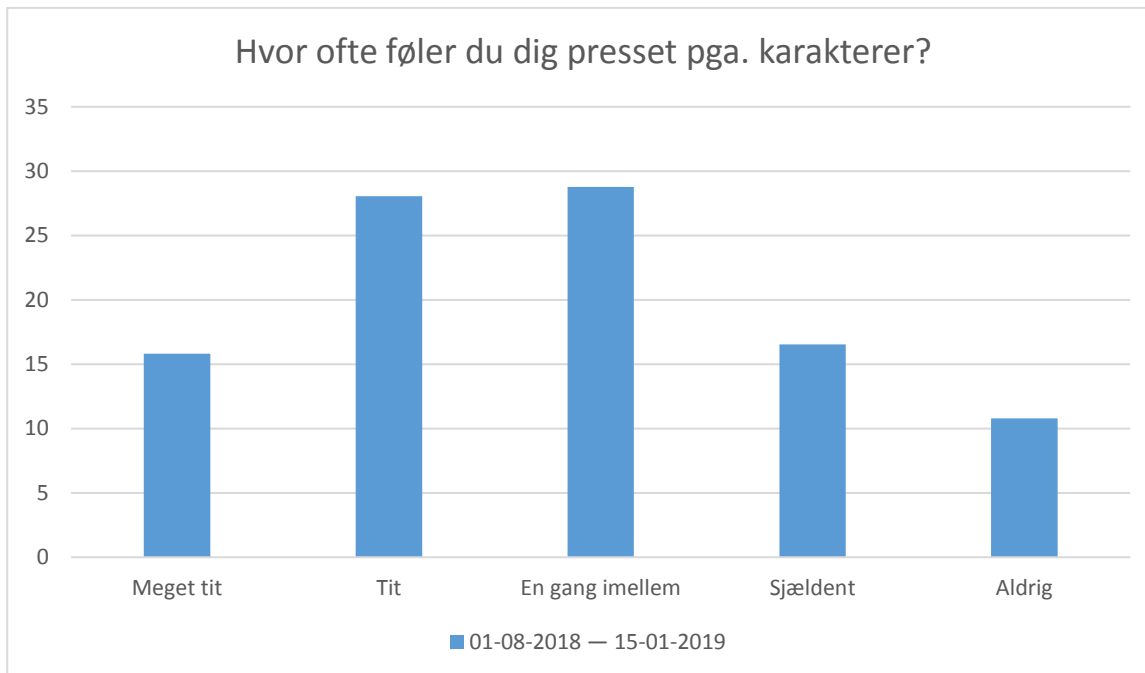
01-08-2018 — 15-01-2019; Gennemsnit: 2,9, spredning: 0,9

Svarmulighed	01-08-2018 — 15-01-2019: Antal	01-08-2018 — 15-01-2019: Andel (%)
Meget tit	11	4
Tit	62	22
En gang imellem	114	41
Sjældent	74	27
Aldrig	18	6
Total	279	-



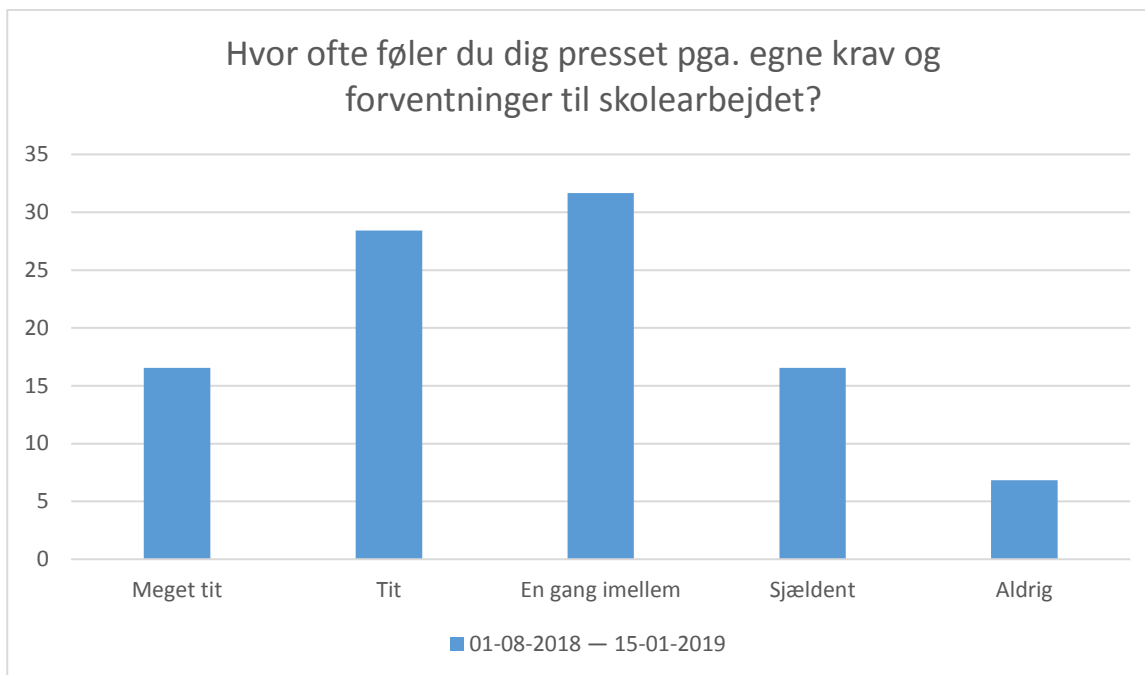
01-08-2018 — 15-01-2019; Gennemsnit: 3,3, spredning: 1

Svarmulighed	01-08-2018 — 15-01-2019: Antal	01-08-2018 — 15-01-2019: Andel (%)
Meget tit	26	9
Tit	91	33
En gang imellem	107	38
Sjældent	45	16
Aldrig	10	4
Total	279	-



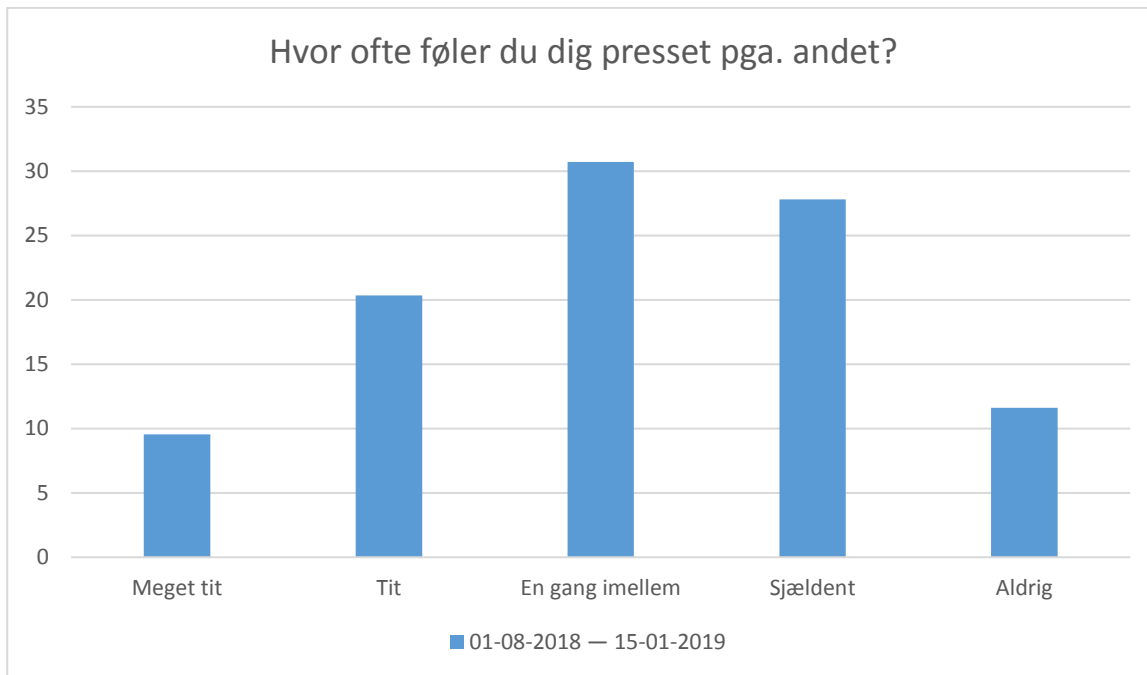
01-08-2018 — 15-01-2019; Gennemsnit: 3,2, spredning: 1,2

Svarmulighed	01-08-2018 — 15-01-2019: Antal	01-08-2018 — 15-01-2019: Andel (%)
Meget tit	44	16
Tit	78	28
En gang imellem	80	29
Sjældent	46	17
Aldrig	30	11
Total	278	-



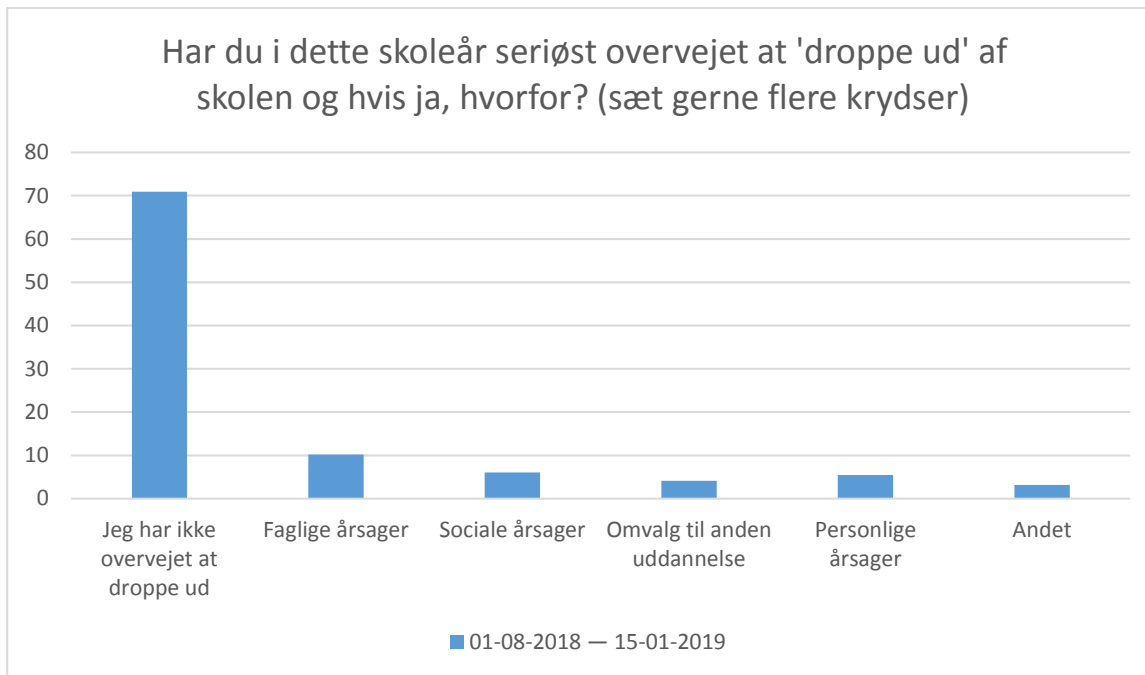
01-08-2018 — 15-01-2019; Gennemsnit: 3,3, spredning: 1,1

Svarmulighed	01-08-2018 — 15-01-2019: Antal	01-08-2018 — 15-01-2019: Andel (%)
Meget tit	46	17
Tit	79	28
En gang imellem	88	32
Sjældent	46	17
Aldrig	19	7
Total	278	-



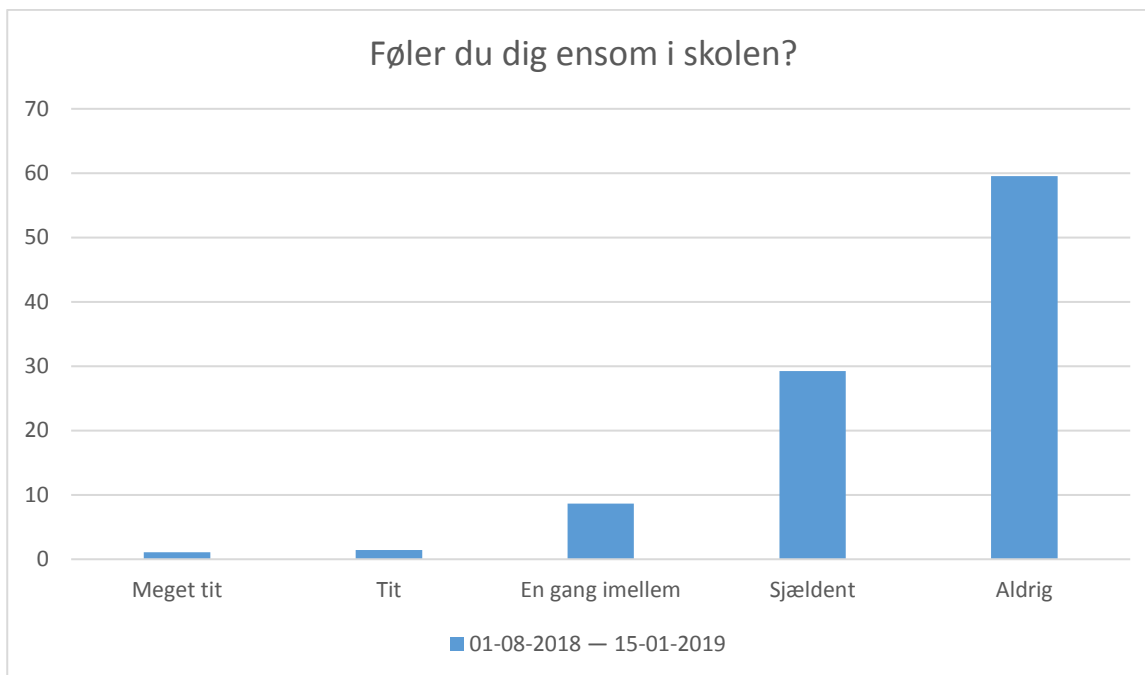
01-08-2018 — 15-01-2019; Gennemsnit: 2,9, spredning: 1,1

Svarmulighed	01-08-2018 — 15-01-2019: Antal	01-08-2018 — 15-01-2019: Andel (%)
Meget tit	23	10
Tit	49	20
En gang imellem	74	31
Sjældent	67	28
Aldrig	28	12
Total	241	-



01-08-2018 — 15-01-2019; Gennemsnit og spredning kan ikke beregnes.

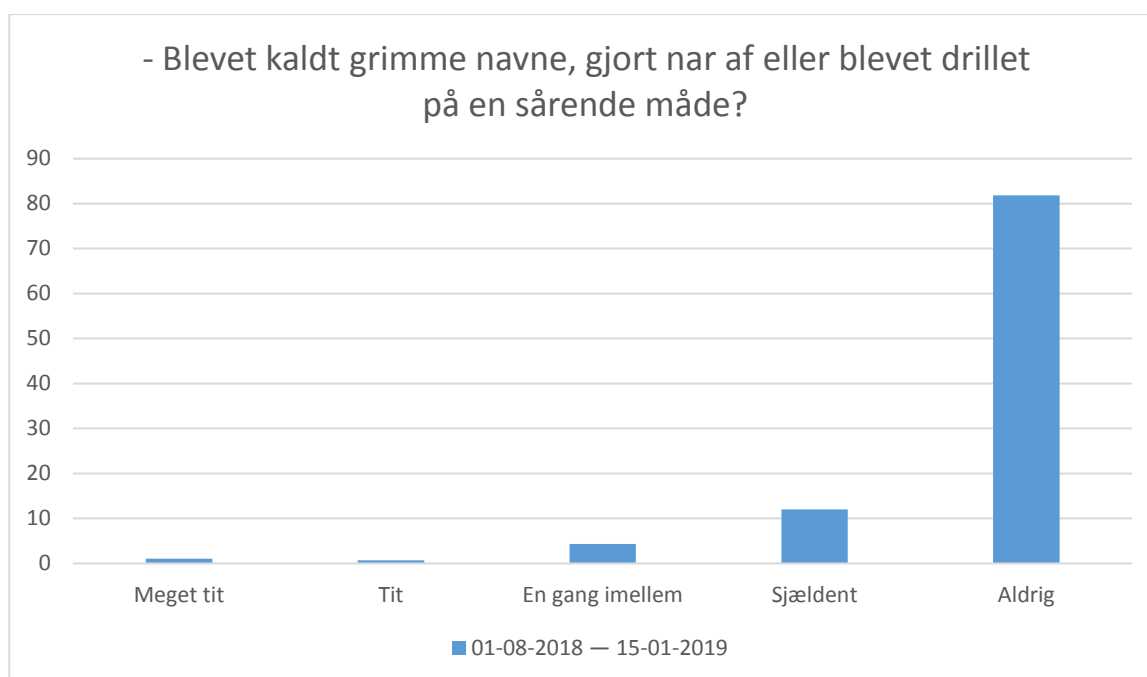
Svarmulighed	01-08-2018 — 15-01-2019: Antal		01-08-2018 — 15-01-2019: Andel (%)	
Jeg har ikke overvejet at droppe ud	222		71	
Faglige årsager	32		10	
Sociale årsager	19		6	
Omvalg til anden uddannelse	13		4	
Personlige årsager	17		5	
Andet	10		3	
Total	313			



01-08-2018 — 15-01-2019; Gennemsnit: 1,6, spredning: 0,8

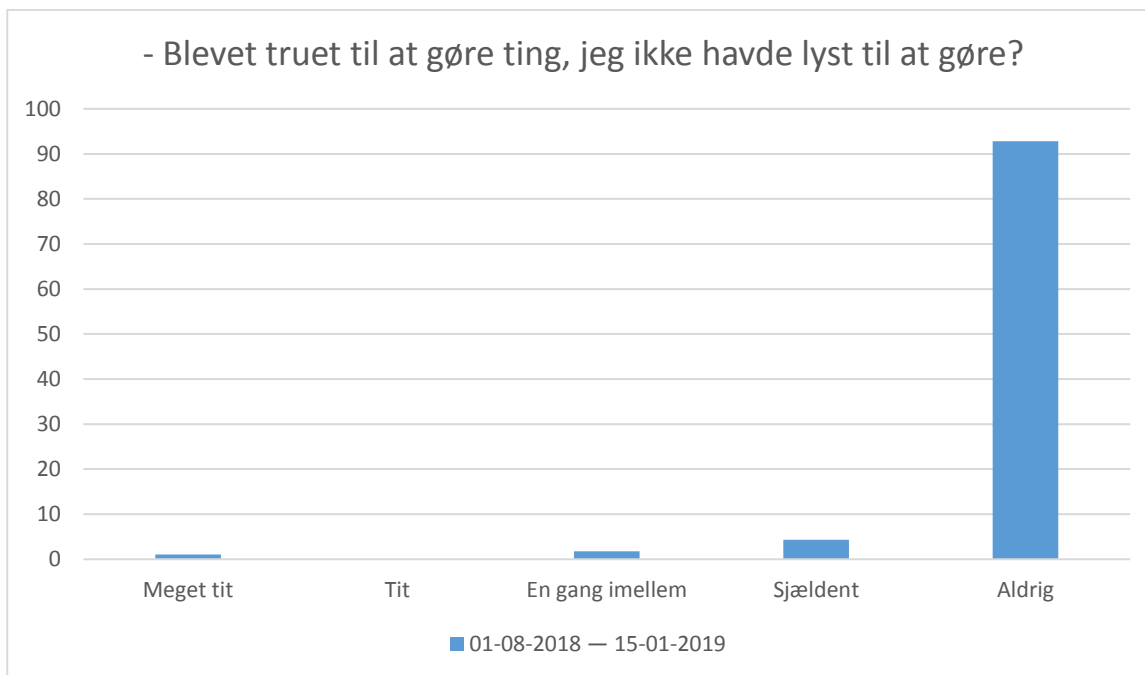
Svarmulighed	01-08-2018 — 15-01-2019: Antal	01-08-2018 — 15-01-2019: Andel (%)
Meget tit	3	1
Tit	4	1
En gang imellem	24	9
Sjældent	81	29
Aldrig	165	60
Total	277	-

Afsnit H



01-08-2018 — 15-01-2019; Gennemsnit: 1,3, spredning: 0,7

Svarmulighed	01-08-2018 — 15-01-2019: Antal	01-08-2018 — 15-01-2019: Andel (%)
Meget tit	3	1
Tit	2	1
En gang imellem	12	4
Sjældent	33	12
Aldrig	225	82
Total	275	-



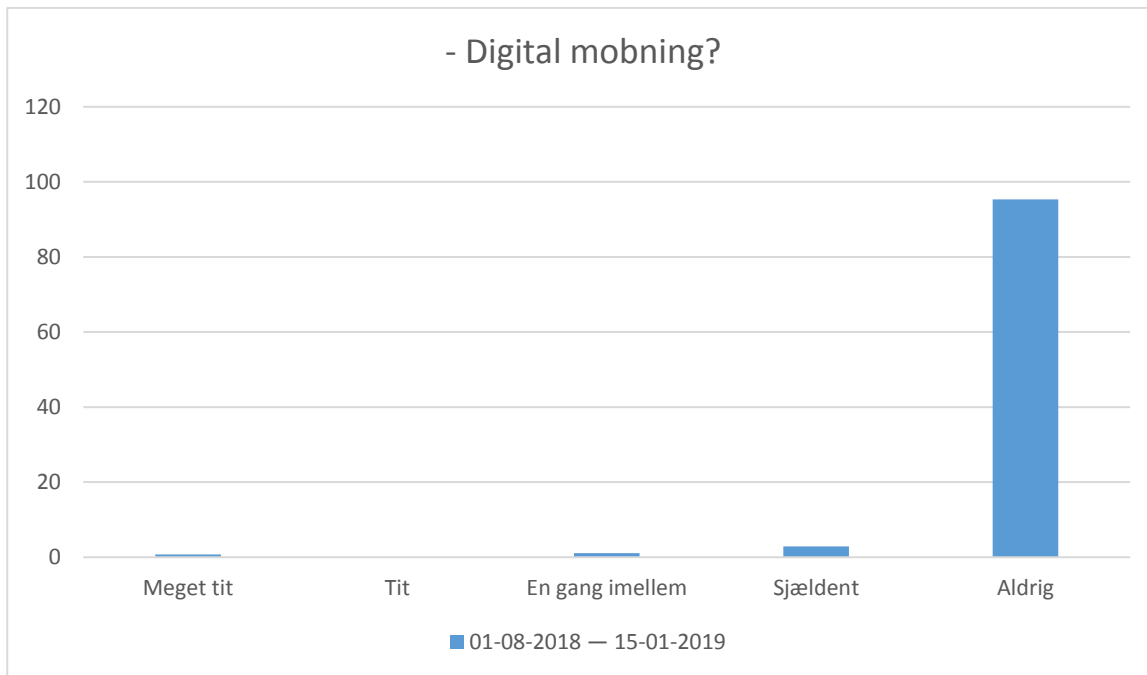
01-08-2018 — 15-01-2019; Gennemsnit: 1,1, spredning: 0,5

Svarmulighed	01-08-2018 — 15-01-2019: Antal	01-08-2018 — 15-01-2019: Andel (%)
Meget tit	3	1
Tit	0	0
En gang imellem	5	2
Sjældent	12	4
Aldrig	258	93
Total	278	-



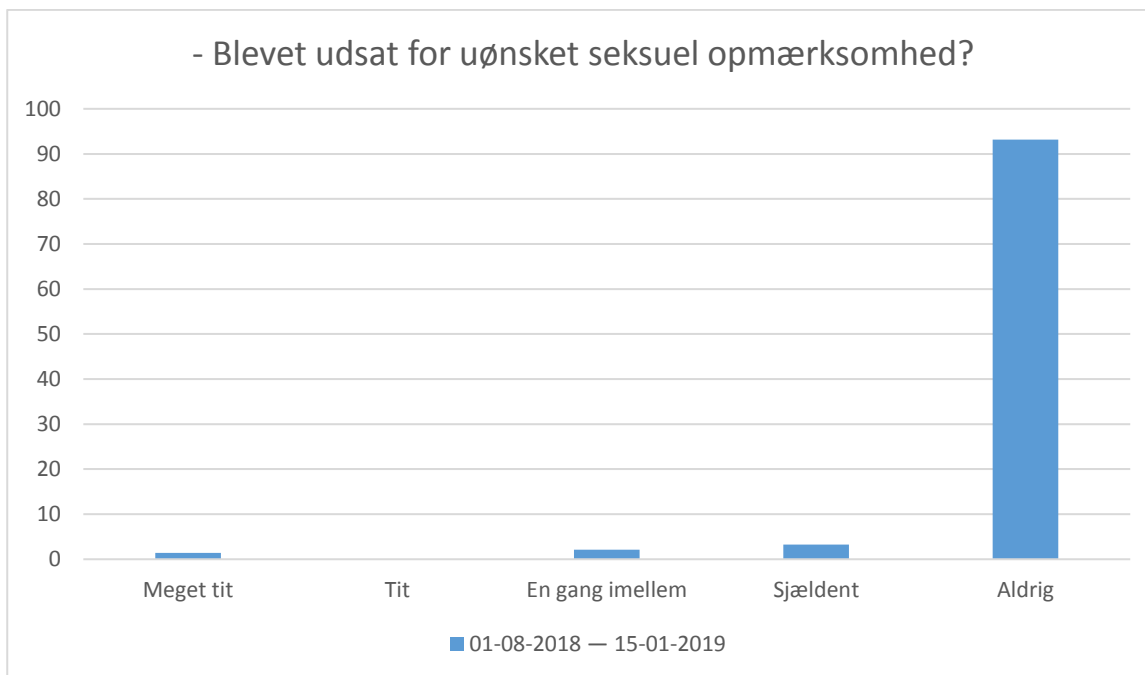
01-08-2018 — 15-01-2019; Gennemsnit: 1,2, spredning: 0,6

Svarmulighed	01-08-2018 — 15-01-2019: Antal	01-08-2018 — 15-01-2019: Andel (%)
Meget tit	2	1
Tit	2	1
En gang imellem	10	4
Sjældent	25	9
Aldrig	238	86
Total	277	-



01-08-2018 — 15-01-2019; Gennemsnit: 1,1, spredning: 0,4

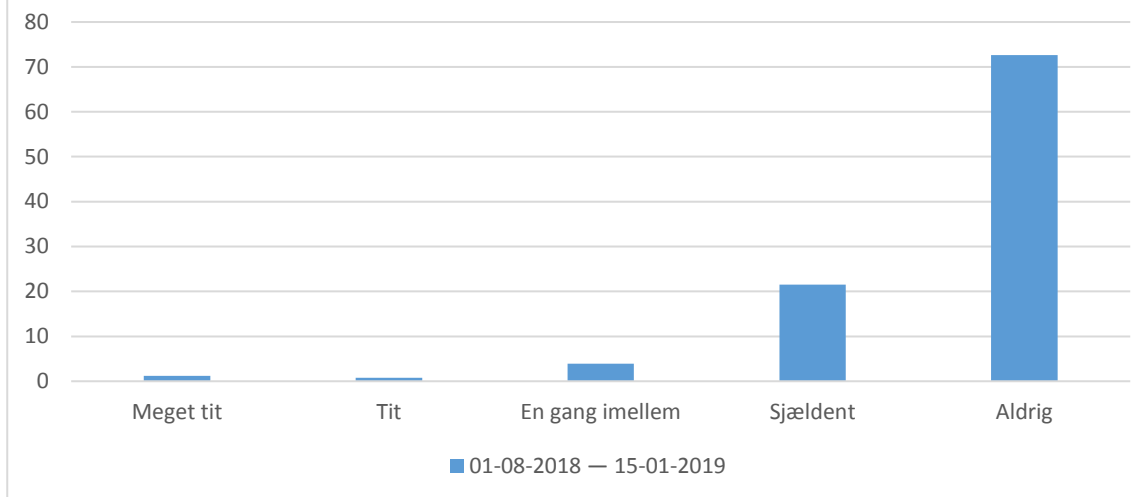
Svarmulighed	01-08-2018 — 15-01-2019: Antal	01-08-2018 — 15-01-2019: Andel (%)
Meget tit	2	1
Tit	0	0
En gang imellem	3	1
Sjældent	8	3
Aldrig	265	95
Total	278	-



01-08-2018 — 15-01-2019; Gennemsnit: 1,1, spredning: 0,6

Svarmulighed	01-08-2018 — 15-01-2019: Antal	01-08-2018 — 15-01-2019: Andel (%)
Meget tit	4	1
Tit	0	0
En gang imellem	6	2
Sjældent	9	3
Aldrig	260	93
Total	279	-

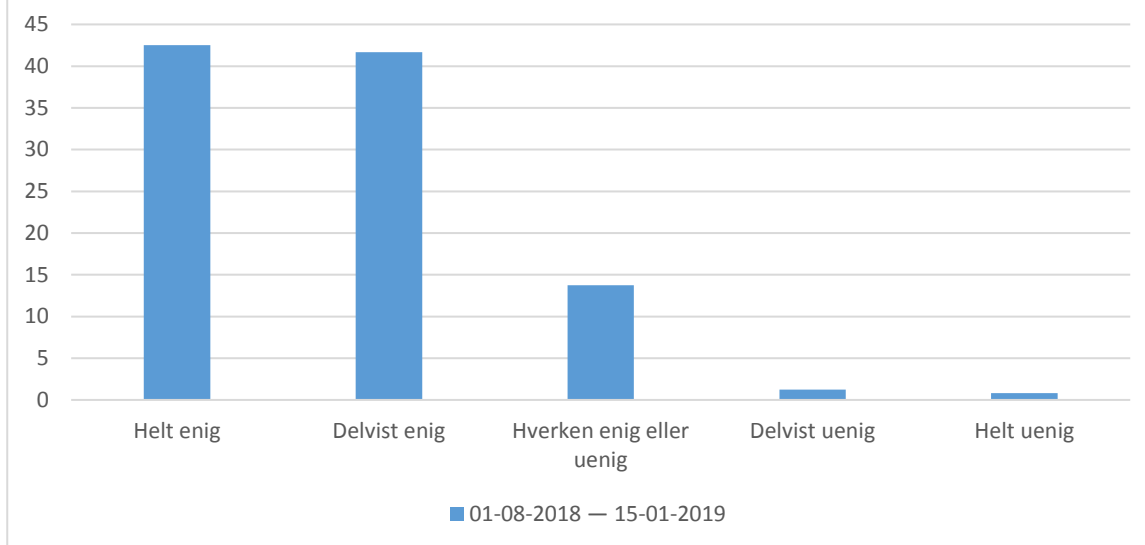
I hvilket omfang har du det seneste år oplevet, at elever eller ansatte på skolen er blevet presset til at gøre ting, som de ikke havde lyst til at gøre?



01-08-2018 — 15-01-2019; Gennemsnit: 1,4, spredning: 0,7

Svarmulighed	01-08-2018 — 15-01-2019: Antal	01-08-2018 — 15-01-2019: Andel (%)
Meget tit	3	1
Tit	2	1
En gang imellem	10	4
Sjældent	55	21
Aldrig	186	73
Total	256	-

Der er gode muligheder på skolen for at få støtte og vejledning, hvis det har været svært.



01-08-2018 — 15-01-2019; Gennemsnit: 4,2, spredning: 0,8

Svarmulighed	01-08-2018 — 15-01-2019: Antal	01-08-2018 — 15-01-2019: Andel (%)
Helt enig	102	43
Delvist enig	100	42
Hverken enig eller uenig	33	14
Delvist uenig	3	1
Helt uenig	2	1
Total	240	-