


# GYMNASIET HHX SKJERN

ETU GYM ElevTrivselsUndersøgelse 2018

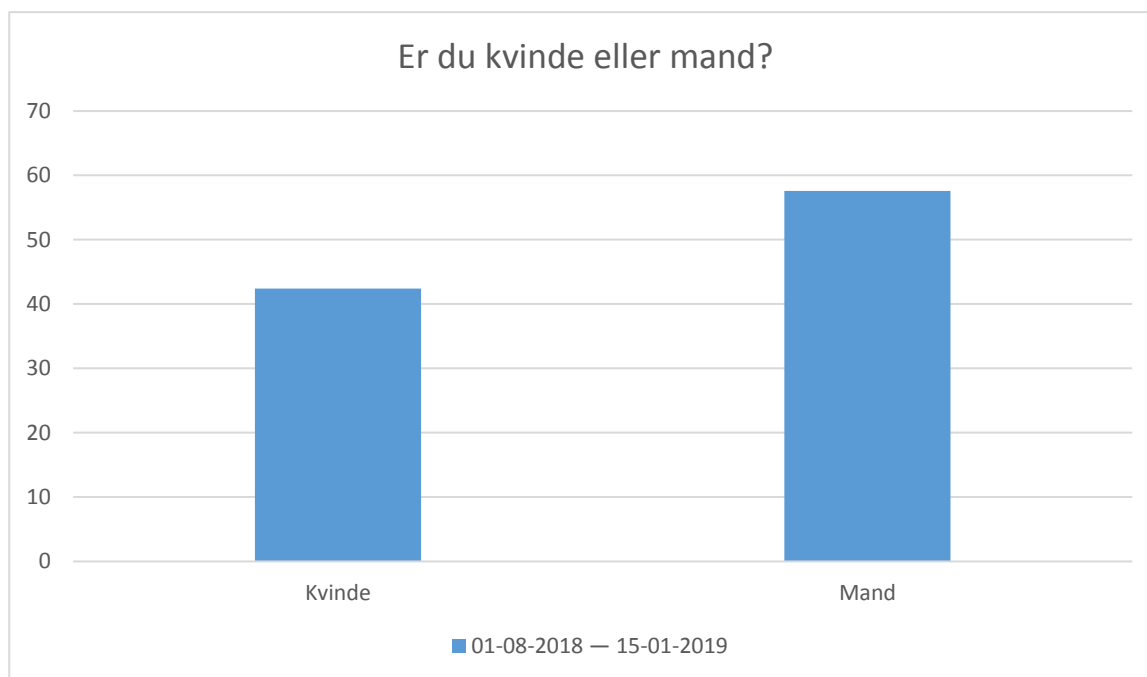


UCRS  
Elevtrivselsundersøgelse

## Indhold

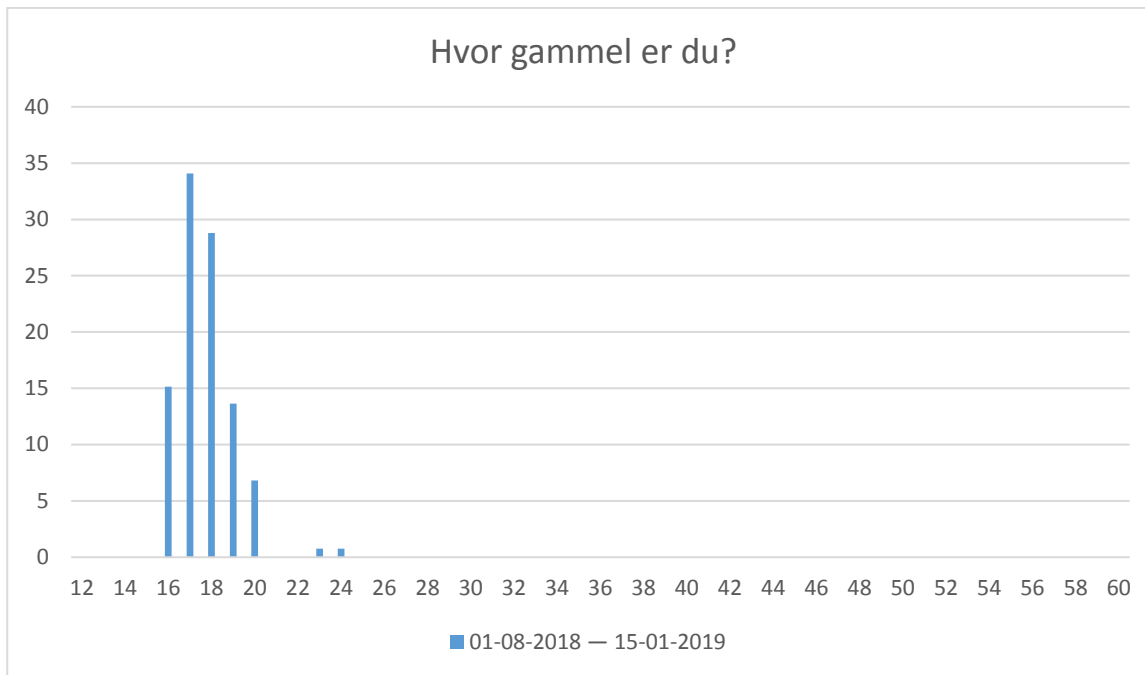
Afsnit A .....	2
Afsnit B.....	4
Afsnit C.....	5
Afsnit D .....	23
Afsnit E.....	30
Afsnit F.....	32
Afsnit G .....	43
Afsnit H .....	51

## Afsnit A



01-08-2018 — 15-01-2019; Gennemsnit og spredning kan ikke beregnes.

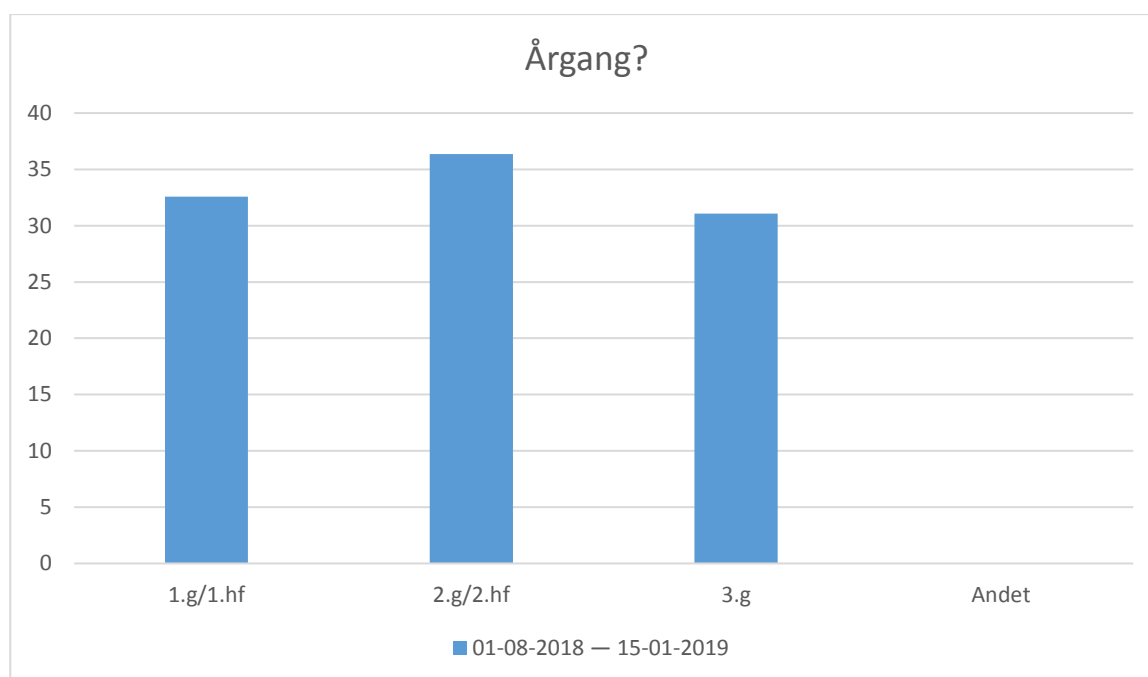
Svarmulighed	01-08-2018 — 15-01-2019: Antal	01-08-2018 — 15-01-2019: Andel (%)
Kvinde	56	42
Mand	76	58
Total	132	-



01-08-2018 — 15-01-2019; Gennemsnit: 17,7, spredning: 1,3

Svarmulighed	01-08-2018 — 15-01-2019: Antal	01-08-2018 — 15-01-2019: Andel (%)
12	0	0
13	0	0
14	0	0
15	0	0
16	20	15
17	45	34
18	38	29
19	18	14
20	9	7
21	0	0
22	0	0
23	1	1
24	1	1
<b>Total</b>	<b>132</b>	<b>-</b>

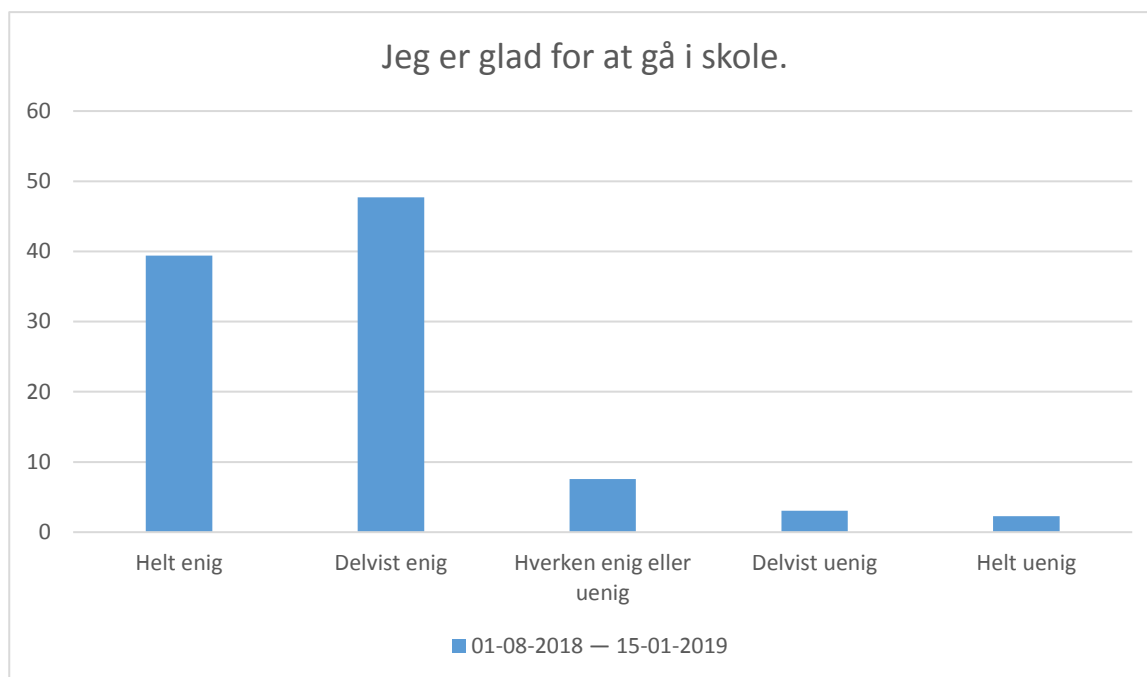
## Afsnit B



01-08-2018 — 15-01-2019; Gennemsnit og spredning kan ikke beregnes.

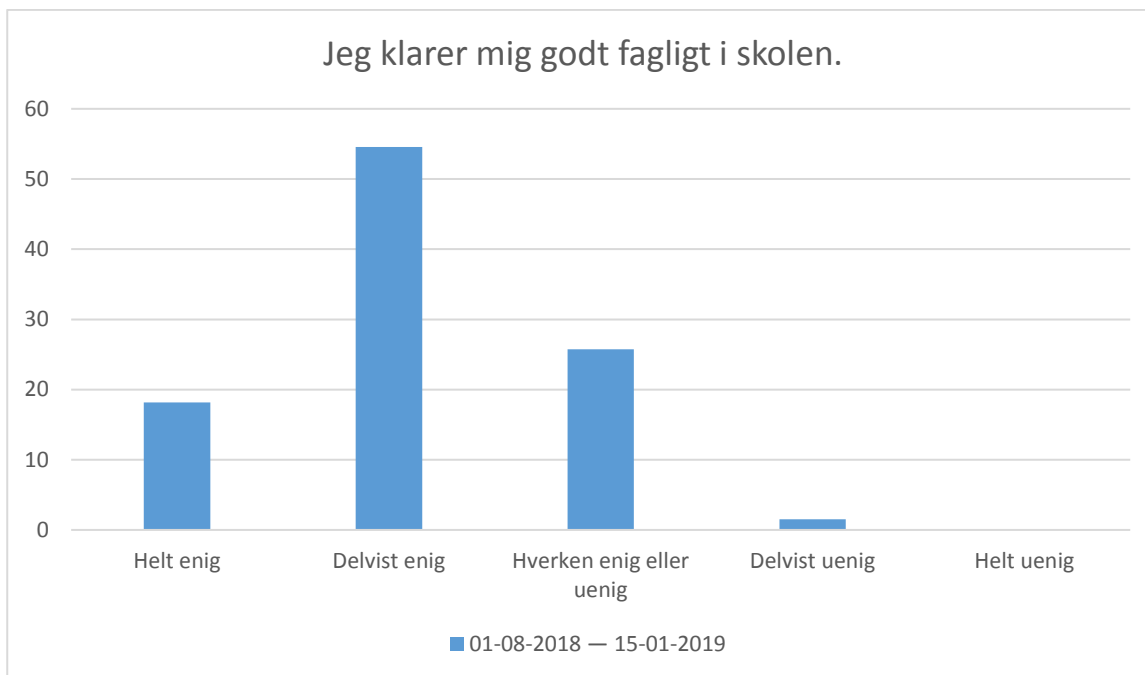
Svarmulighed	01-08-2018 — 15-01-2019: Antal	01-08-2018 — 15-01-2019: Andel (%)
1.g/1.hf	43	33
2.g/2.hf	48	36
3.g	41	31
Andet	0	0
Total	132	-

## Afsnit C



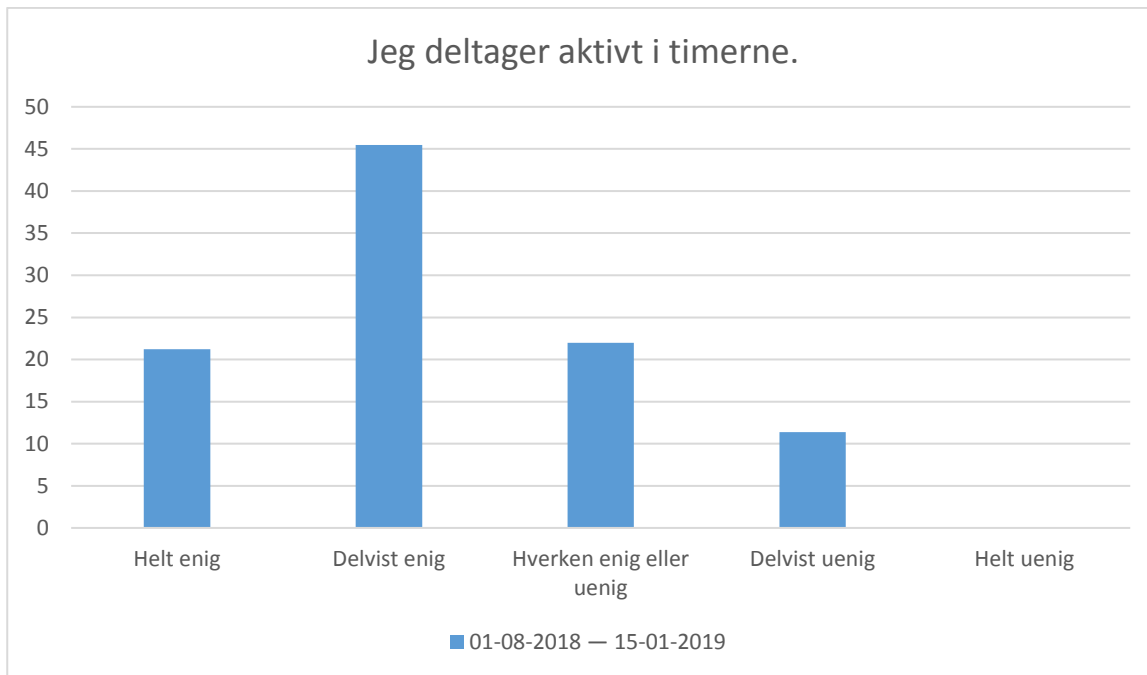
01-08-2018 — 15-01-2019; Gennemsnit: 4,2, spredning: 0,9

Svarmulighed	01-08-2018 — 15-01-2019: Antal	01-08-2018 — 15-01-2019: Andel (%)
Helt enig	52	39
Delvist enig	63	48
Hverken enig eller uenig	10	8
Delvist uenig	4	3
Helt uenig	3	2
<b>Total</b>	<b>132</b>	<b>-</b>



01-08-2018 — 15-01-2019; Gennemsnit: 3,9, spredning: 0,7

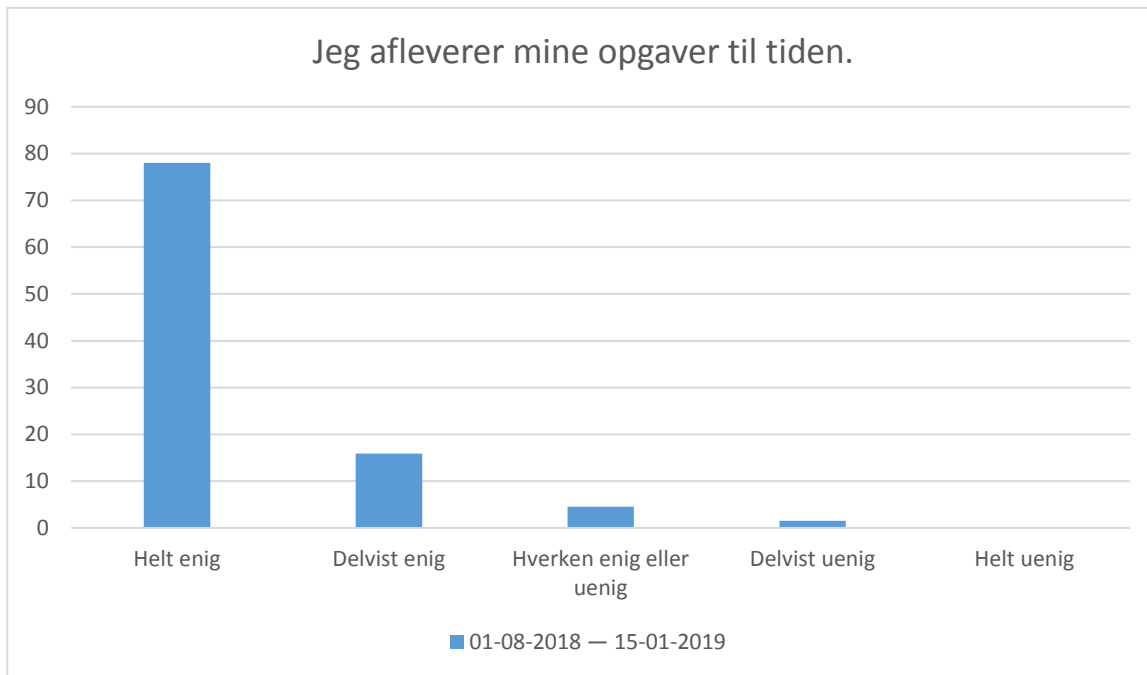
Svarmulighed	01-08-2018 — 15-01-2019: Antal	01-08-2018 — 15-01-2019: Andel (%)
Helt enig	24	18
Deltvist enig	72	55
Hverken enig eller uenig	34	26
Deltvist uenig	2	2
Helt uenig	0	0
<b>Total</b>	<b>132</b>	<b>-</b>



01-08-2018 — 15-01-2019; Gennemsnit: 3,8, spredning: 0,9

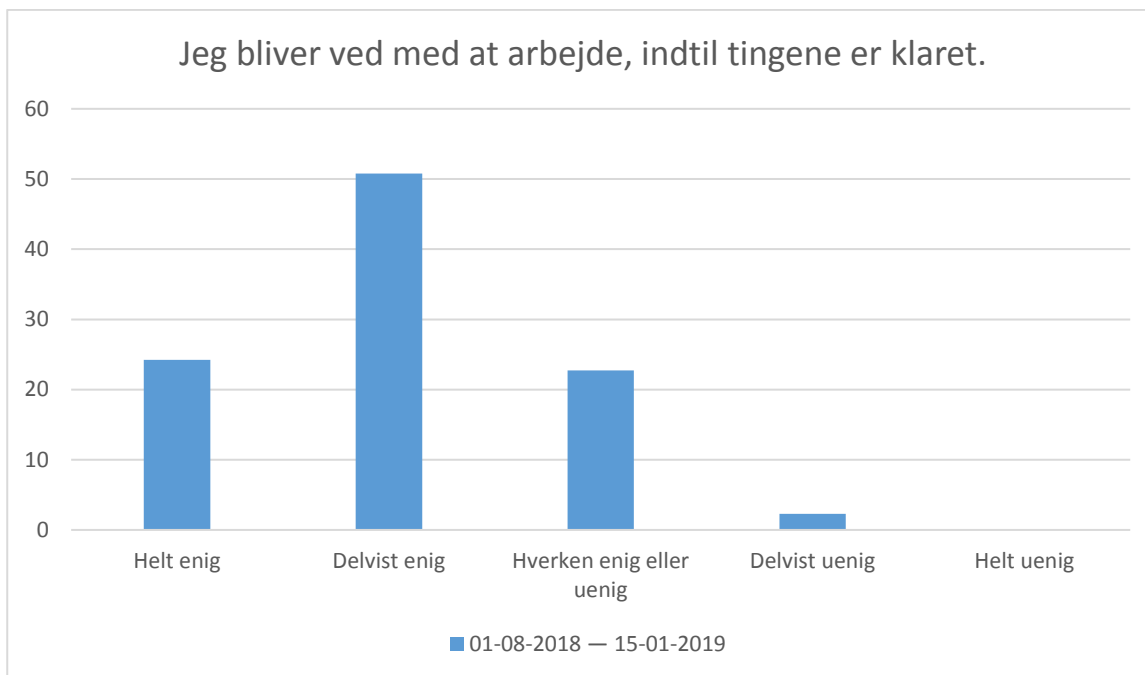
Svarmulighed	01-08-2018 — 15-01-2019: Antal		01-08-2018 — 15-01-2019: Andel (%)	
Helt enig	28	21	21	21
Delvist enig	60	45	45	45
Hverken enig eller uenig	29	22	22	22
Delvist uenig	15	11	11	11
Helt uenig	0	0	0	0
<b>Total</b>	<b>132</b>	<b>-</b>	<b>-</b>	<b>-</b>





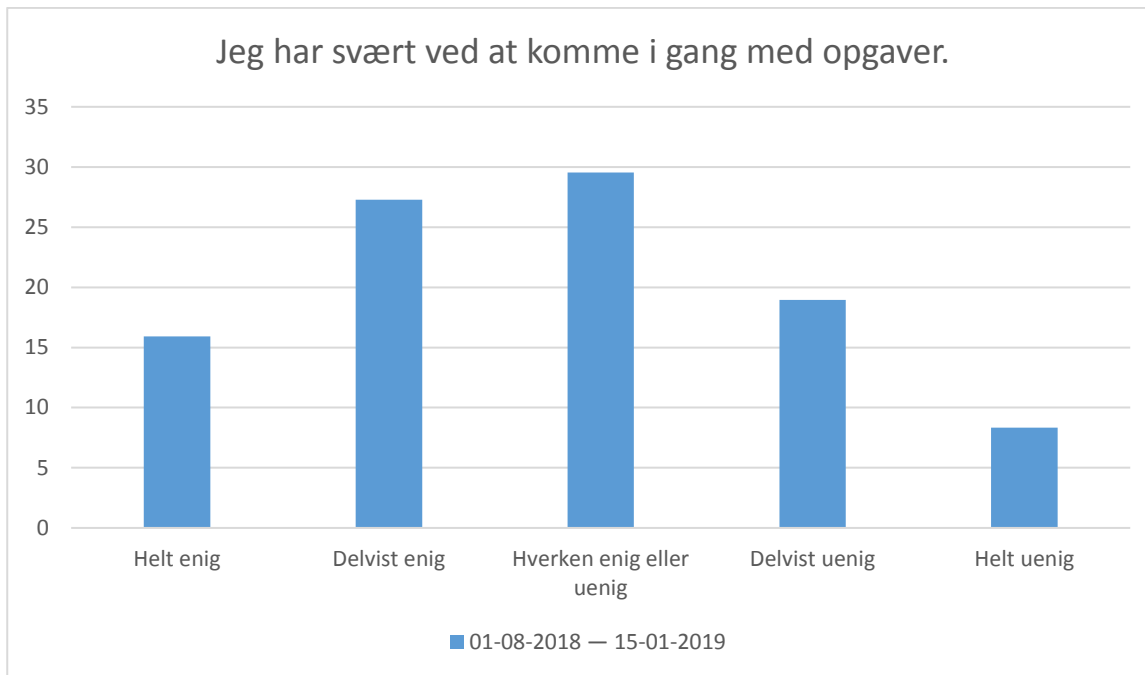
01-08-2018 — 15-01-2019; Gennemsnit: 4,7, spredning: 0,6

Svarmulighed	01-08-2018 — 15-01-2019: Antal	01-08-2018 — 15-01-2019: Andel (%)
Helt enig	103	78
Delvist enig	21	16
Hverken enig eller uenig	6	5
Delvist uenig	2	2
Helt uenig	0	0
<b>Total</b>	<b>132</b>	<b>-</b>



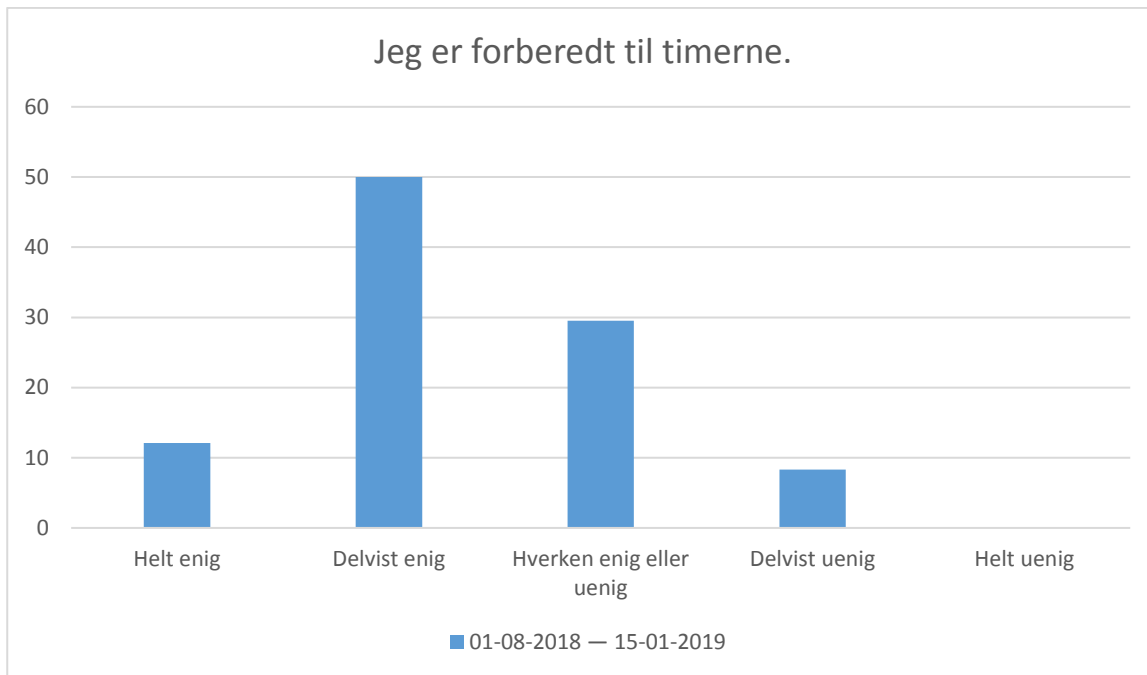
01-08-2018 — 15-01-2019; Gennemsnit: 4, spredning: 0,8

Svarmulighed	01-08-2018 — 15-01-2019: Antal	01-08-2018 — 15-01-2019: Andel (%)
Helt enig	32	24
Delvist enig	67	51
Hverken enig eller uenig	30	23
Delvist uenig	3	2
Helt uenig	0	0
Total	132	-



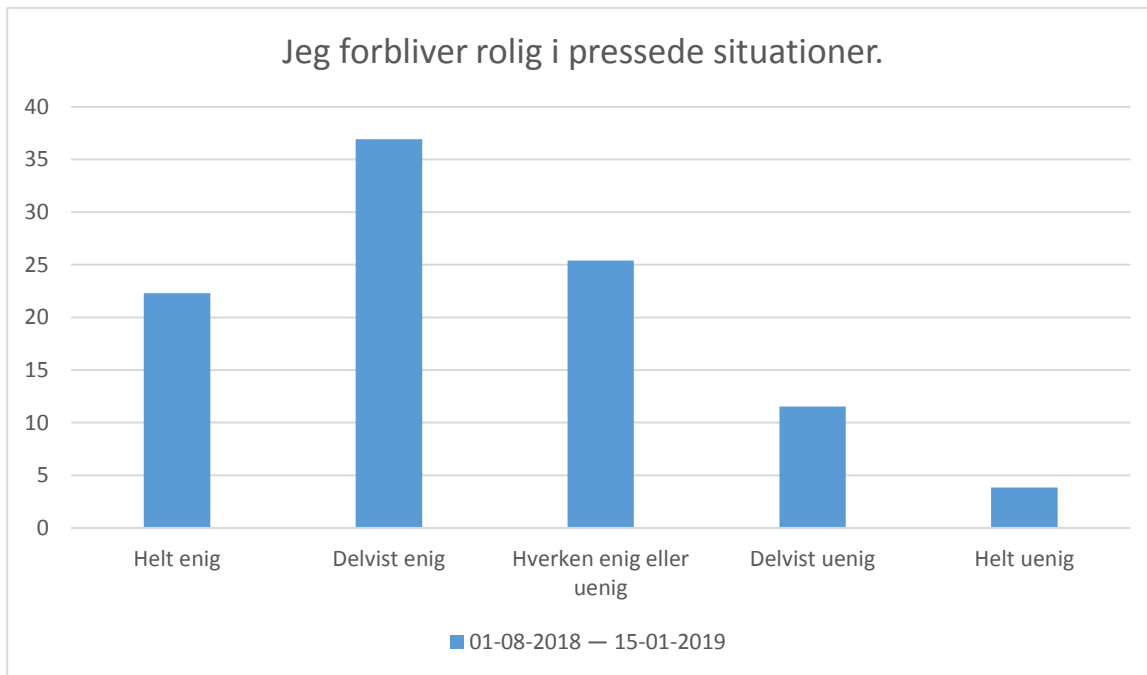
01-08-2018 — 15-01-2019; Gennemsnit: 3,2, spredning: 1,2

Svarmulighed	01-08-2018 — 15-01-2019: Antal	01-08-2018 — 15-01-2019: Andel (%)
Helt enig	21	16
Delvist enig	36	27
Hverken enig eller uenig	39	30
Delvist uenig	25	19
Helt uenig	11	8
Total	132	-



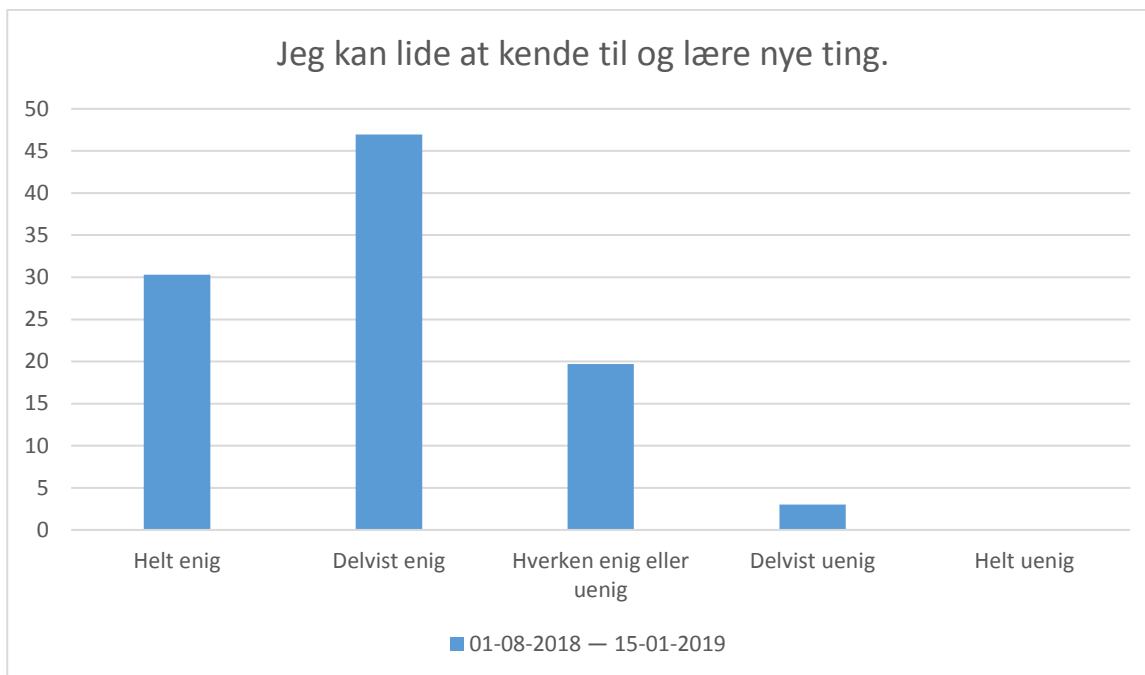
01-08-2018 — 15-01-2019; Gennemsnit: 3,7, spredning: 0,8

Svarmulighed	01-08-2018 — 15-01-2019: Antal	01-08-2018 — 15-01-2019: Andel (%)
Helt enig	16	12
Delvist enig	66	50
Hverken enig eller uenig	39	30
Delvist uenig	11	8
Helt uenig	0	0
Total	132	-



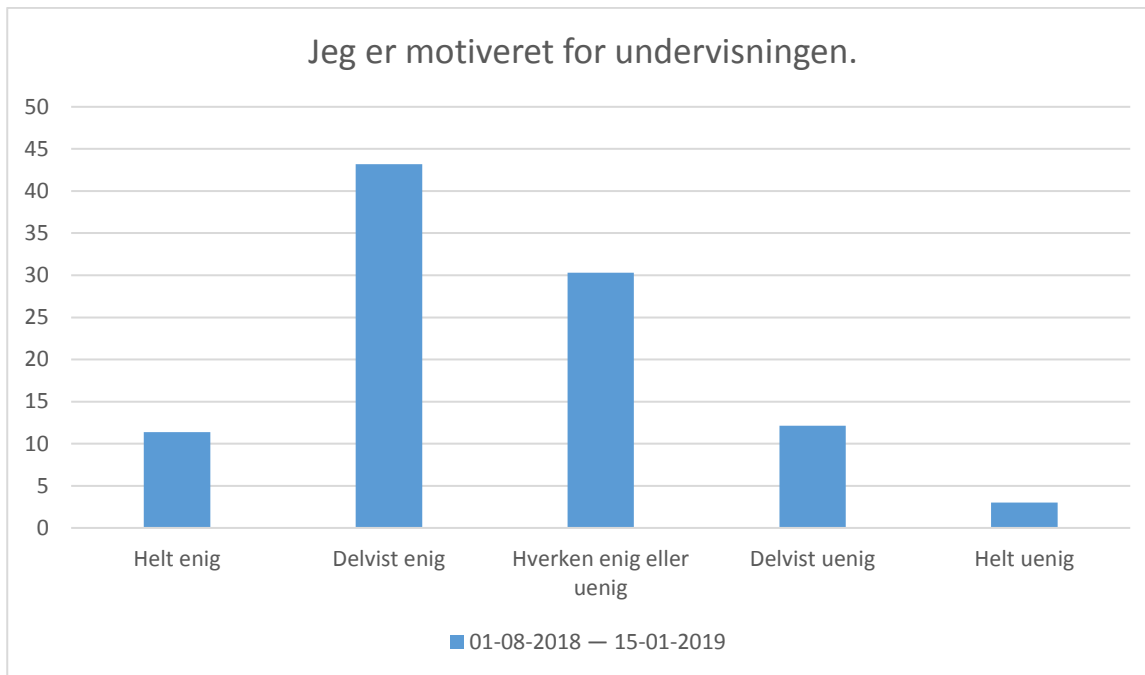
01-08-2018 — 15-01-2019; Gennemsnit: 3,6, spredning: 1,1

Svarmulighed	01-08-2018 — 15-01-2019: Antal	01-08-2018 — 15-01-2019: Andel (%)
Helt enig	29	22
Delvist enig	48	37
Hverken enig eller uenig	33	25
Delvist uenig	15	12
Helt uenig	5	4
Total	130	-



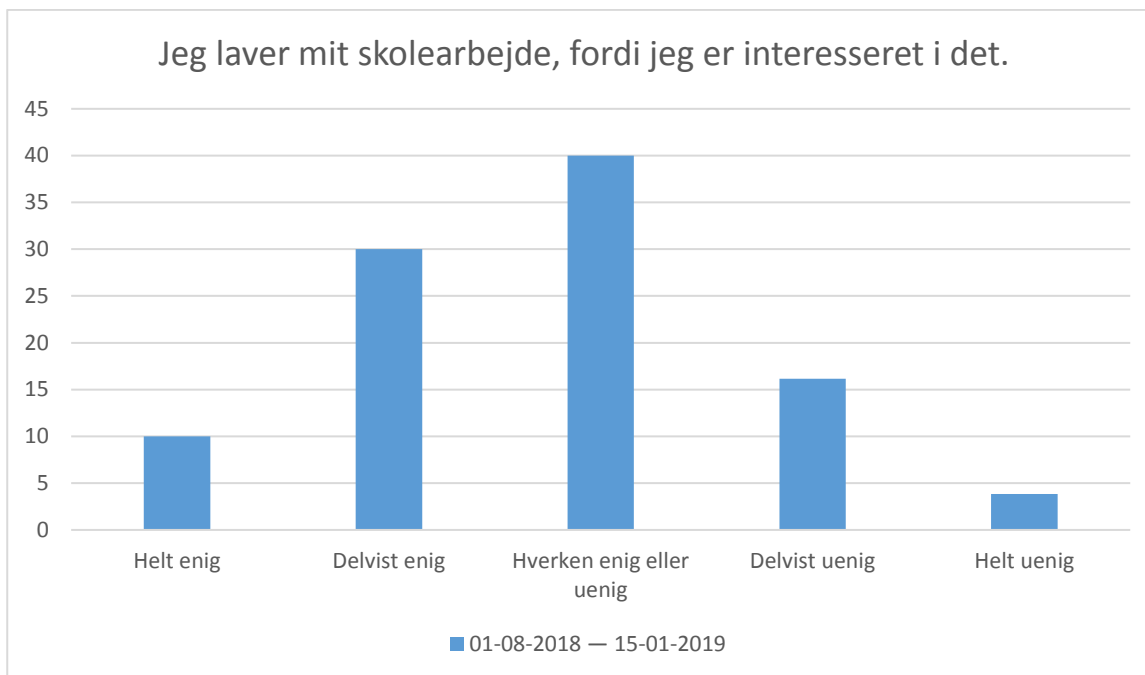
01-08-2018 — 15-01-2019; Gennemsnit: 4, spredning: 0,8

Svarmulighed	01-08-2018 — 15-01-2019: Antal		01-08-2018 — 15-01-2019: Andel (%)	
Helt enig	40		30	
Delvist enig	62		47	
Hverken enig eller uenig	26		20	
Delvist uenig	4		3	
Helt uenig	0		0	
<b>Total</b>	<b>132</b>		<b>-</b>	



01-08-2018 — 15-01-2019; Gennemsnit: 3,5, spredning: 1

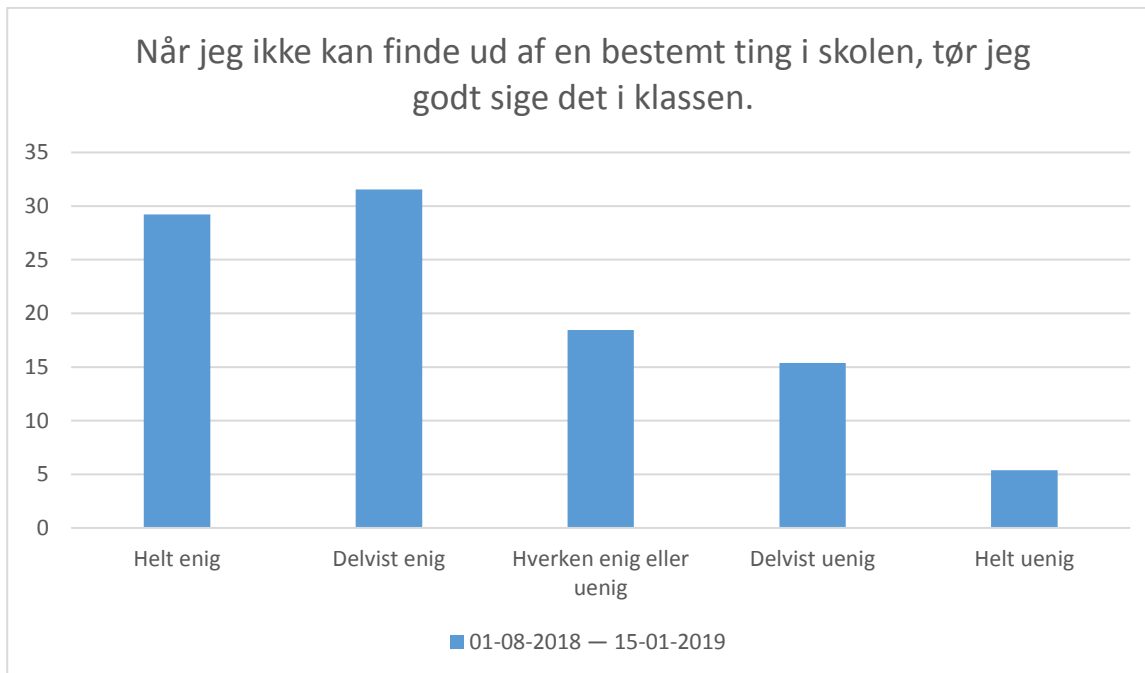
Svarmulighed	01-08-2018 — 15-01-2019: Antal	01-08-2018 — 15-01-2019: Andel (%)
Helt enig	15	11
Delvist enig	57	43
Hverken enig eller uenig	40	30
Delvist uenig	16	12
Helt uenig	4	3
Total	132	-



01-08-2018 — 15-01-2019; Gennemsnit: 3,3, spredning: 1

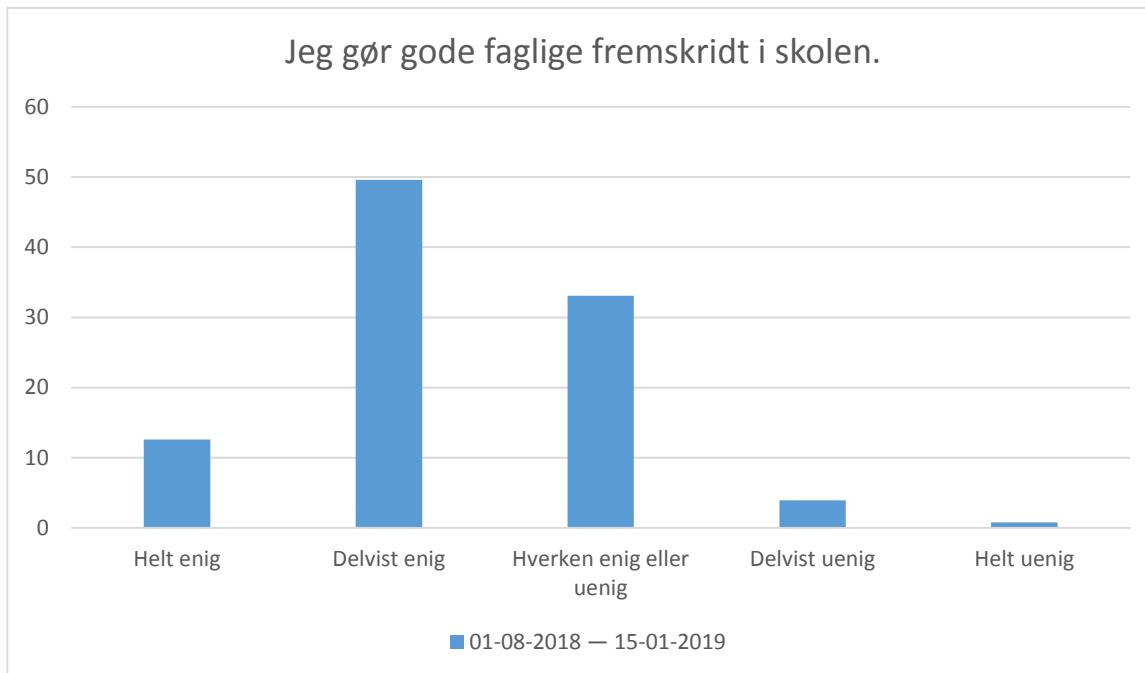
Svarmulighed	01-08-2018 — 15-01-2019: Antal	01-08-2018 — 15-01-2019: Andel (%)
Helt enig	13	10
Delvist enig	39	30
Hverken enig eller uenig	52	40
Delvist uenig	21	16
Helt uenig	5	4
Total	130	-





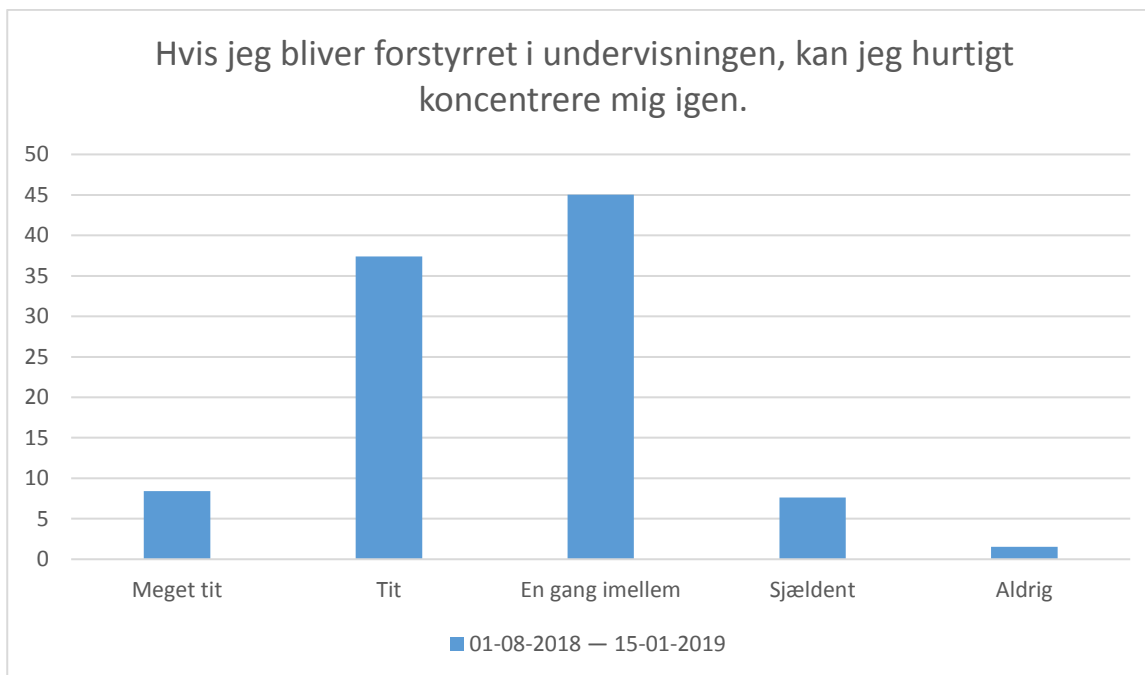
01-08-2018 — 15-01-2019; Gennemsnit: 3,6, spredning: 1,2

Svarmulighed	01-08-2018 — 15-01-2019: Antal	01-08-2018 — 15-01-2019: Andel (%)
Helt enig	38	29
Delvist enig	41	32
Hverken enig eller uenig	24	18
Delvist uenig	20	15
Helt uenig	7	5
Total	130	-



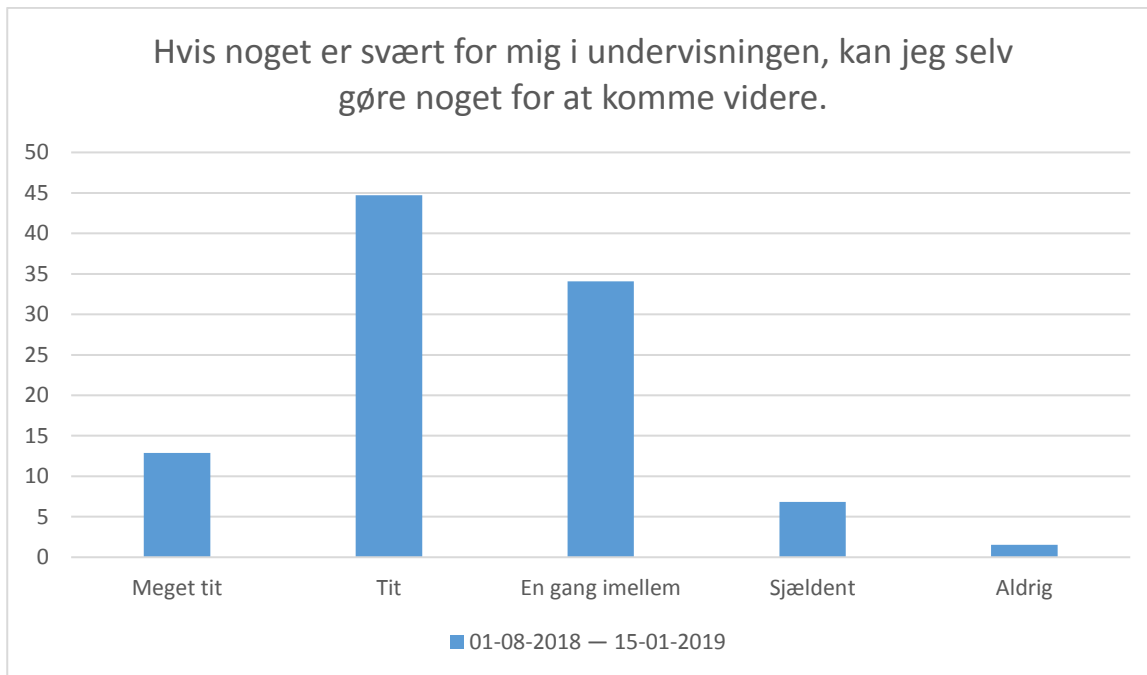
01-08-2018 — 15-01-2019; Gennemsnit: 3,7, spredning: 0,8

Svarmulighed	01-08-2018 — 15-01-2019: Antal	01-08-2018 — 15-01-2019: Andel (%)
Helt enig	16	13
Delvist enig	63	50
Hverken enig eller uenig	42	33
Delvist uenig	5	4
Helt uenig	1	1
Total	127	-



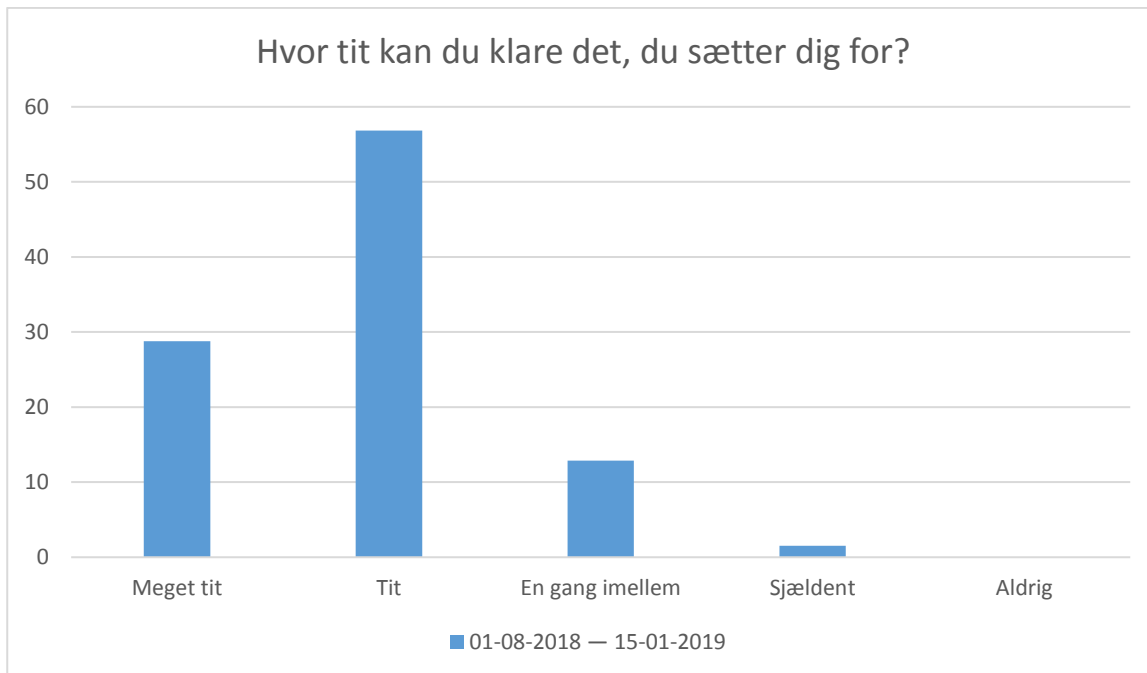
01-08-2018 — 15-01-2019; Gennemsnit: 3,4, spredning: 0,8

Svarmulighed	01-08-2018 — 15-01-2019: Antal	01-08-2018 — 15-01-2019: Andel (%)
Meget tit	11	8
Tit	49	37
En gang imellem	59	45
Sjældent	10	8
Aldrig	2	2
Total	131	-



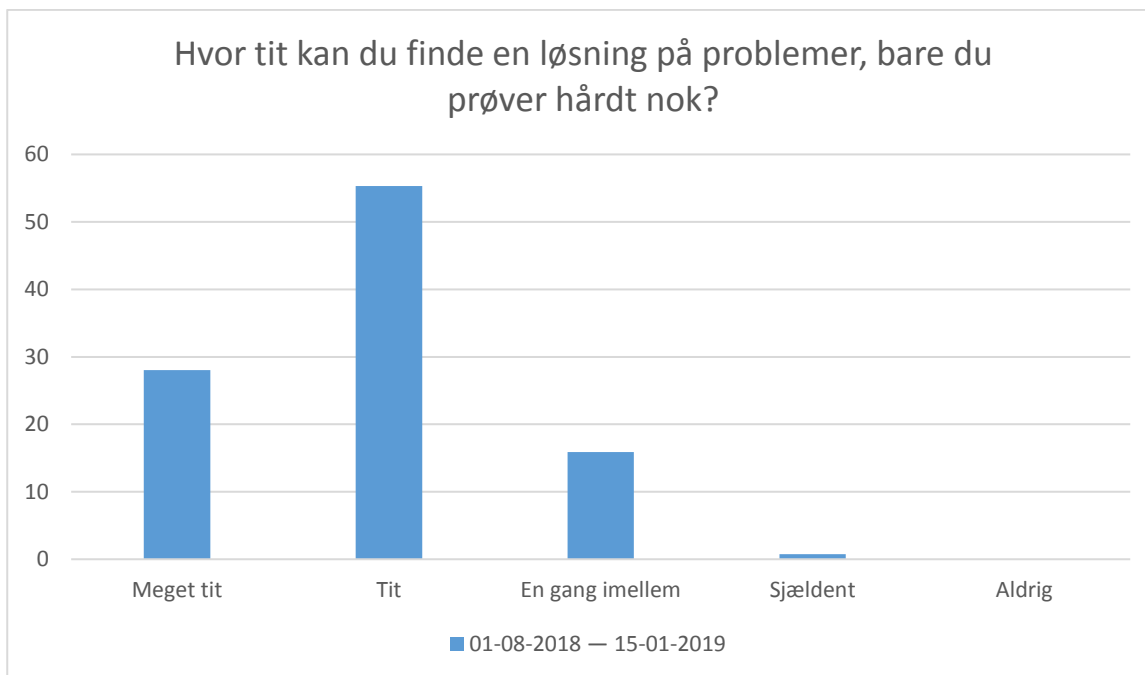
01-08-2018 — 15-01-2019; Gennemsnit: 3,6, spredning: 0,9

Svarmulighed	01-08-2018 — 15-01-2019: Antal	01-08-2018 — 15-01-2019: Andel (%)
Meget tit	17	13
Tit	59	45
En gang imellem	45	34
Sjældent	9	7
Aldrig	2	2
Total	132	-



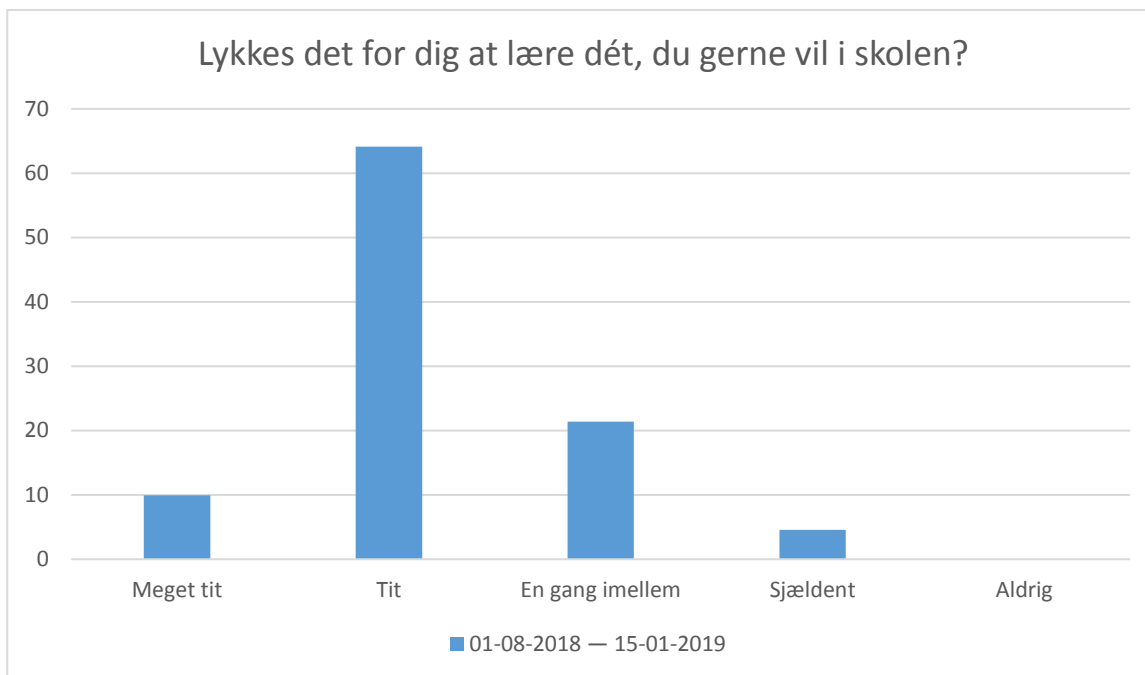
01-08-2018 — 15-01-2019; Gennemsnit: 4,1, spredning: 0,7

Svarmulighed	01-08-2018 — 15-01-2019: Antal	01-08-2018 — 15-01-2019: Andel (%)
Meget tit	38	29
Tit	75	57
En gang imellem	17	13
Sjældent	2	2
Aldrig	0	0
Total	132	-



01-08-2018 — 15-01-2019; Gennemsnit: 4,1, spredning: 0,7

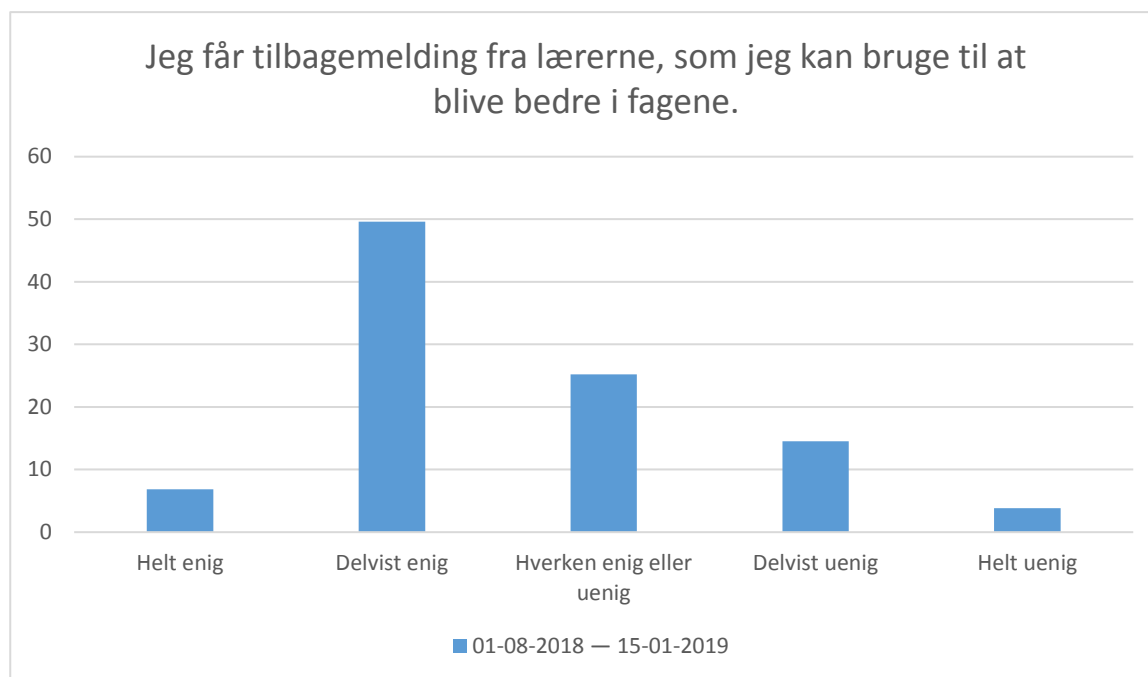
Svarmulighed	01-08-2018 — 15-01-2019: Antal	01-08-2018 — 15-01-2019: Andel (%)
Meget tit	37	28
Tit	73	55
En gang imellem	21	16
Sjældent	1	1
Aldrig	0	0
Total	132	-



01-08-2018 — 15-01-2019; Gennemsnit: 3,8, spredning: 0,7

Svarmulighed	01-08-2018 — 15-01-2019: Antal	01-08-2018 — 15-01-2019: Andel (%)
Meget tit	13	10
Tit	84	64
En gang imellem	28	21
Sjældent	6	5
Aldrig	0	0
Total	131	-

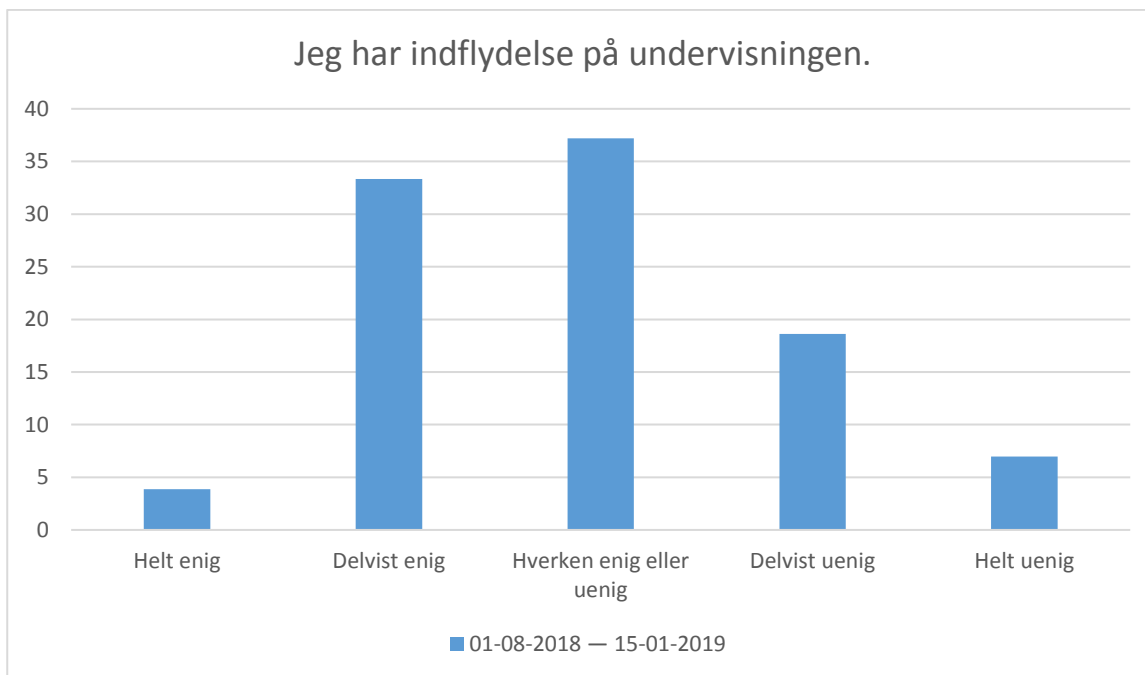
## Afsnit D



01-08-2018 — 15-01-2019; Gennemsnit: 3,4, spredning: 1

Svarmulighed	01-08-2018 — 15-01-2019: Antal	01-08-2018 — 15-01-2019: Andel (%)
Helt enig	9	7
Delvist enig	65	50
Hverken enig eller uenig	33	25
Delvist uenig	19	15
Helt uenig	5	4
Total	131	-

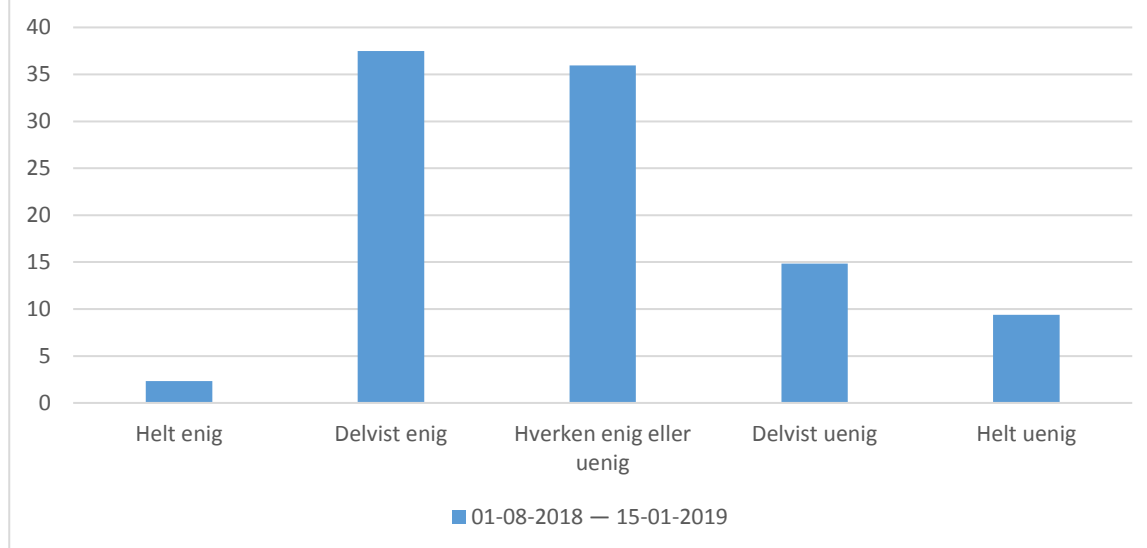




01-08-2018 — 15-01-2019; Gennemsnit: 3,1, spredning: 1

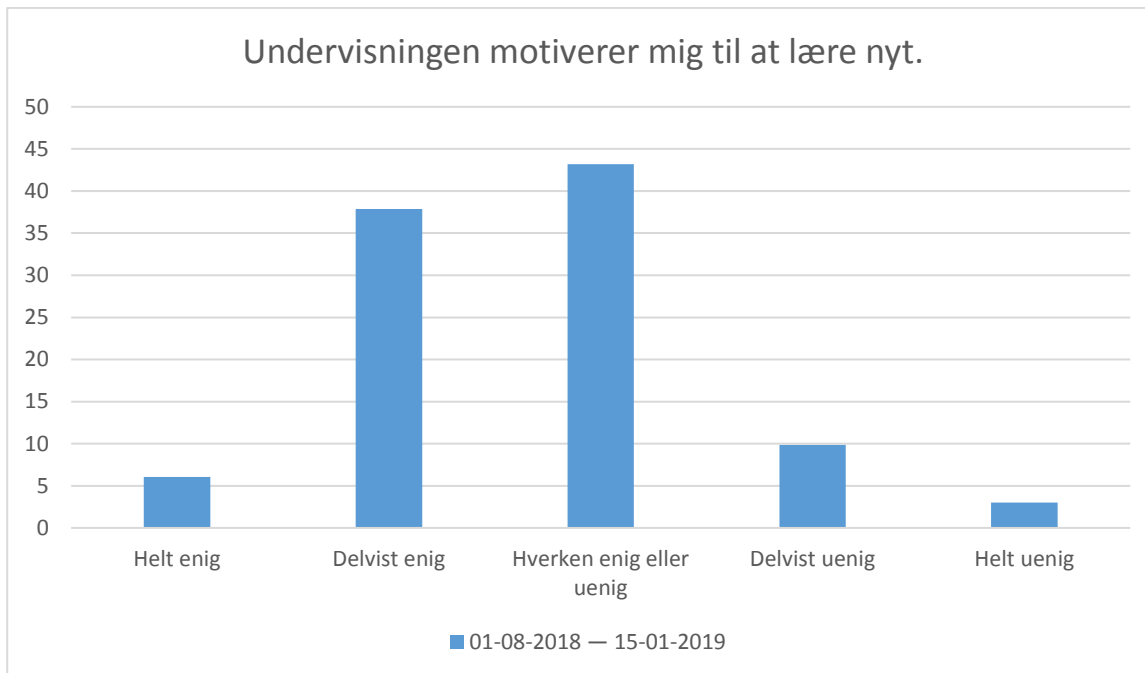
Svarmulighed	01-08-2018 — 15-01-2019: Antal	01-08-2018 — 15-01-2019: Andel (%)
Helt enig	5	4
Delvist enig	43	33
Hverken enig eller uenig	48	37
Delvist uenig	24	19
Helt uenig	9	7
Total	129	-

### Lærerne sørger for, at elevernes ideer bliver brugt i undervisningen.



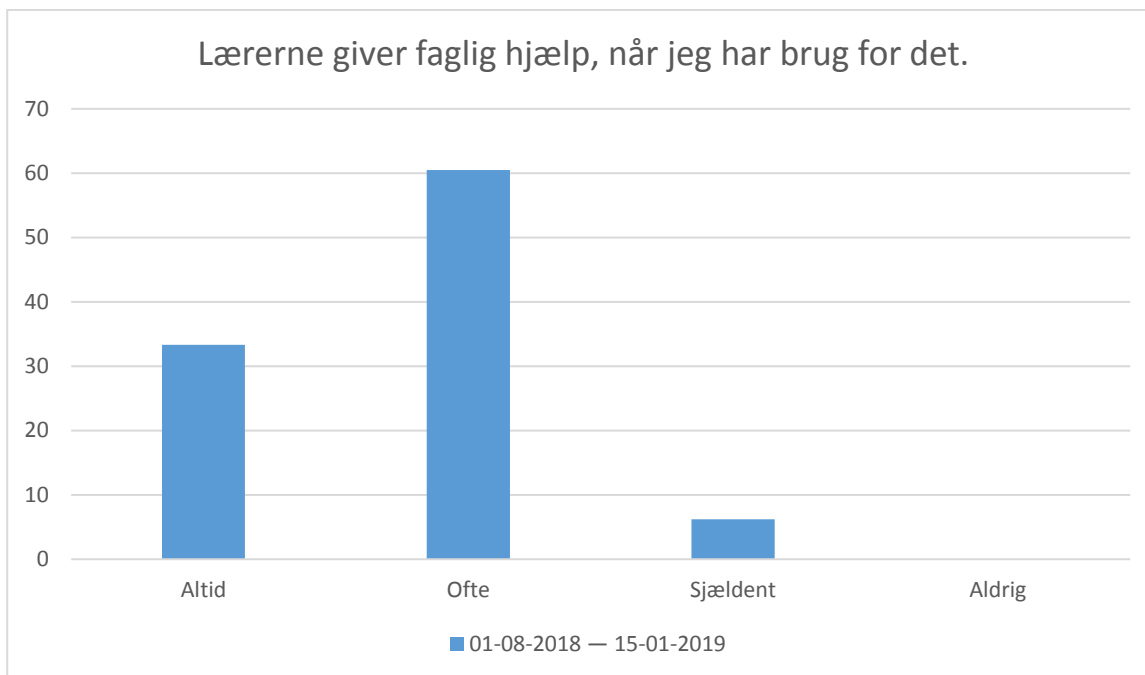
01-08-2018 — 15-01-2019; Gennemsnit: 3,1, spredning: 1

Svarmulighed	01-08-2018 — 15-01-2019: Antal	01-08-2018 — 15-01-2019: Andel (%)
Helt enig	3	2
Delvist enig	48	38
Hverken enig eller uenig	46	36
Delvist uenig	19	15
Helt uenig	12	9
Total	128	-



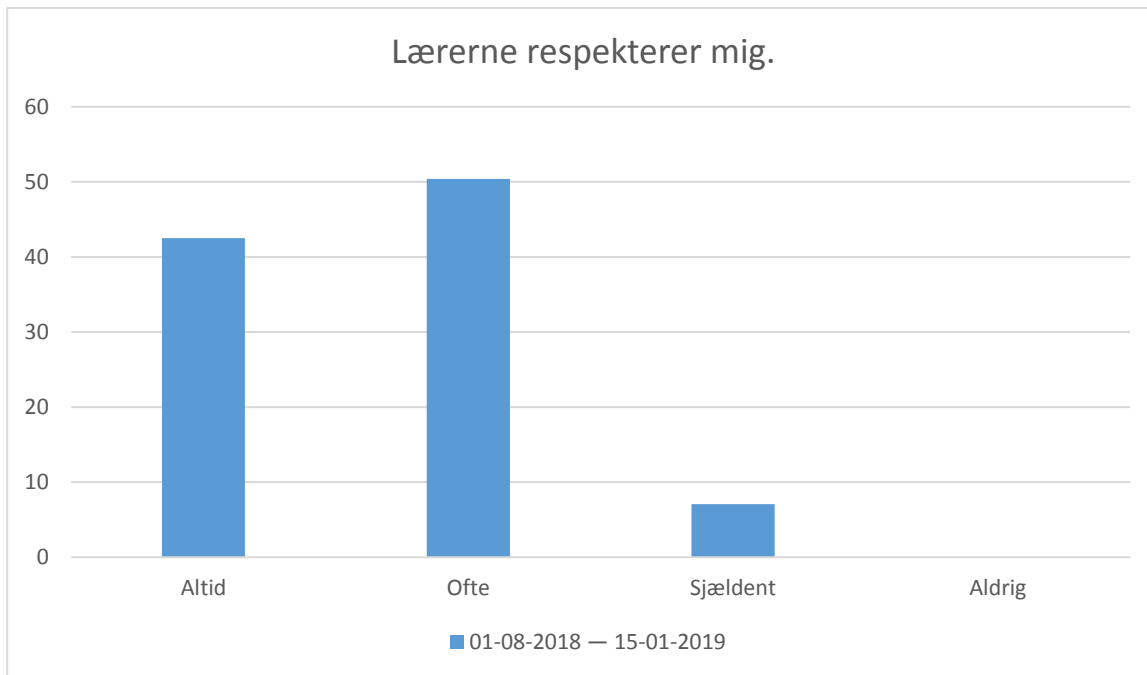
01-08-2018 — 15-01-2019; Gennemsnit: 3,3, spredning: 0,9

Svarmulighed	01-08-2018 — 15-01-2019: Antal	01-08-2018 — 15-01-2019: Andel (%)
Helt enig	8	6
Delvist enig	50	38
Hverken enig eller uenig	57	43
Delvist uenig	13	10
Helt uenig	4	3
Total	132	-



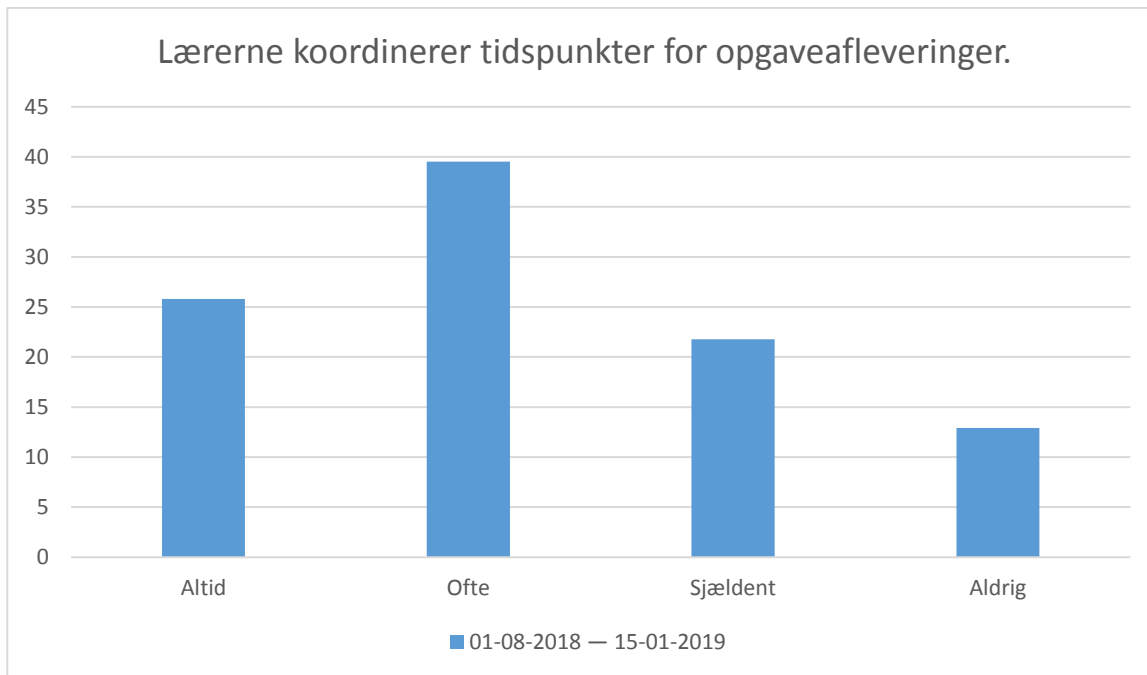
01-08-2018 — 15-01-2019; Gennemsnit: 3,3, spredning: 0,6

Svarmulighed	01-08-2018 — 15-01-2019: Antal	01-08-2018 — 15-01-2019: Andel (%)
Altid	43	33
Ofte	78	60
Sjældent	8	6
Aldrig	0	0
Total	129	-



01-08-2018 — 15-01-2019; Gennemsnit: 3,4, spredning: 0,6

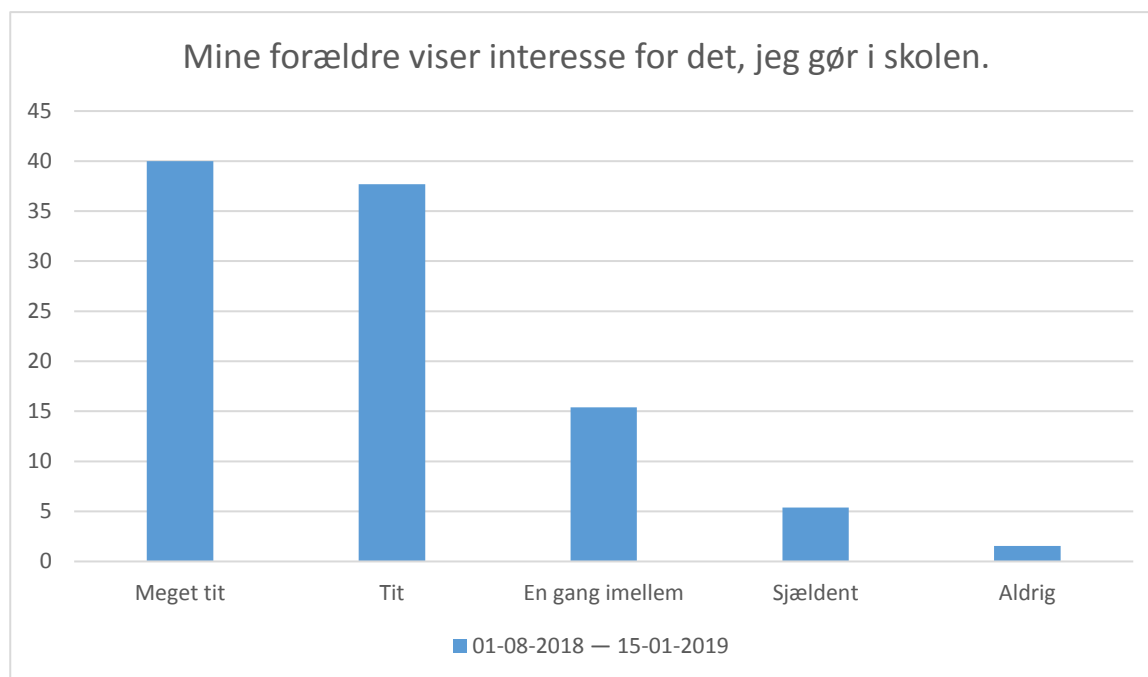
Svarmulighed	01-08-2018 — 15-01-2019: Antal	01-08-2018 — 15-01-2019: Andel (%)
Altid	54	43
Ofte	64	50
Sjældent	9	7
Aldrig	0	0
<b>Total</b>	<b>127</b>	<b>-</b>



01-08-2018 — 15-01-2019; Gennemsnit: 2,8, spredning: 1

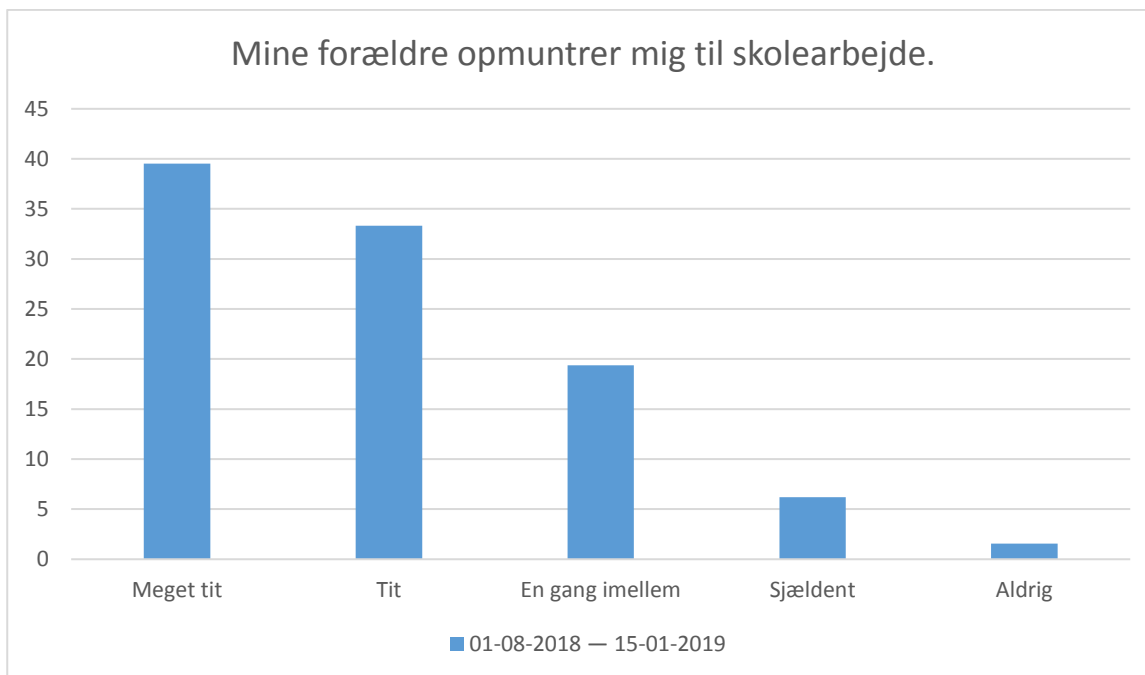
Svarmulighed	01-08-2018 — 15-01-2019: Antal	01-08-2018 — 15-01-2019: Andel (%)
Altid	32	26
Ofte	49	40
Sjældent	27	22
Aldrig	16	13
Total	124	-

## Afsnit E



01-08-2018 — 15-01-2019; Gennemsnit: 4,1, spredning: 1

Svarmulighed	01-08-2018 — 15-01-2019: Antal	01-08-2018 — 15-01-2019: Andel (%)
Meget tit	52	40
Tit	49	38
En gang imellem	20	15
Sjældent	7	5
Aldrig	2	2
Total	130	-

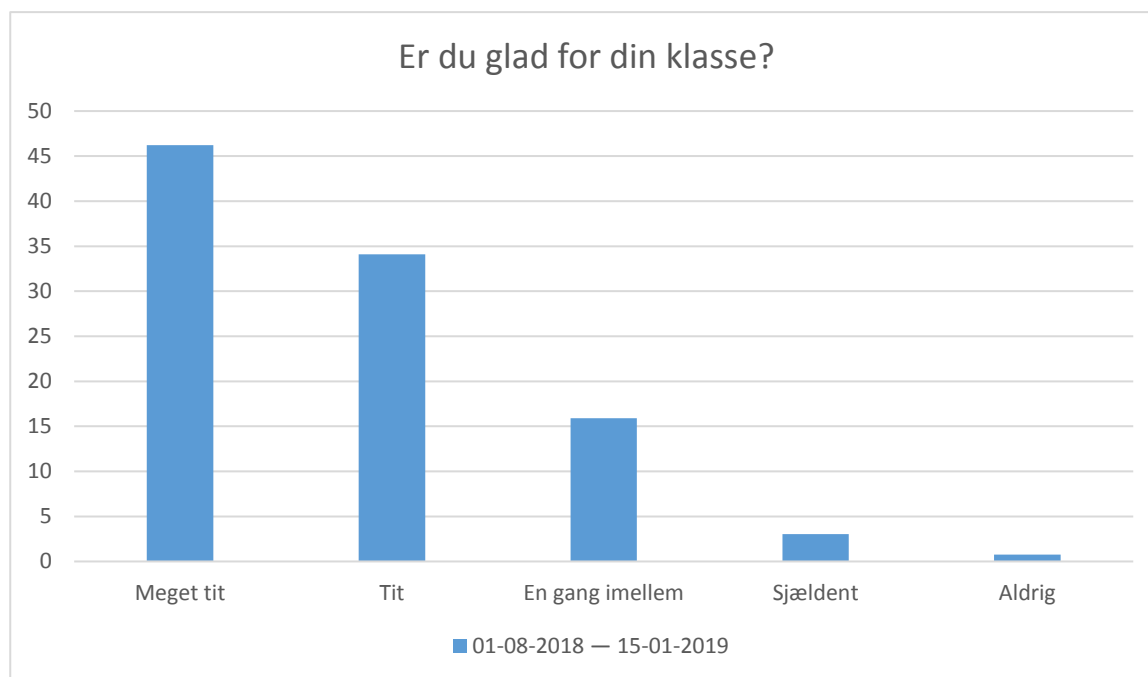


01-08-2018 — 15-01-2019; Gennemsnit: 4, spredning: 1

Svarmulighed	01-08-2018 — 15-01-2019: Antal	01-08-2018 — 15-01-2019: Andel (%)
Meget tit	51	40
Tit	43	33
En gang imellem	25	19
Sjældent	8	6
Aldrig	2	2
Total	129	-

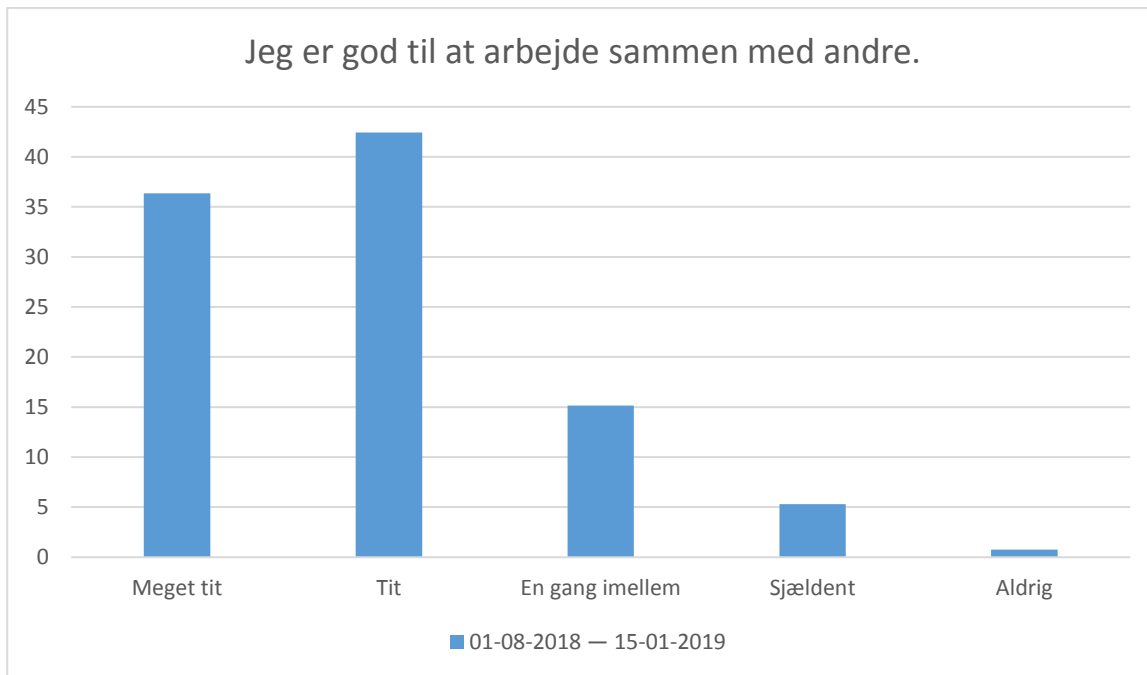


## Afsnit F



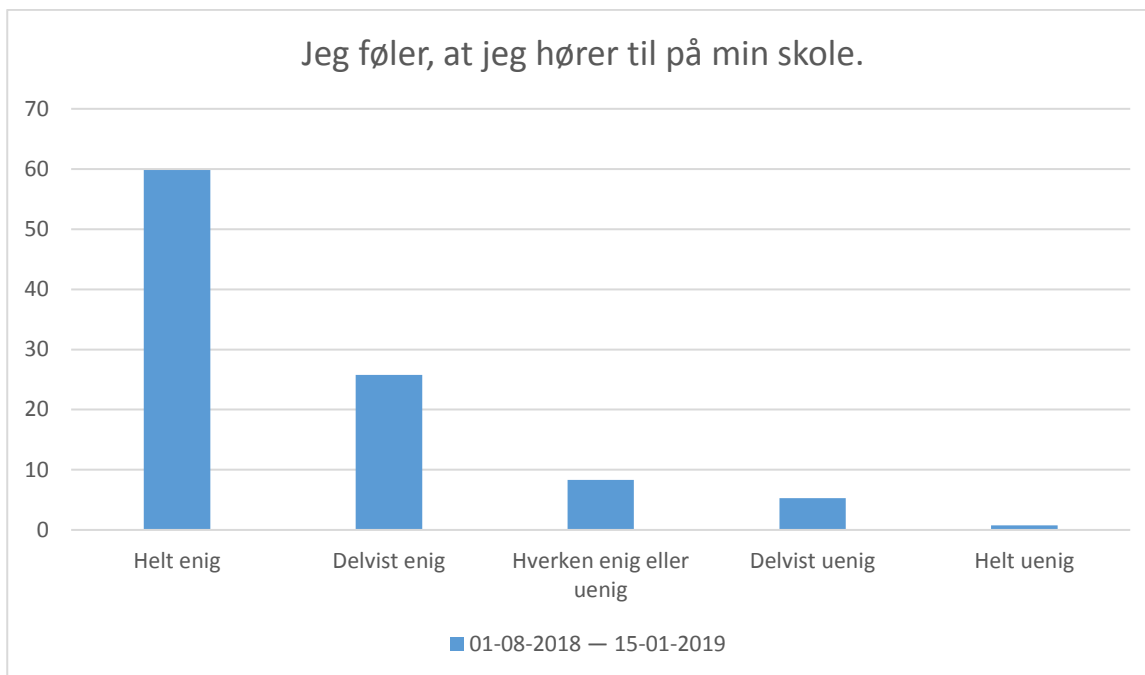
01-08-2018 — 15-01-2019; Gennemsnit: 4,2, spredning: 0,9

Svarmulighed	01-08-2018 — 15-01-2019: Antal	01-08-2018 — 15-01-2019: Andel (%)
Meget tit	61	46
Tit	45	34
En gang imellem	21	16
Sjældent	4	3
Aldrig	1	1
Total	132	-



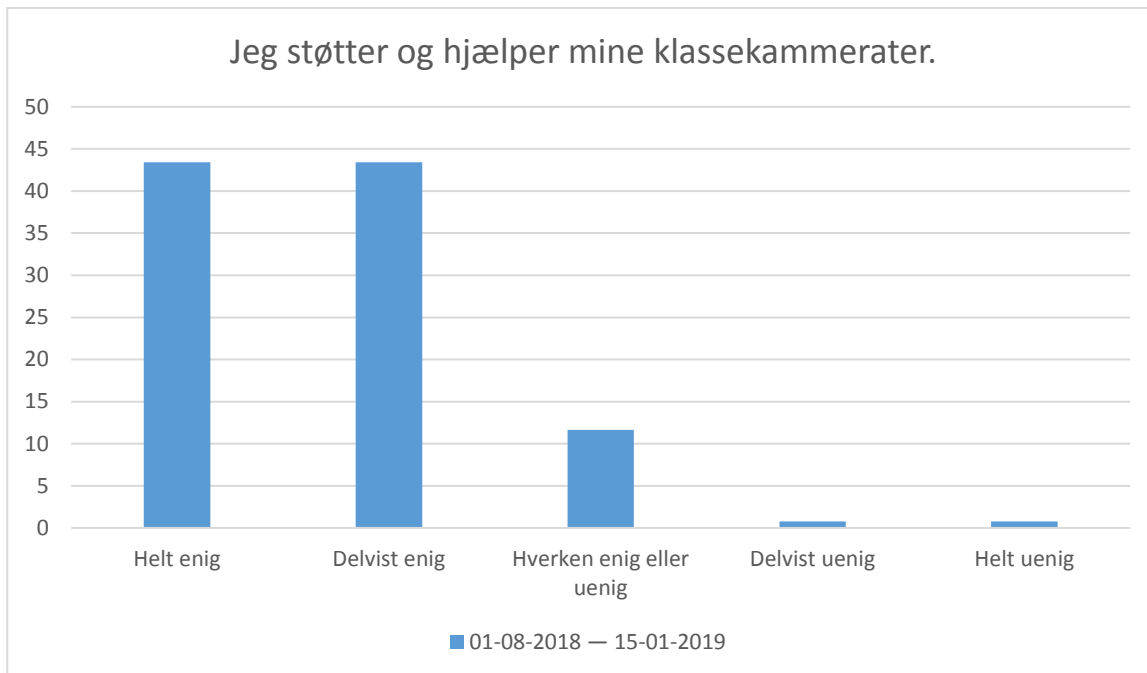
01-08-2018 — 15-01-2019; Gennemsnit: 4,1, spredning: 0,9

Svarmulighed	01-08-2018 — 15-01-2019: Antal	01-08-2018 — 15-01-2019: Andel (%)
Meget tit	48	36
Tit	56	42
En gang imellem	20	15
Sjældent	7	5
Aldrig	1	1
Total	132	-



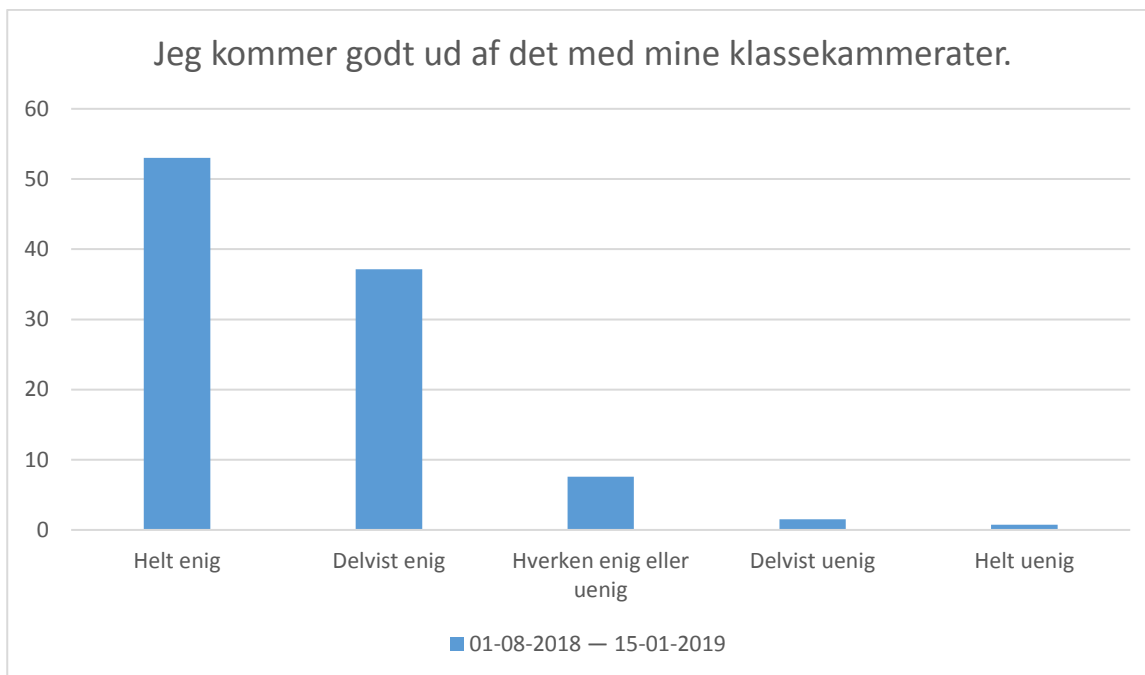
01-08-2018 — 15-01-2019; Gennemsnit: 4,4, spredning: 0,9

Svarmulighed	01-08-2018 — 15-01-2019: Antal	01-08-2018 — 15-01-2019: Andel (%)
Helt enig	79	60
Delvist enig	34	26
Hverken enig eller uenig	11	8
Delvist uenig	7	5
Helt uenig	1	1
Total	132	-



01-08-2018 — 15-01-2019; Gennemsnit: 4,3, spredning: 0,8

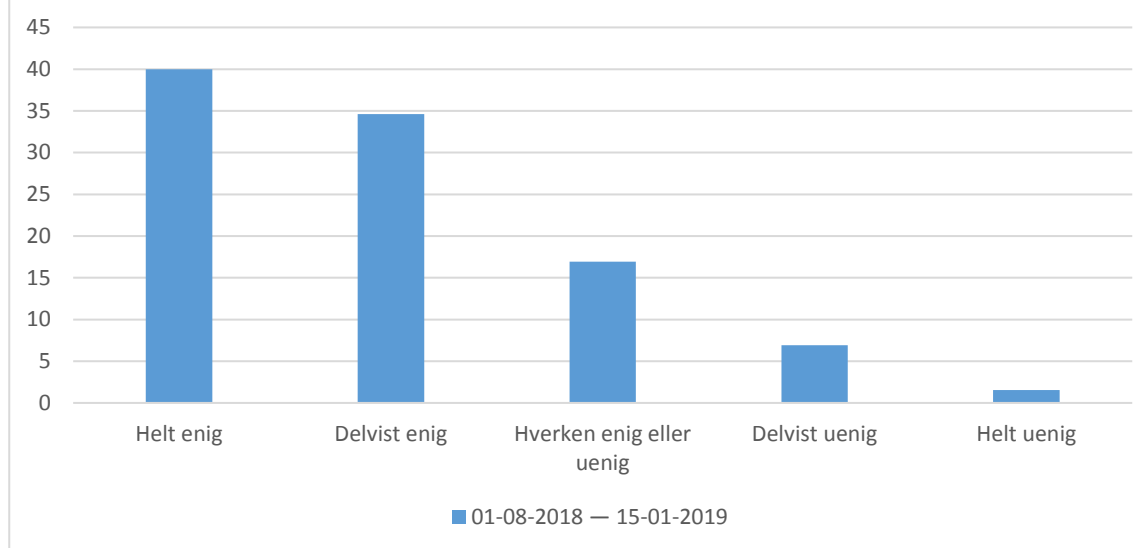
Svarmulighed	01-08-2018 — 15-01-2019: Antal	01-08-2018 — 15-01-2019: Andel (%)
Helt enig	56	43
Delvist enig	56	43
Hverken enig eller uenig	15	12
Delvist uenig	1	1
Helt uenig	1	1
<b>Total</b>	<b>129</b>	<b>-</b>



01-08-2018 — 15-01-2019; Gennemsnit: 4,4, spredning: 0,8

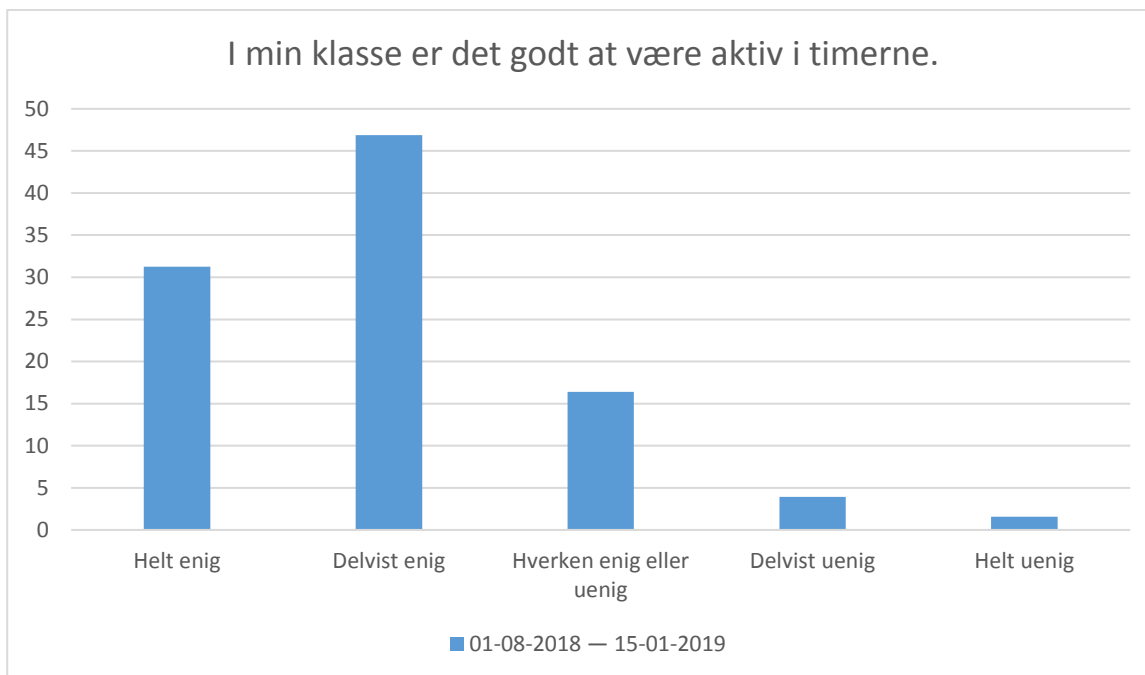
Svarmulighed	01-08-2018 — 15-01-2019: Antal	01-08-2018 — 15-01-2019: Andel (%)
Helt enig	70	53
Delvist enig	49	37
Hverken enig eller uenig	10	8
Delvist uenig	2	2
Helt uenig	1	1
Total	132	-

Stemningen i min klasse er præget af forståelse og respekt for hinanden.



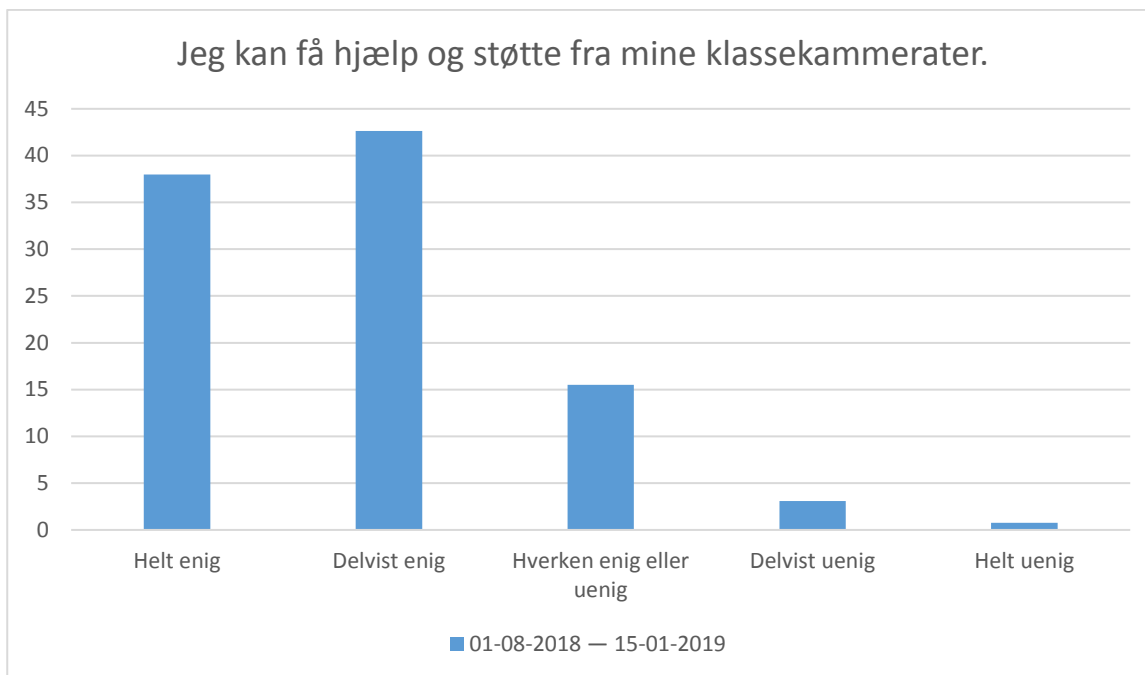
01-08-2018 — 15-01-2019; Gennemsnit: 4, spredning: 1

Svarmulighed	01-08-2018 — 15-01-2019: Antal	01-08-2018 — 15-01-2019: Andel (%)
Helt enig	52	40
Delvist enig	45	35
Hverken enig eller uenig	22	17
Delvist uenig	9	7
Helt uenig	2	2
Total	130	-



01-08-2018 — 15-01-2019; Gennemsnit: 4, spredning: 0,9

Svarmulighed	01-08-2018 — 15-01-2019: Antal	01-08-2018 — 15-01-2019: Andel (%)
Helt enig	40	31
Delvist enig	60	47
Hverken enig eller uenig	21	16
Delvist uenig	5	4
Helt uenig	2	2
Total	128	-



01-08-2018 — 15-01-2019; Gennemsnit: 4,1, spredning: 0,8

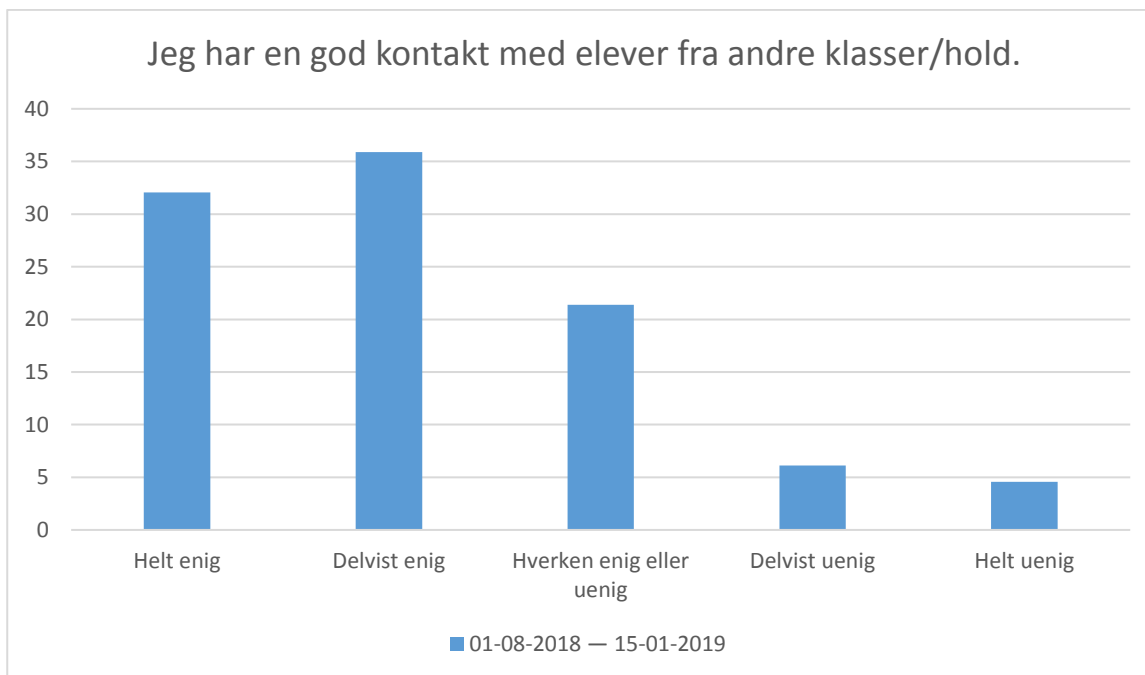
Svarmulighed	01-08-2018 — 15-01-2019: Antal	01-08-2018 — 15-01-2019: Andel (%)
Helt enig	49	38
Delvist enig	55	43
Hverken enig eller uenig	20	16
Delvist uenig	4	3
Helt uenig	1	1
Total	129	-





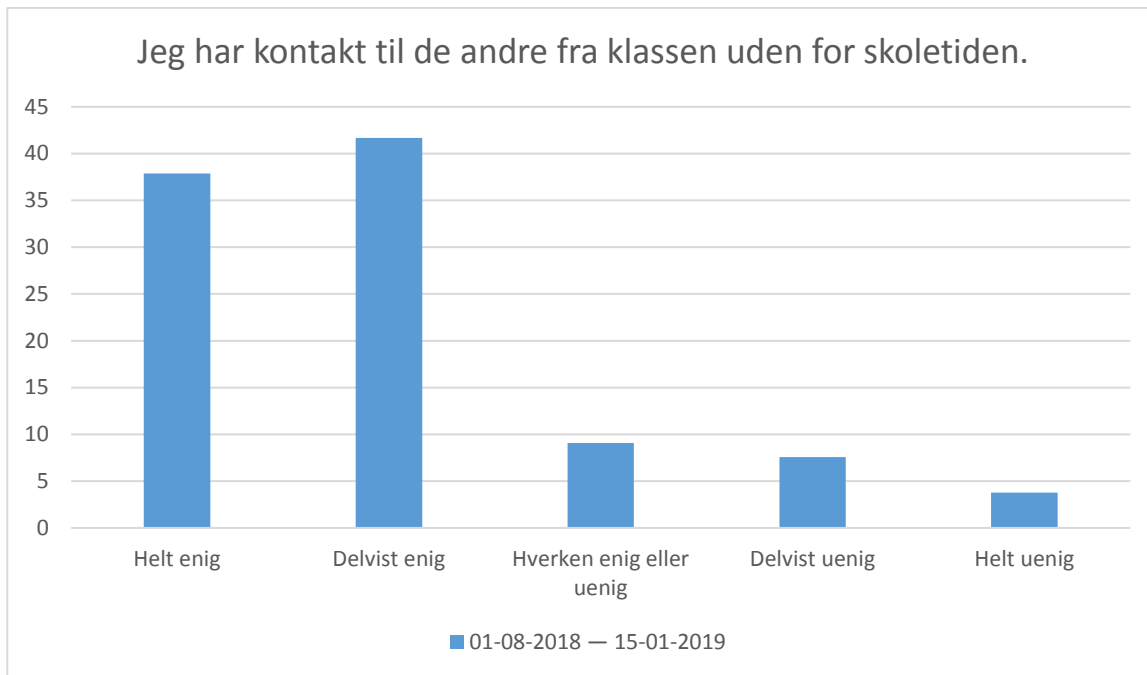
01-08-2018 — 15-01-2019; Gennemsnit: 1,5, spredning: 1

Svarmulighed	01-08-2018 — 15-01-2019: Antal	01-08-2018 — 15-01-2019: Andel (%)
Helt enig	3	2
Delvist enig	5	4
Hverken enig eller uenig	9	7
Delvist uenig	19	15
Helt uenig	93	72
Total	129	-



01-08-2018 — 15-01-2019; Gennemsnit: 3,8, spredning: 1,1

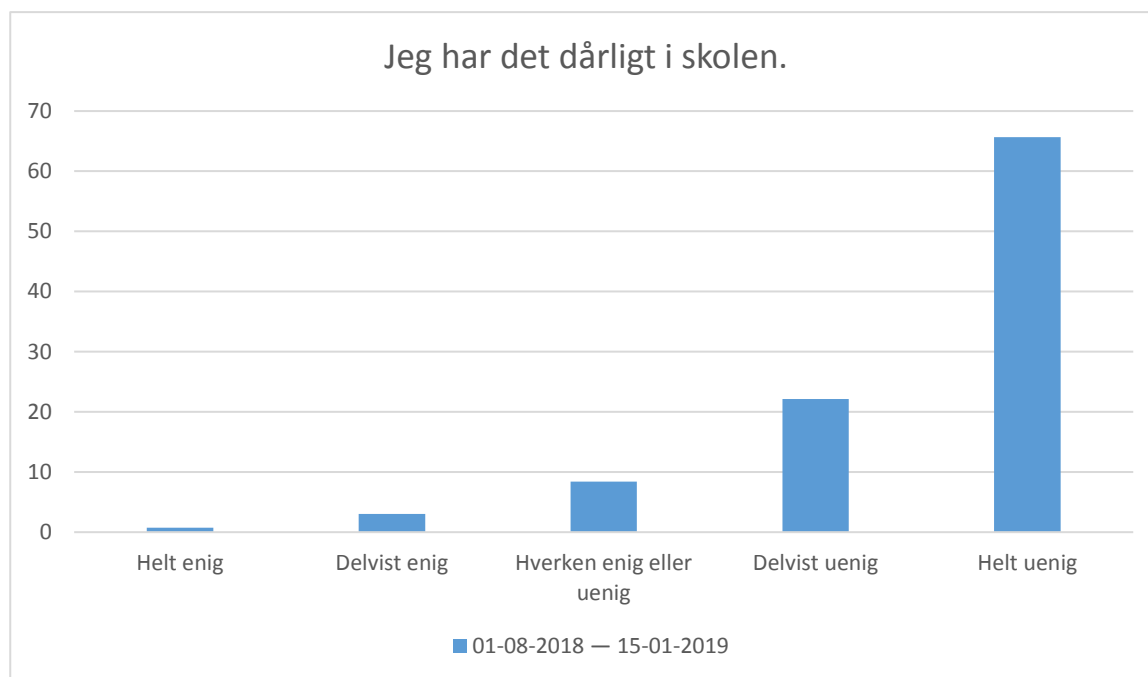
Svarmulighed	01-08-2018 — 15-01-2019: Antal	01-08-2018 — 15-01-2019: Andel (%)
Helt enig	42	32
Delvist enig	47	36
Hverken enig eller uenig	28	21
Delvist uenig	8	6
Helt uenig	6	5
Total	131	-



01-08-2018 — 15-01-2019; Gennemsnit: 4, spredning: 1,1

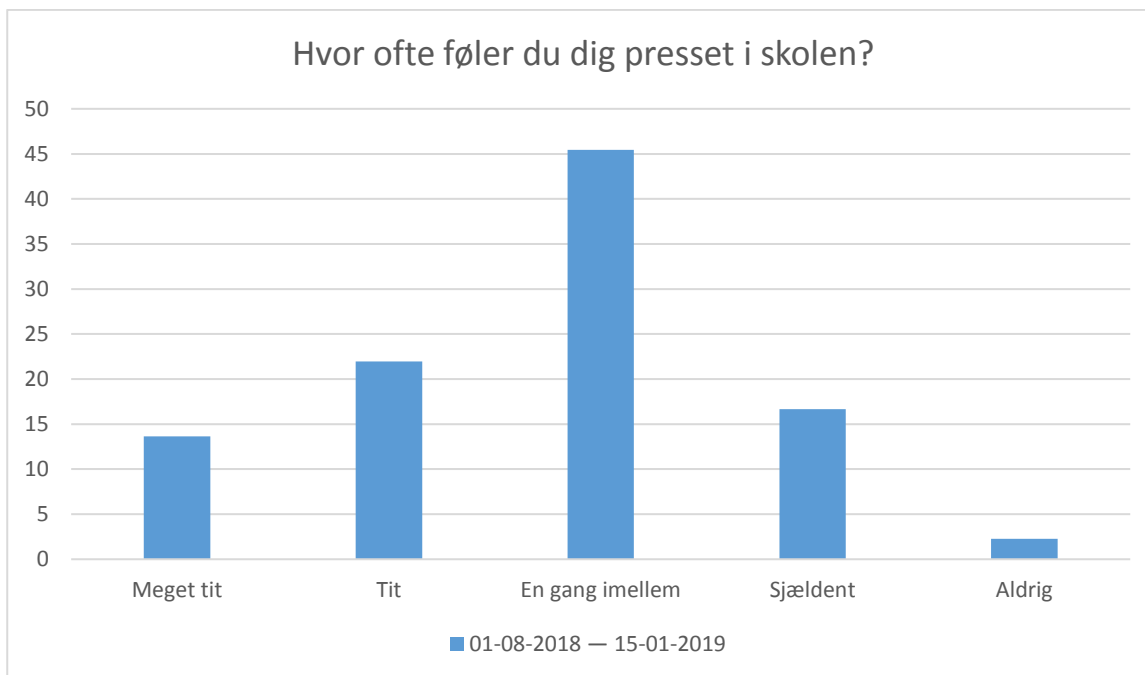
Svarmulighed	01-08-2018 — 15-01-2019: Antal	01-08-2018 — 15-01-2019: Andel (%)
Helt enig	50	38
Delvist enig	55	42
Hverken enig eller uenig	12	9
Delvist uenig	10	8
Helt uenig	5	4
Total	132	-

## Afsnit G



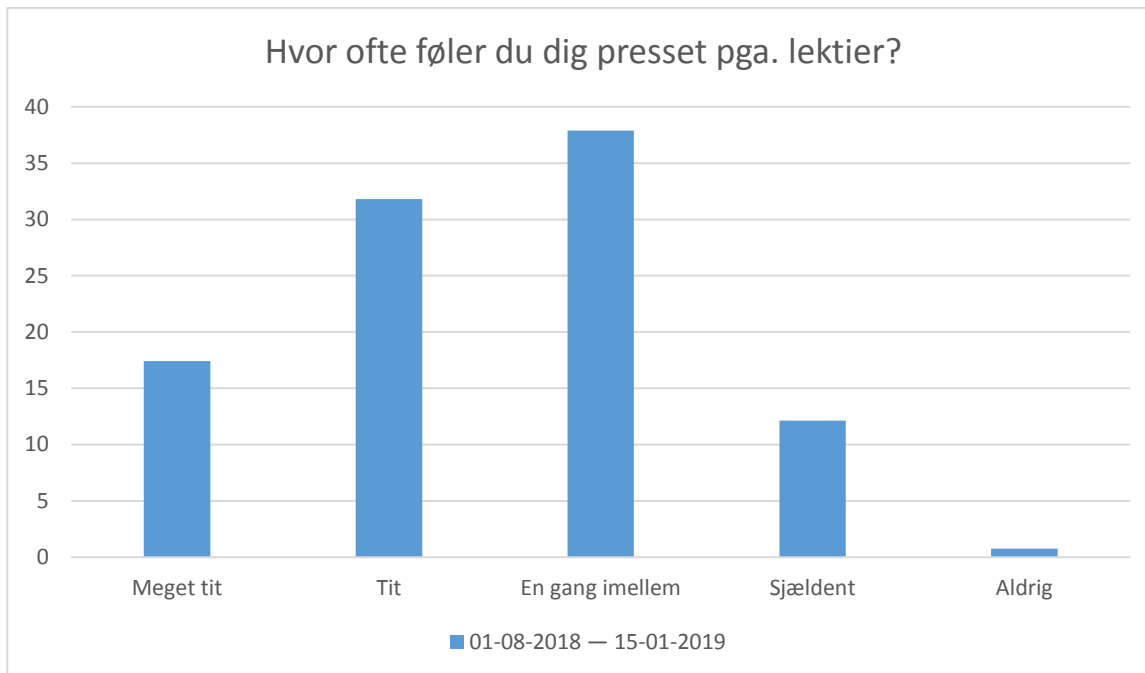
01-08-2018 — 15-01-2019; Gennemsnit: 1,5, spredning: 0,8

Svarmulighed	01-08-2018 — 15-01-2019: Antal	01-08-2018 — 15-01-2019: Andel (%)
Helt enig	1	1
Delvist enig	4	3
Hverken enig eller uenig	11	8
Delvist uenig	29	22
Helt uenig	86	66
Total	131	-



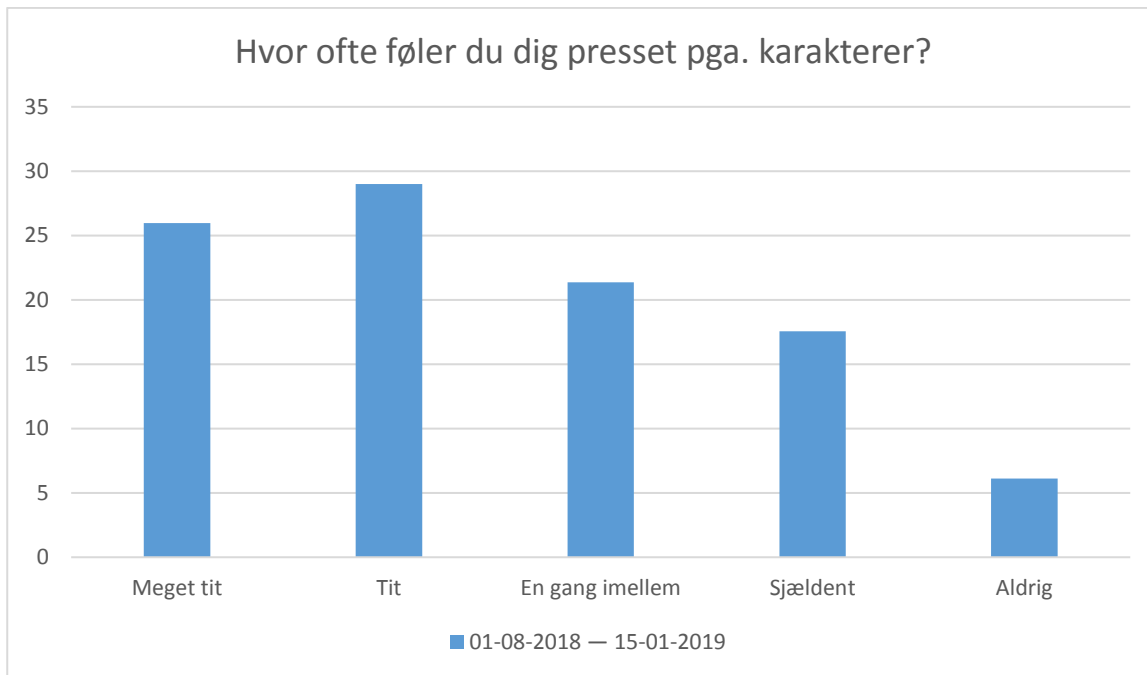
01-08-2018 — 15-01-2019; Gennemsnit: 3,3, spredning: 1

Svarmulighed	01-08-2018 — 15-01-2019: Antal	01-08-2018 — 15-01-2019: Andel (%)
Meget tit	18	14
Tit	29	22
En gang imellem	60	45
Sjældent	22	17
Aldrig	3	2
Total	132	-



01-08-2018 — 15-01-2019; Gennemsnit: 3,5, spredning: 0,9

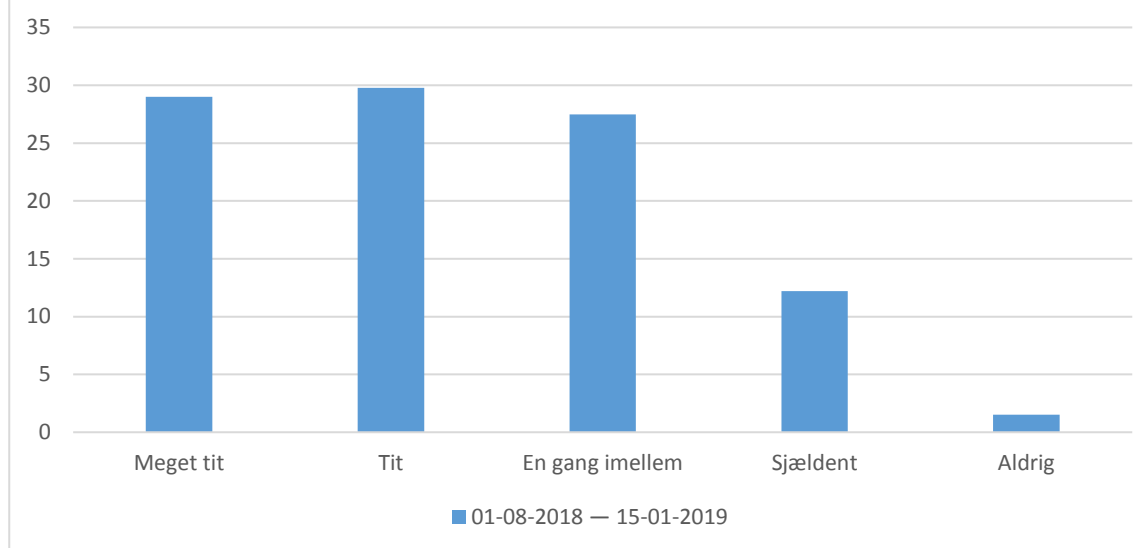
Svarmulighed	01-08-2018 — 15-01-2019: Antal	01-08-2018 — 15-01-2019: Andel (%)
Meget tit	23	17
Tit	42	32
En gang imellem	50	38
Sjældent	16	12
Aldrig	1	1
Total	132	-



01-08-2018 — 15-01-2019; Gennemsnit: 3,5, spredning: 1,2

Svarmulighed	01-08-2018 — 15-01-2019: Antal	01-08-2018 — 15-01-2019: Andel (%)
Meget tit	34	26
Tit	38	29
En gang imellem	28	21
Sjældent	23	18
Aldrig	8	6
Total	131	-

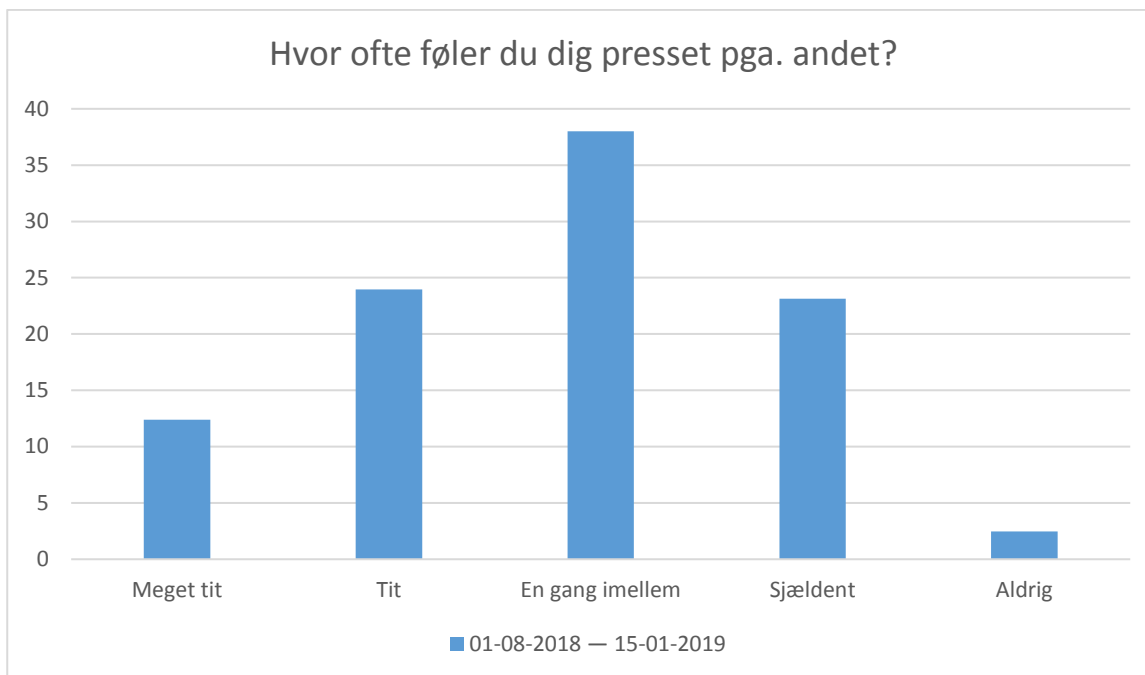
### Hvor ofte føler du dig presset pga. egne krav og forventninger til skolearbejdet?



01-08-2018 — 15-01-2019; Gennemsnit: 3,7, spredning: 1,1

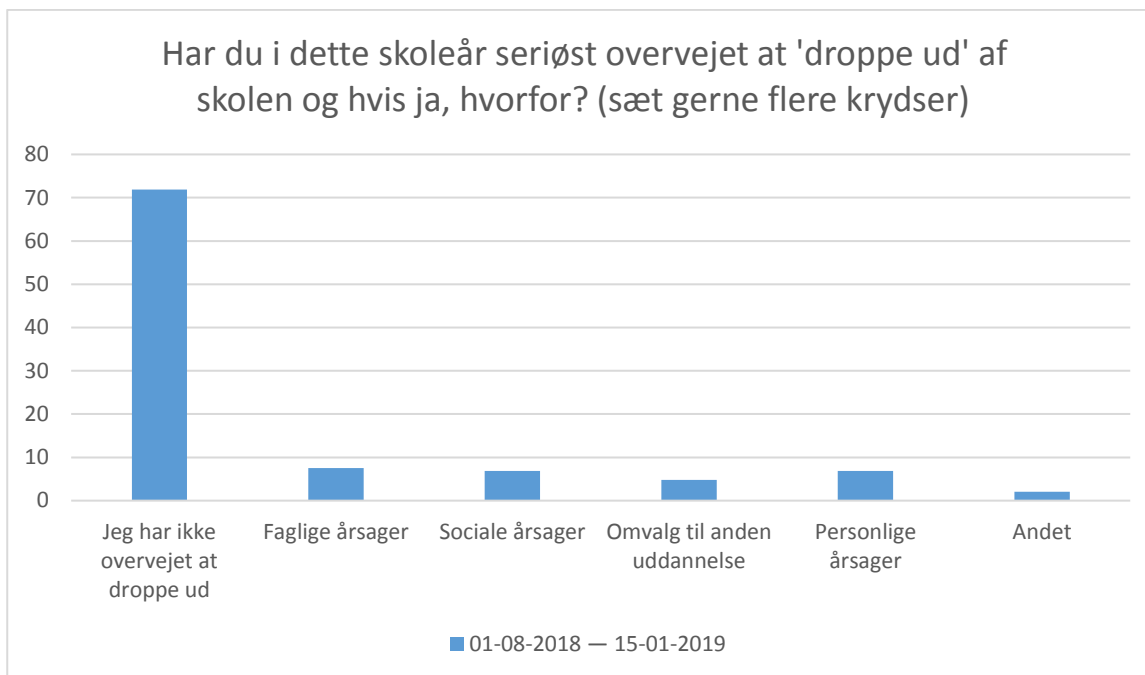
Svarmulighed	01-08-2018 — 15-01-2019: Antal	01-08-2018 — 15-01-2019: Andel (%)
Meget tit	38	29
Tit	39	30
En gang imellem	36	27
Sjældent	16	12
Aldrig	2	2
Total	131	-





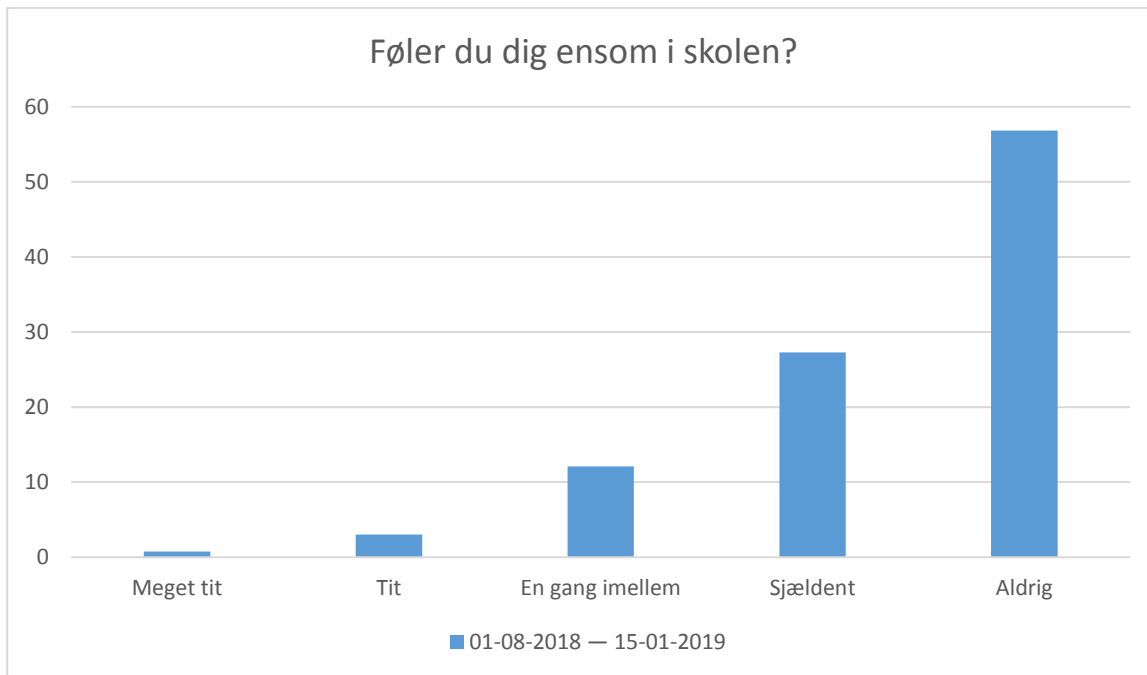
01-08-2018 — 15-01-2019; Gennemsnit: 3,2, spredning: 1

Svarmulighed	01-08-2018 — 15-01-2019: Antal		01-08-2018 — 15-01-2019: Andel (%)	
Meget tit		15		12
Tit		29		24
En gang imellem		46		38
Sjældent		28		23
Aldrig		3		2
Total		121		-



01-08-2018 — 15-01-2019; Gennemsnit og spredning kan ikke beregnes.

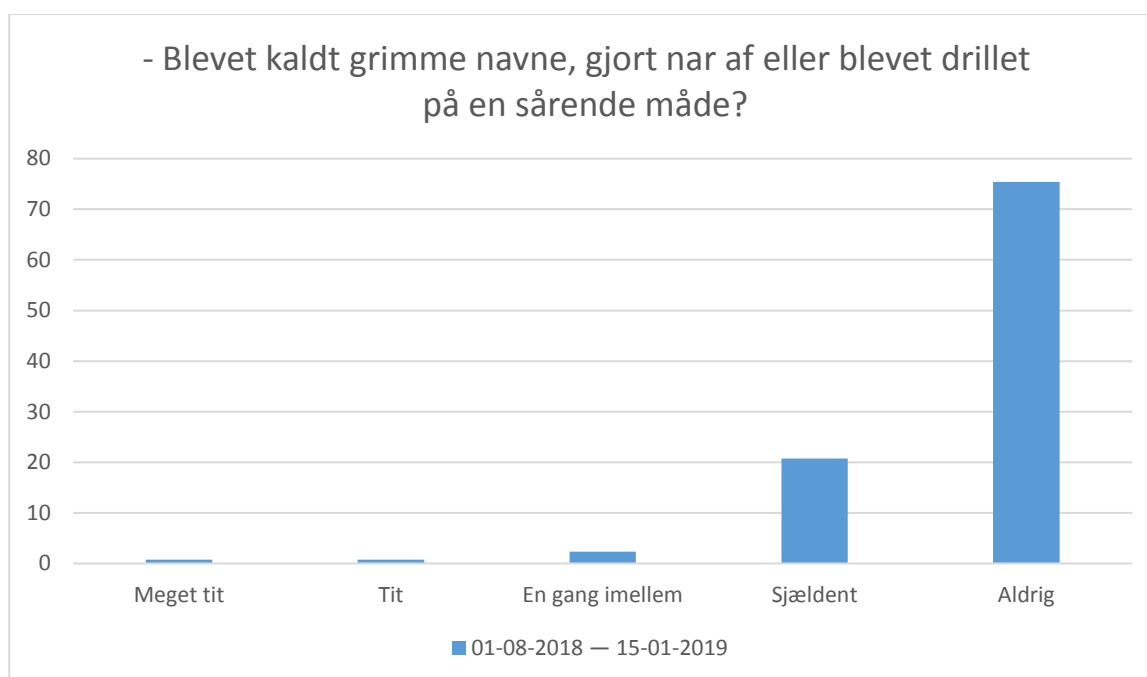
Svarmulighed	01-08-2018 — 15-01-2019: Antal		01-08-2018 — 15-01-2019: Andel (%)	
Jeg har ikke overvejet at droppe ud	105		72	
Faglige årsager	11		8	
Sociale årsager	10		7	
Omvalg til anden uddannelse	7		5	
Personlige årsager	10		7	
Andet	3		2	
<b>Total</b>	<b>146</b>			



01-08-2018 — 15-01-2019; Gennemsnit: 1,6, spredning: 0,9

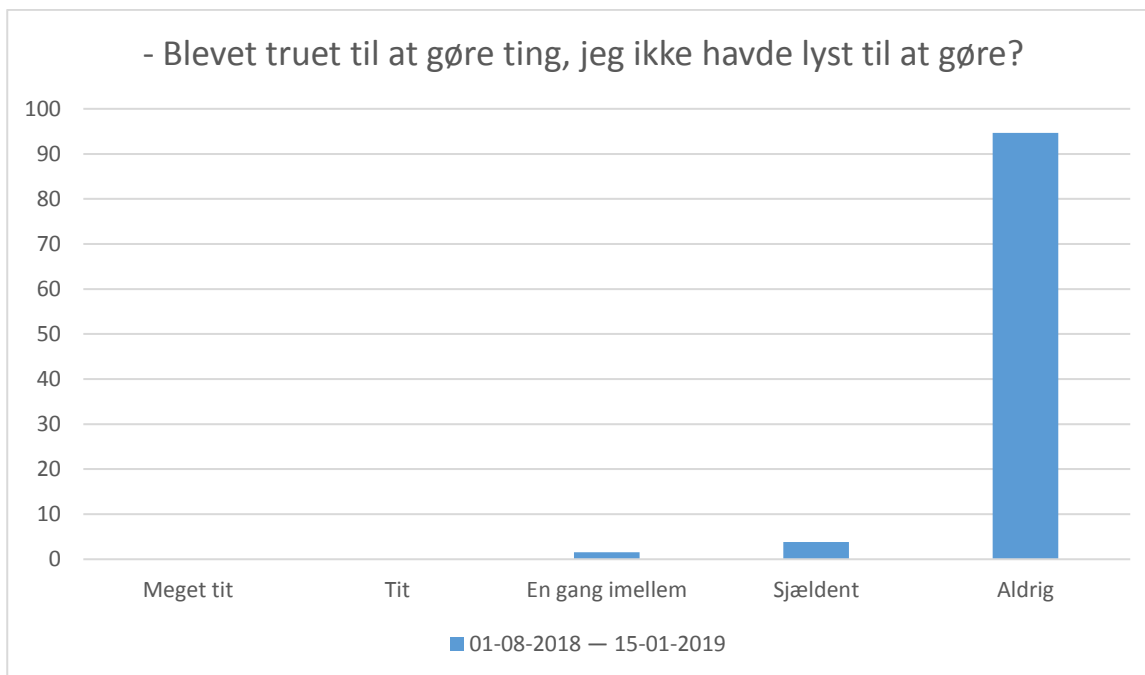
Svarmulighed	01-08-2018 — 15-01-2019: Antal	01-08-2018 — 15-01-2019: Andel (%)
Meget tit	1	1
Tit	4	3
En gang imellem	16	12
Sjældent	36	27
Aldrig	75	57
Total	132	-

## Afsnit H



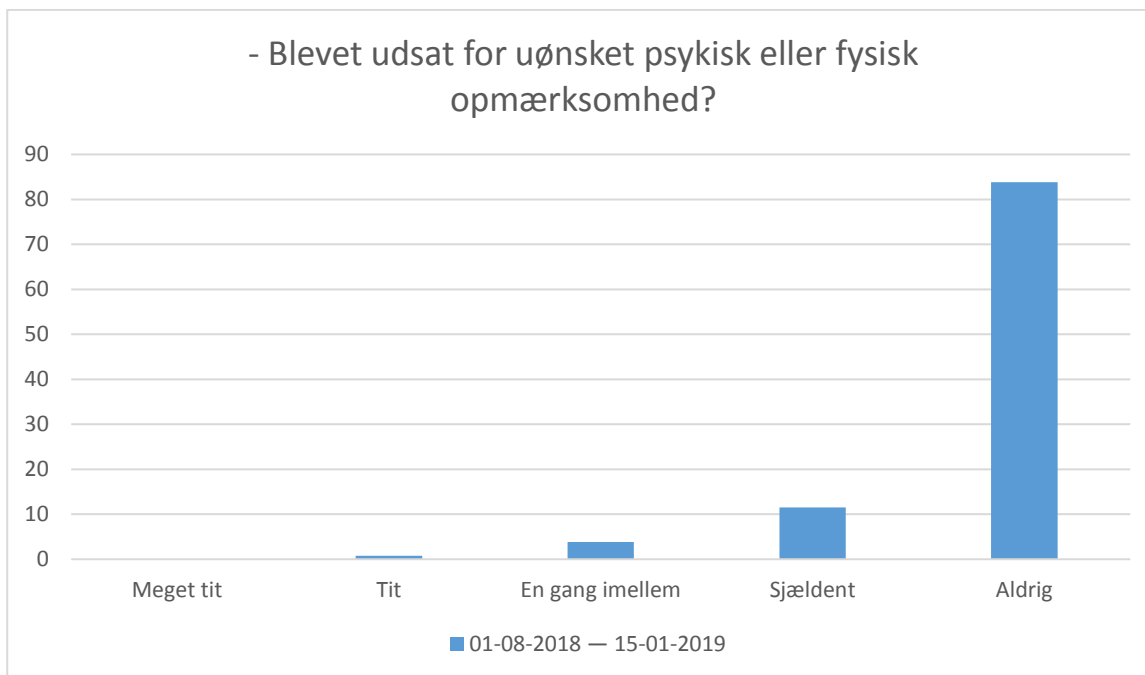
01-08-2018 — 15-01-2019; Gennemsnit: 1,3, spredning: 0,6

Svarmulighed	01-08-2018 — 15-01-2019: Antal	01-08-2018 — 15-01-2019: Andel (%)
Meget tit	1	1
Tit	1	1
En gang imellem	3	2
Sjældent	27	21
Aldrig	98	75
Total	130	-



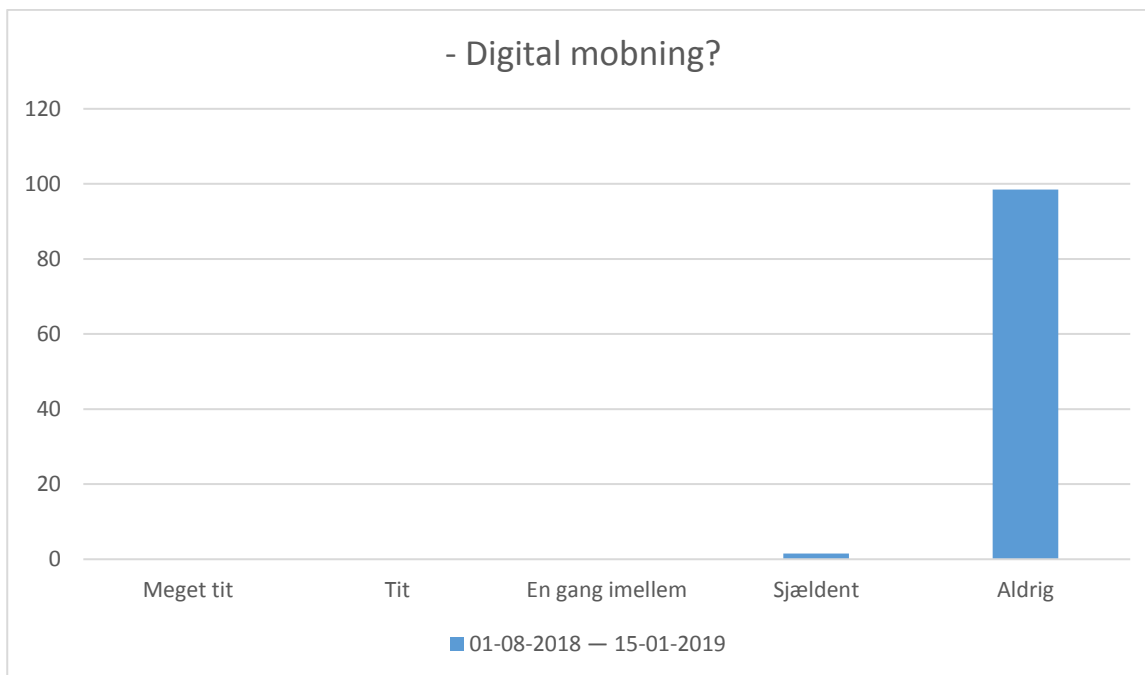
01-08-2018 — 15-01-2019; Gennemsnit: 1,1, spredning: 0,3

Svarmulighed	01-08-2018 — 15-01-2019: Antal	01-08-2018 — 15-01-2019: Andel (%)
Meget tit	0	0
Tit	0	0
En gang imellem	2	2
Sjældent	5	4
Aldrig	124	95
Total	131	-



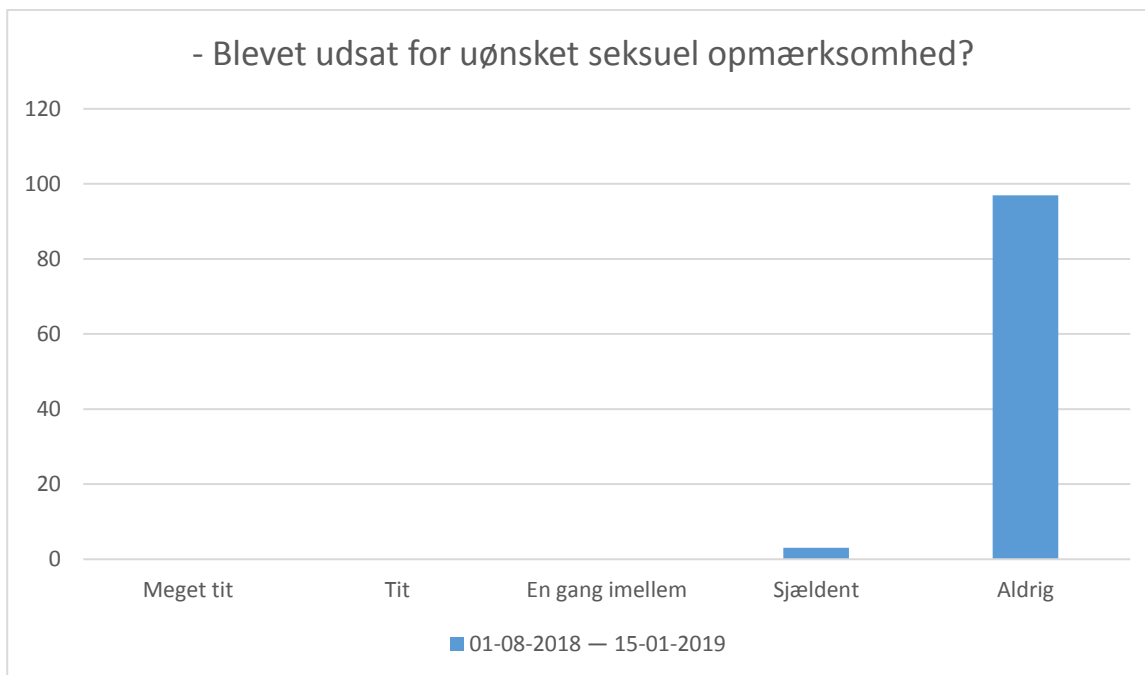
01-08-2018 — 15-01-2019; Gennemsnit: 1,2, spredning: 0,5

Svarmulighed	01-08-2018 — 15-01-2019: Antal	01-08-2018 — 15-01-2019: Andel (%)
Meget tit	0	0
Tit	1	1
En gang imellem	5	4
Sjældent	15	12
Aldrig	109	84
Total	130	-



01-08-2018 — 15-01-2019; Gennemsnit: 1, spredning: 0,1

Svarmulighed	01-08-2018 — 15-01-2019: Antal	01-08-2018 — 15-01-2019: Andel (%)
Meget tit	0	0
Tit	0	0
En gang imellem	0	0
Sjældent	2	2
Aldrig	130	98
Total	132	-

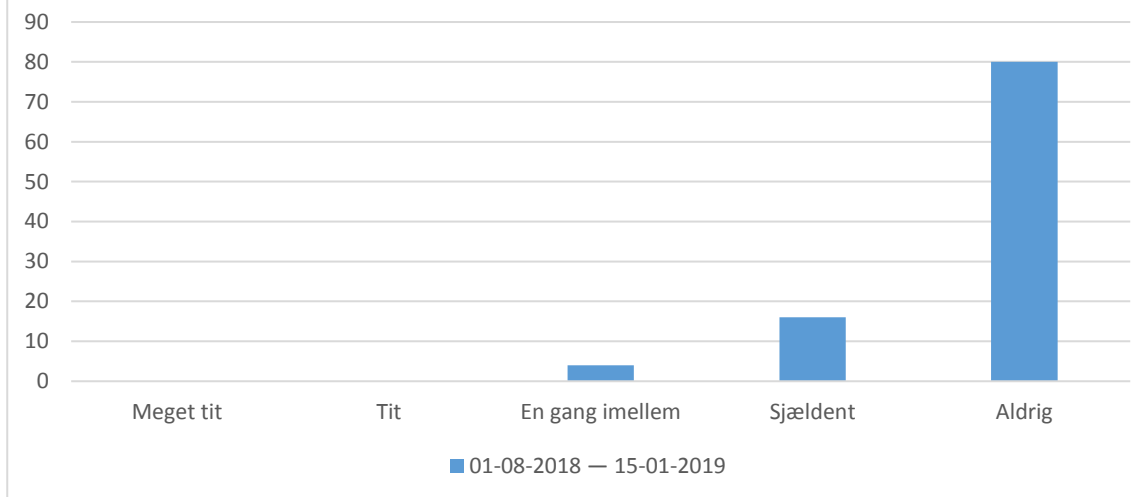


01-08-2018 — 15-01-2019; Gennemsnit: 1, spredning: 0,2

Svarmulighed	01-08-2018 — 15-01-2019: Antal	01-08-2018 — 15-01-2019: Andel (%)
Meget tit	0	0
Tit	0	0
En gang imellem	0	0
Sjældent	4	3
Aldrig	127	97
Total	131	-



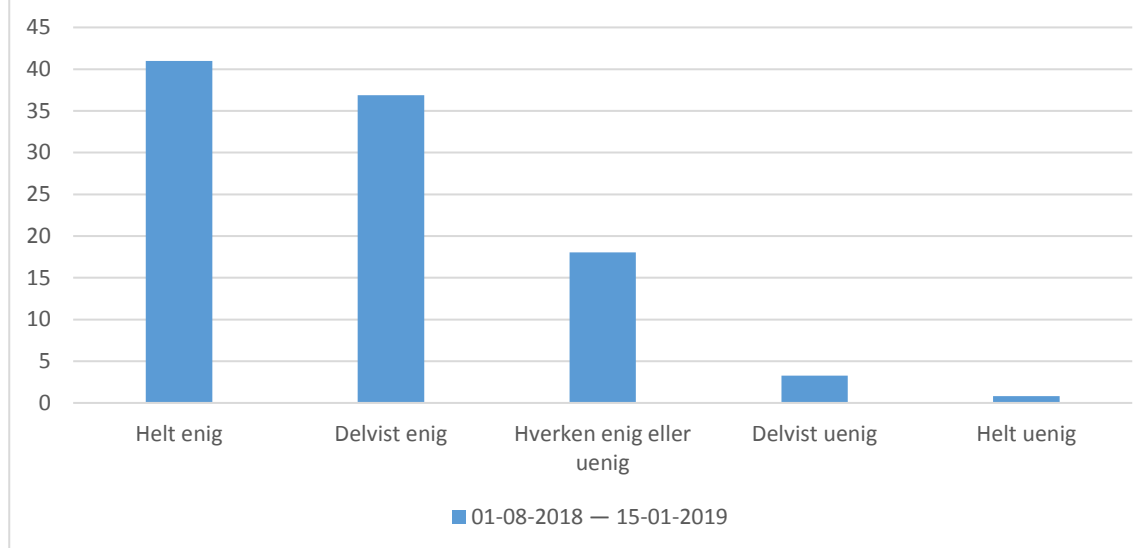
I hvilket omfang har du det seneste år oplevet, at elever eller ansatte på skolen er blevet presset til at gøre ting, som de ikke havde lyst til at gøre?



01-08-2018 — 15-01-2019; Gennemsnit: 1,2, spredning: 0,5

Svarmulighed	01-08-2018 — 15-01-2019: Antal	01-08-2018 — 15-01-2019: Andel (%)
Meget tit	0	0
Tit	0	0
En gang imellem	5	4
Sjældent	20	16
Aldrig	100	80
Total	125	-

Der er gode muligheder på skolen for at få støtte og vejledning, hvis det har været svært.



01-08-2018 — 15-01-2019; Gennemsnit: 4,1, spredning: 0,9

Svarmulighed	01-08-2018 — 15-01-2019: Antal	01-08-2018 — 15-01-2019: Andel (%)
Helt enig	50	41
Delvist enig	45	37
Hverken enig eller uenig	22	18
Delvist uenig	4	3
Helt uenig	1	1
Total	122	-